

Q1 School Site (If you work at multiple sites choose your home site OR complete a survey for each site at which you spend significant time.)

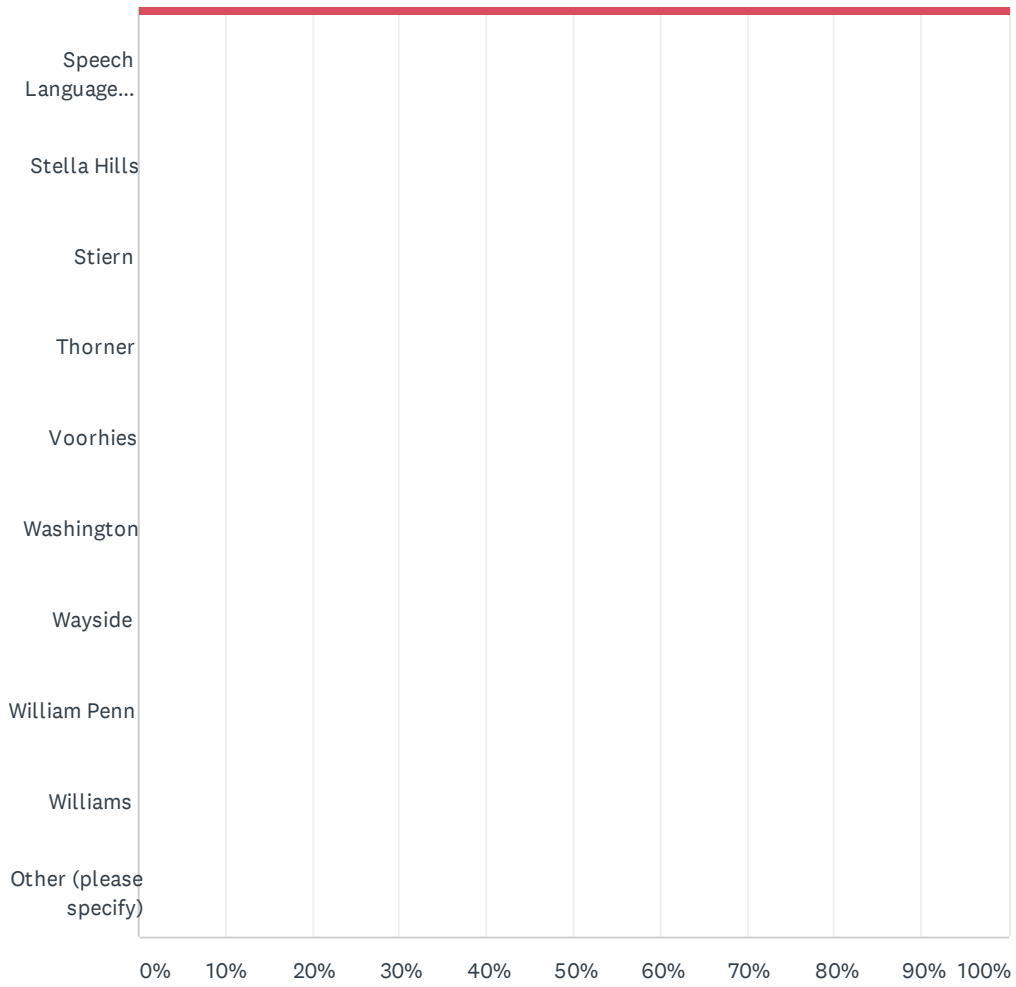
Answered: 5 Skipped: 0

Casa Loma										
Cato										
Chavez										
Chipman										
College Hts										
Compton										
Curran										
Downtown										
Ed Center										
Eissler										
Emerson										
Evergreen										
Fletcher										
Frank West										
Franklin										
Fremont										
Garza										
Harding										

2020-2021 BETA Administration/Site Climate Survey



2020-2021 BETA Administration/Site Climate Survey



2020-2021 BETA Administration/Site Climate Survey

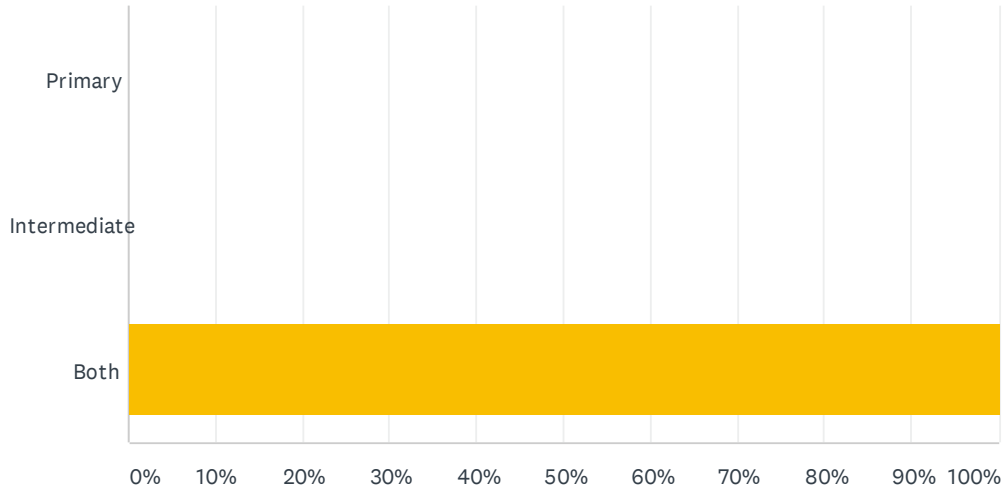
ANSWER CHOICES	RESPONSES
Casa Loma	0.00% 0
Cato	0.00% 0
Chavez	0.00% 0
Chipman	0.00% 0
College Hts	0.00% 0
Compton	0.00% 0
Curran	0.00% 0
Downtown	0.00% 0
Ed Center	0.00% 0
Eissler	0.00% 0
Emerson	0.00% 0
Evergreen	0.00% 0
Fletcher	0.00% 0
Frank West	0.00% 0
Franklin	0.00% 0
Fremont	0.00% 0
Garza	0.00% 0
Harding	0.00% 0
Harris	0.00% 0
Horace Mann	0.00% 0
Hort	0.00% 0
Jefferson	0.00% 0
Longfellow	0.00% 0
McKinley	0.00% 0
MLK	0.00% 0
Mt. Vernon	0.00% 0
Munsey	0.00% 0
Nichols	0.00% 0
Noble	0.00% 0
Nurses	0.00% 0
Owens Intermediate	0.00% 0
Owens Primary	0.00% 0

2020-2021 BETA Administration/Site Climate Survey

Pauly	0.00%	0
Pioneer	0.00%	0
Rafer Johnson	0.00%	0
Roosevelt	0.00%	0
Sequoia	0.00%	0
Sierra	0.00%	0
Special Ed Office	100.00%	5
Speech Language Pathologist	0.00%	0
Stella Hills	0.00%	0
Stiem	0.00%	0
Thorner	0.00%	0
Voorhies	0.00%	0
Washington	0.00%	0
Wayside	0.00%	0
William Penn	0.00%	0
Williams	0.00%	0
Other (please specify)	0.00%	0
Total Respondents: 5		

Q2 Instructional Grade Level or Support Services

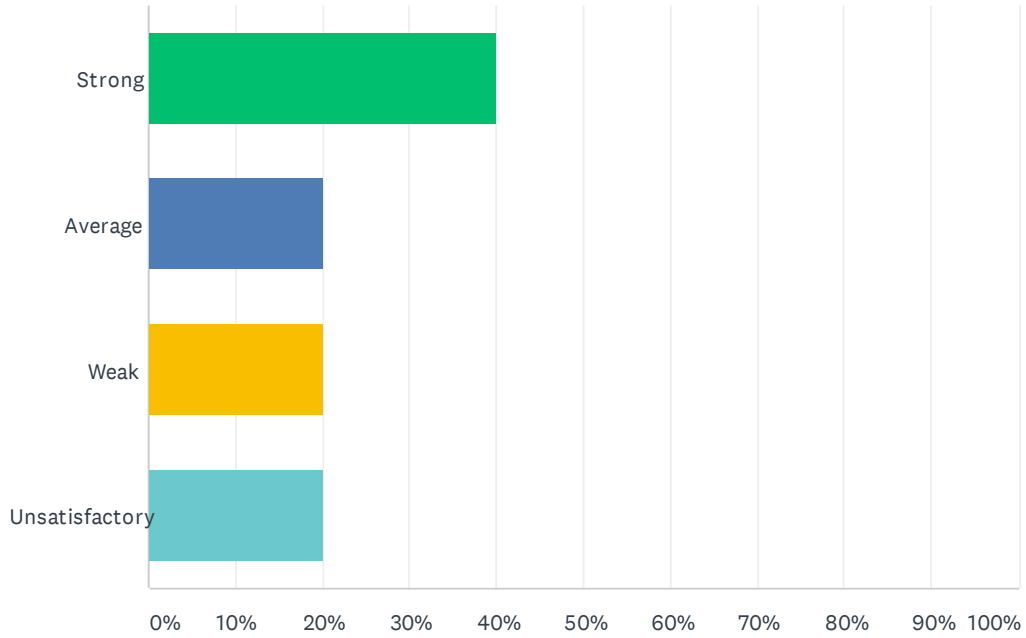
Answered: 4 Skipped: 1



ANSWER CHOICES	RESPONSES
Primary	0.00% 0
Intermediate	0.00% 0
Both	100.00% 4
TOTAL	4

Q3 Site administration is sensitive to the needs of students, staff, and community.

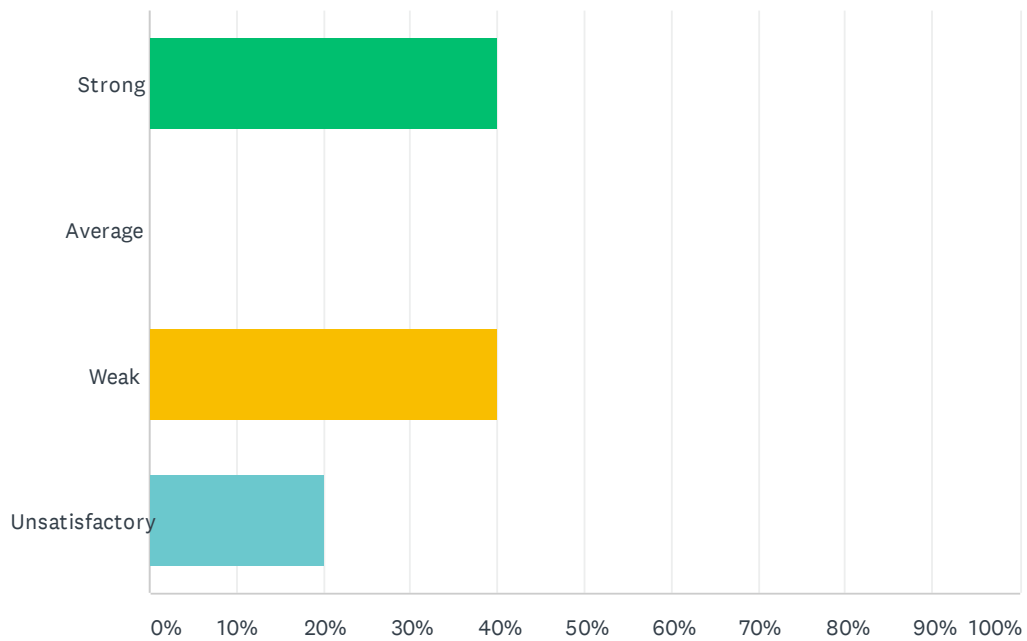
Answered: 5 Skipped: 0



ANSWER CHOICES	RESPONSES	
Strong	40.00%	2
Average	20.00%	1
Weak	20.00%	1
Unsatisfactory	20.00%	1
TOTAL		5

Q4 Site administration treats staff with respect; you feel like a valued member of a team.

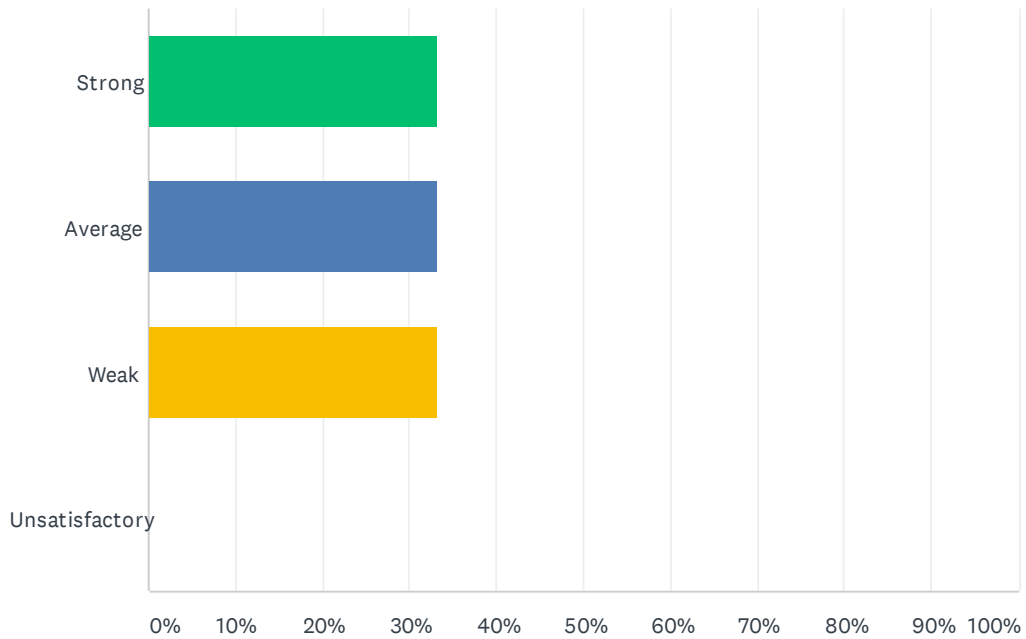
Answered: 5 Skipped: 0



ANSWER CHOICES	RESPONSES	
Strong	40.00%	2
Average	0.00%	0
Weak	40.00%	2
Unsatisfactory	20.00%	1
TOTAL		5

Q5 Site administration conducts classroom visits (ZOOM visits) in the least disruptive manner and leaves timely feedback (within 24 hours).

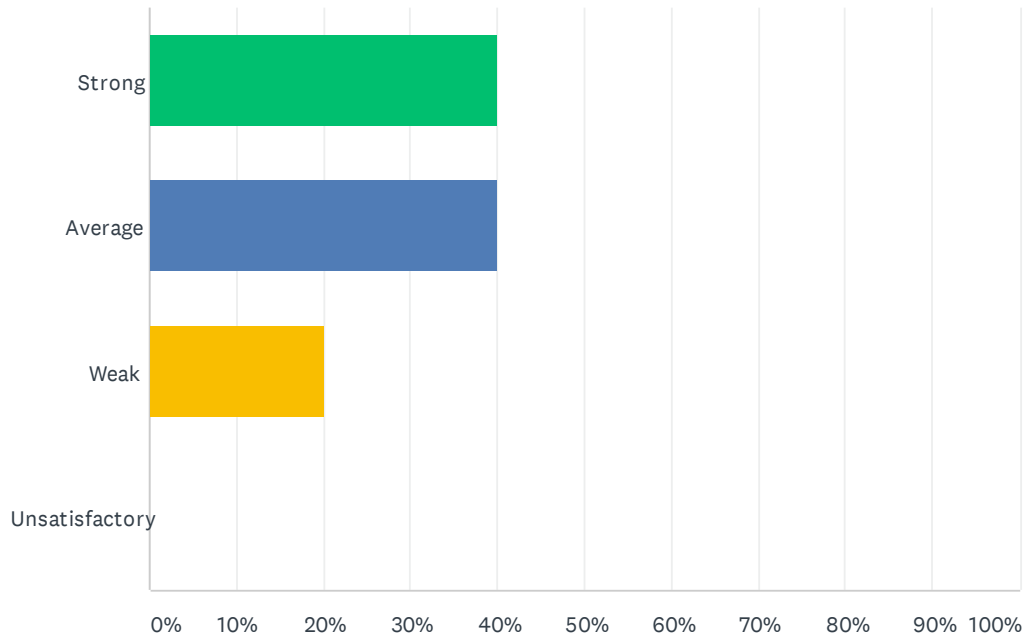
Answered: 3 Skipped: 2



ANSWER CHOICES	RESPONSES	
Strong	33.33%	1
Average	33.33%	1
Weak	33.33%	1
Unsatisfactory	0.00%	0
TOTAL		3

Q6 Site administration follows the contract and respects personal rights.

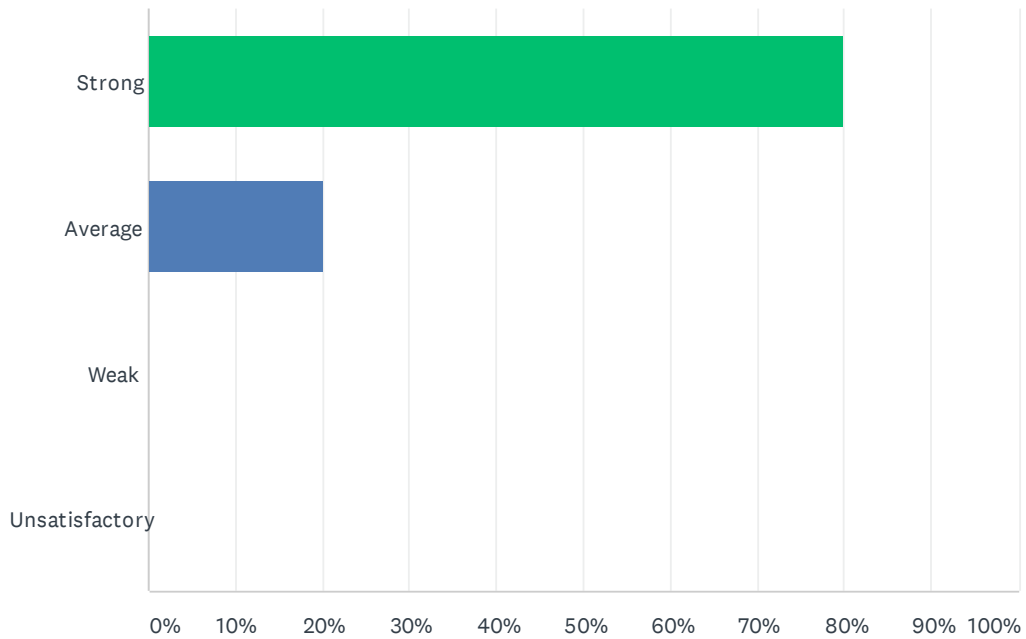
Answered: 5 Skipped: 0



ANSWER CHOICES	RESPONSES	
Strong	40.00%	2
Average	40.00%	2
Weak	20.00%	1
Unsatisfactory	0.00%	0
TOTAL		5

Q7 Administration utilizes staff according to their job description (ie. Coaches, APL's, Specialists & Staff).

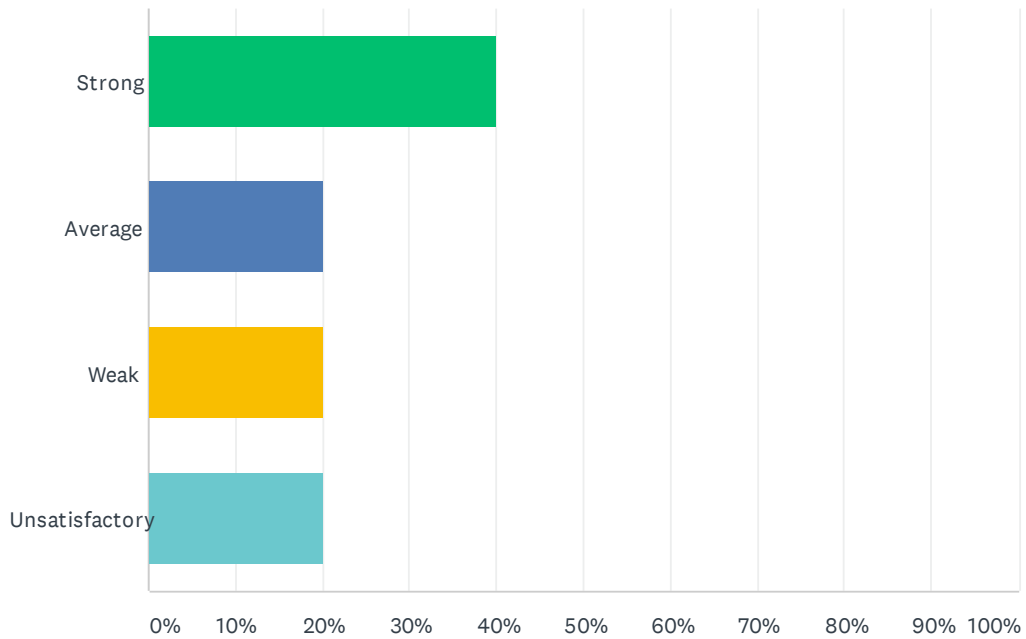
Answered: 5 Skipped: 0



ANSWER CHOICES	RESPONSES	
Strong	80.00%	4
Average	20.00%	1
Weak	0.00%	0
Unsatisfactory	0.00%	0
TOTAL		5

Q8 Administration maintains open communication with staff, parents, and students.

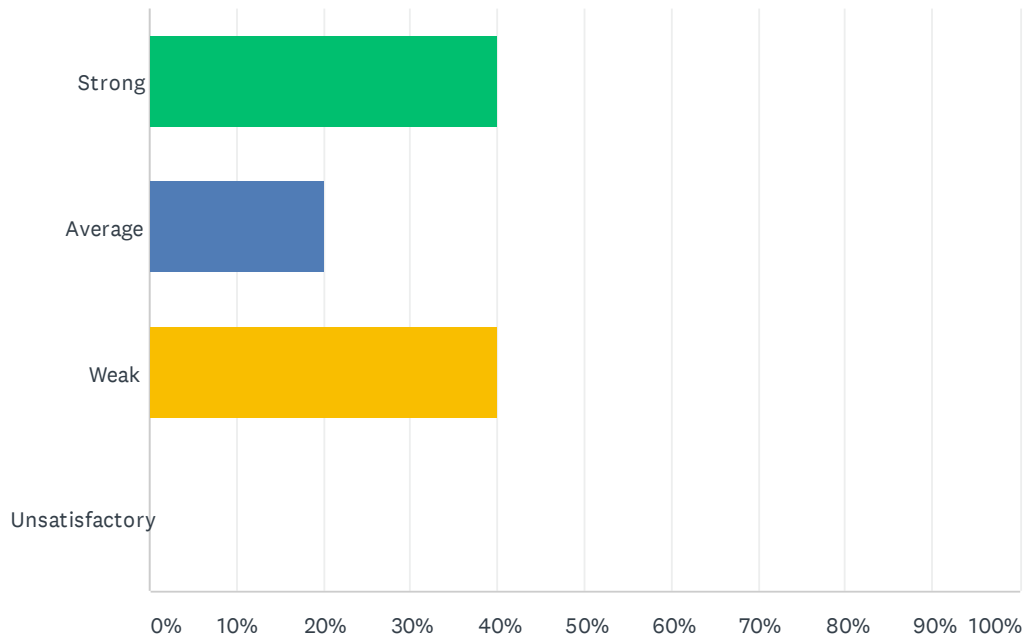
Answered: 5 Skipped: 0



ANSWER CHOICES	RESPONSES	
Strong	40.00%	2
Average	20.00%	1
Weak	20.00%	1
Unsatisfactory	20.00%	1
TOTAL		5

Q9 Administration is available for teachers to communicate with during Distance Learning

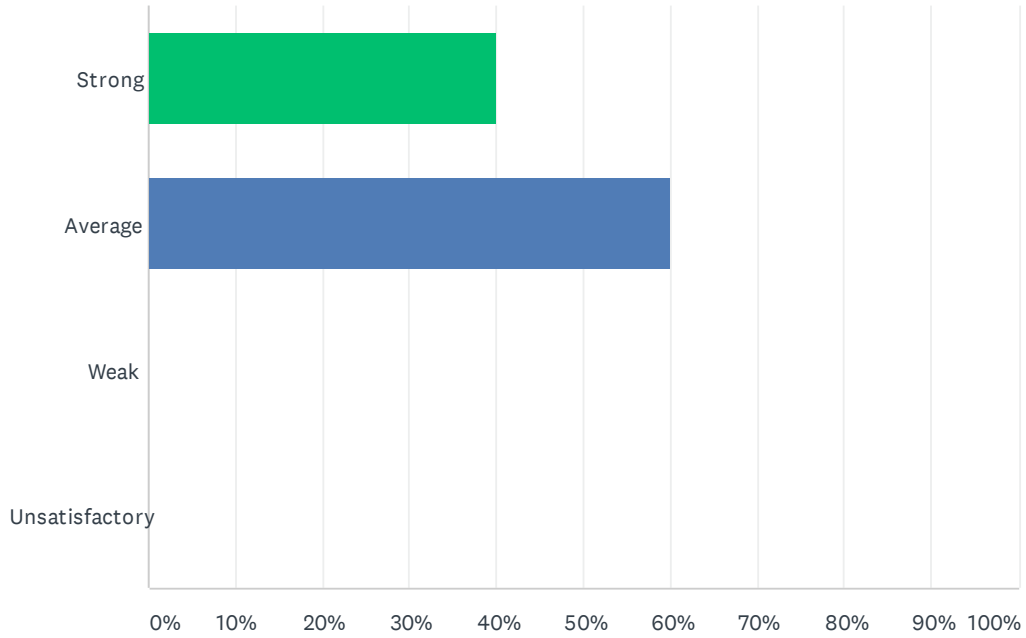
Answered: 5 Skipped: 0



ANSWER CHOICES	RESPONSES	
Strong	40.00%	2
Average	20.00%	1
Weak	40.00%	2
Unsatisfactory	0.00%	0
TOTAL		5

Q10 Administration supports staff against attacks and criticism from parents.

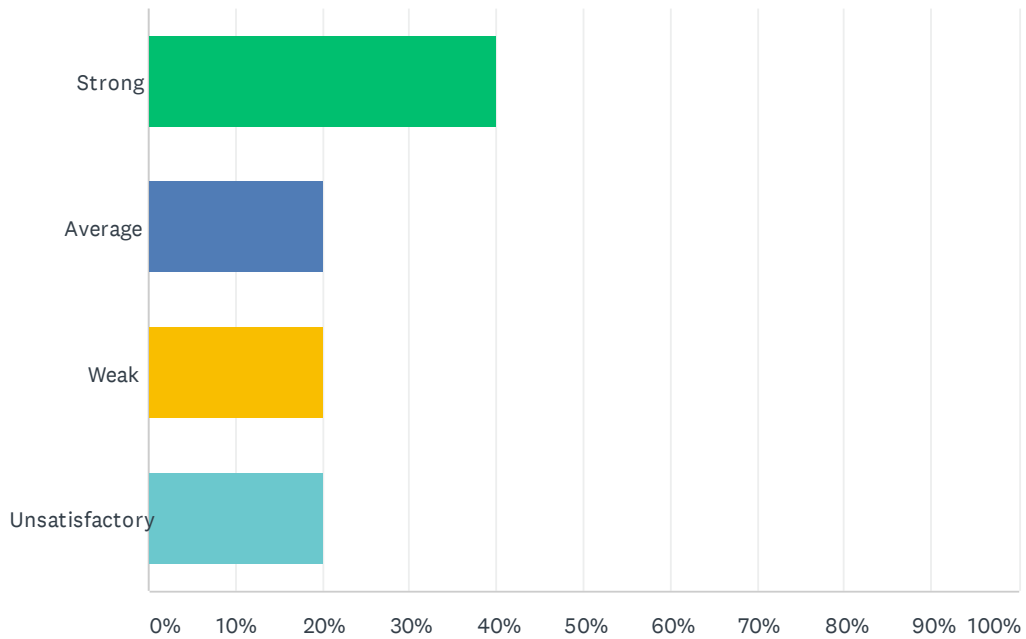
Answered: 5 Skipped: 0



ANSWER CHOICES	RESPONSES	
Strong	40.00%	2
Average	60.00%	3
Weak	0.00%	0
Unsatisfactory	0.00%	0
TOTAL		5

Q11 Site administration treats all teachers equally; there is no preferential treatment.

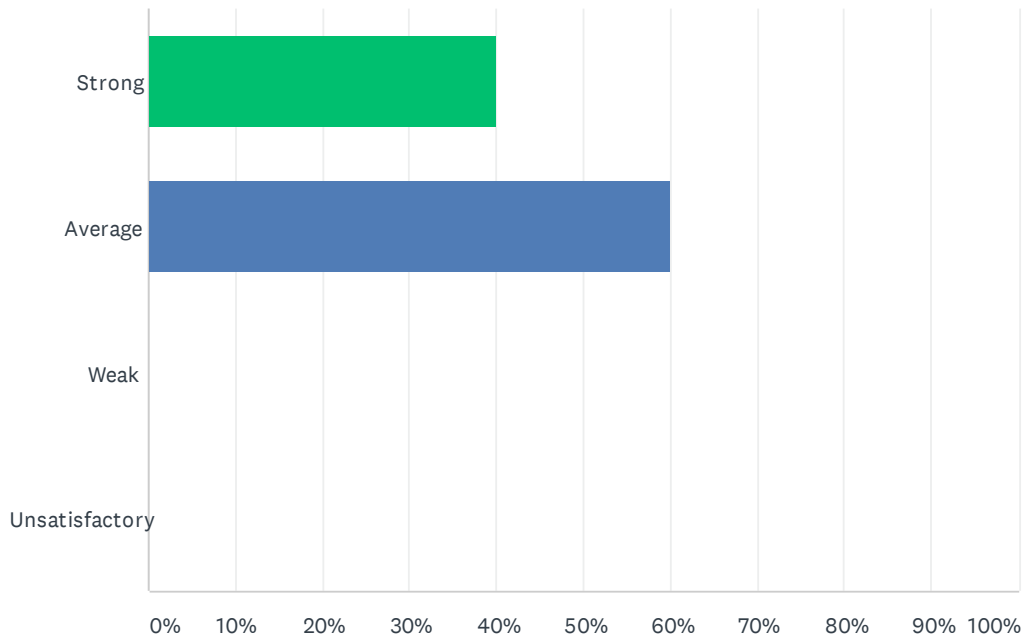
Answered: 5 Skipped: 0



ANSWER CHOICES	RESPONSES	
Strong	40.00%	2
Average	20.00%	1
Weak	20.00%	1
Unsatisfactory	20.00%	1
TOTAL		5

Q12 Administration supports classroom discipline procedures and follows District discipline guidelines.

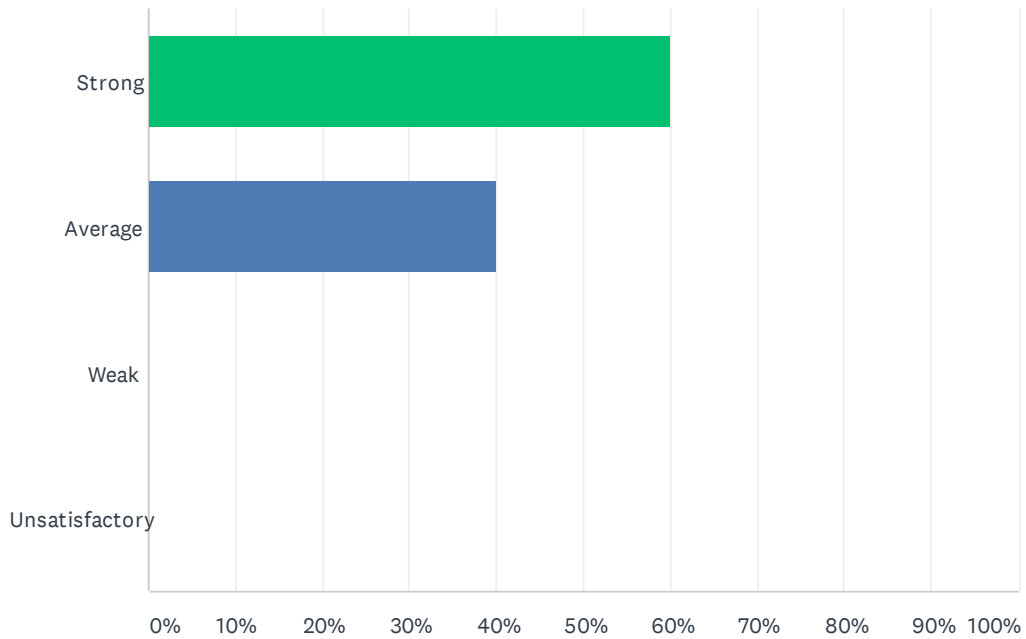
Answered: 5 Skipped: 0



ANSWER CHOICES	RESPONSES	
Strong	40.00%	2
Average	60.00%	3
Weak	0.00%	0
Unsatisfactory	0.00%	0
TOTAL		5

Q13 Administration making sure teachers have materials needed for Distance learning.

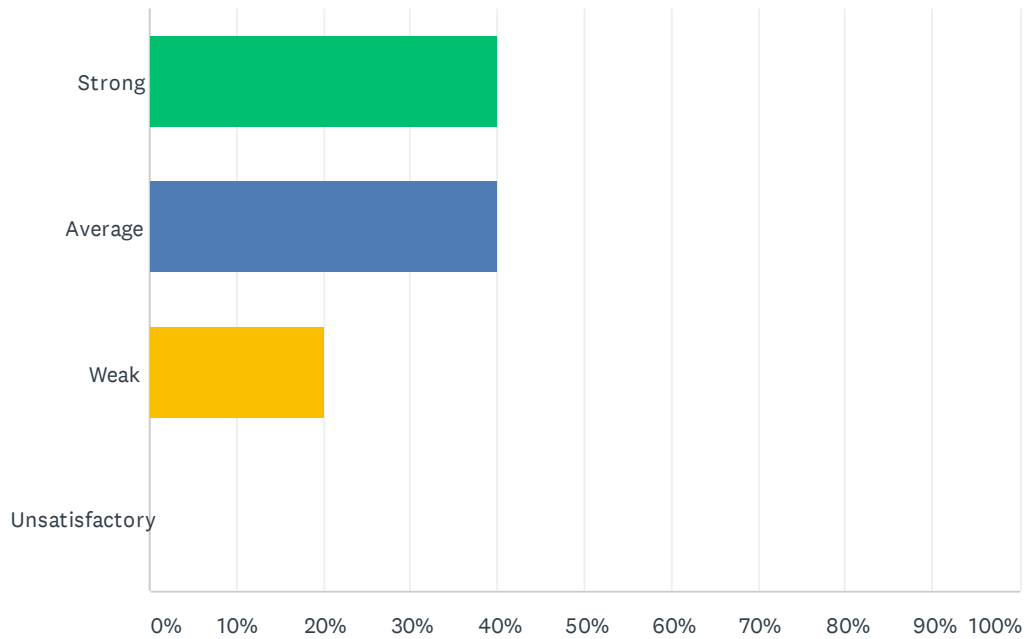
Answered: 5 Skipped: 0



ANSWER CHOICES	RESPONSES	
Strong	60.00%	3
Average	40.00%	2
Weak	0.00%	0
Unsatisfactory	0.00%	0
TOTAL		5

Q14 Administration has been supportive during COVID and minimized adding extra stress.

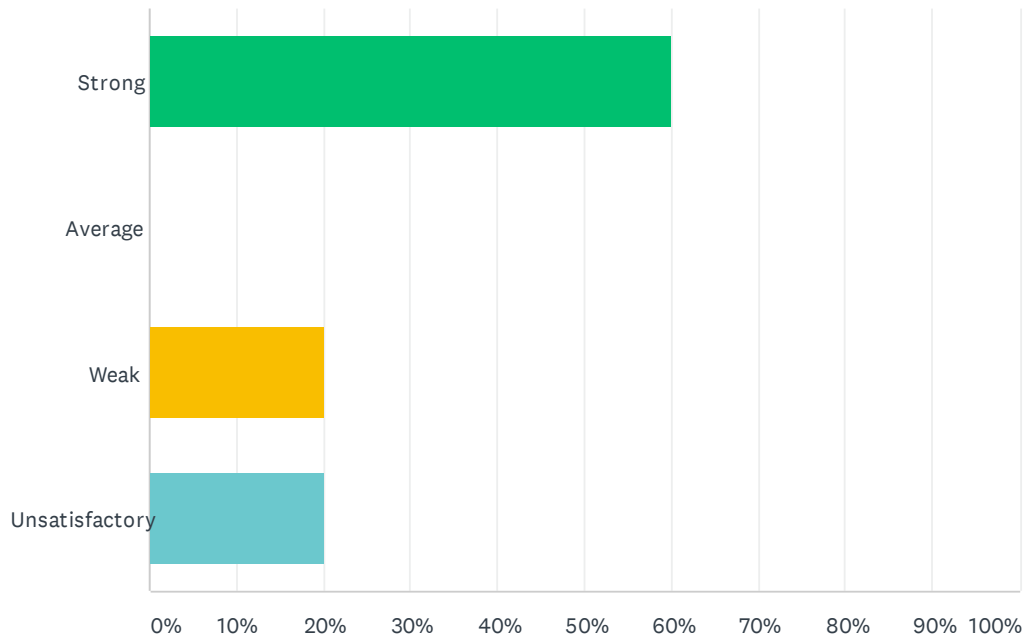
Answered: 5 Skipped: 0



ANSWER CHOICES	RESPONSES	
Strong	40.00%	2
Average	40.00%	2
Weak	20.00%	1
Unsatisfactory	0.00%	0
TOTAL		5

Q15 Administration has communicated expectations and information during the COVID pandemic.

Answered: 5 Skipped: 0



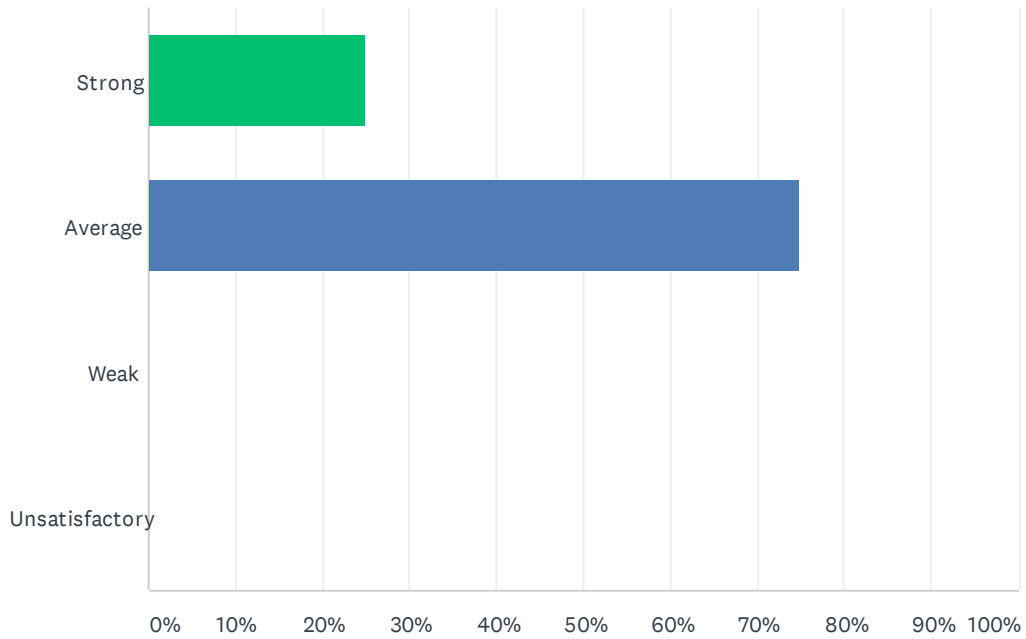
ANSWER CHOICES	RESPONSES	
Strong	60.00%	3
Average	0.00%	0
Weak	20.00%	1
Unsatisfactory	20.00%	1
TOTAL		5

Q16 Does your administrator impact the working conditions, positively or negatively, at your worksite?

Answered: 5 Skipped: 0

Q17 Site staff is involved in setting school policies and budgetary priorities.

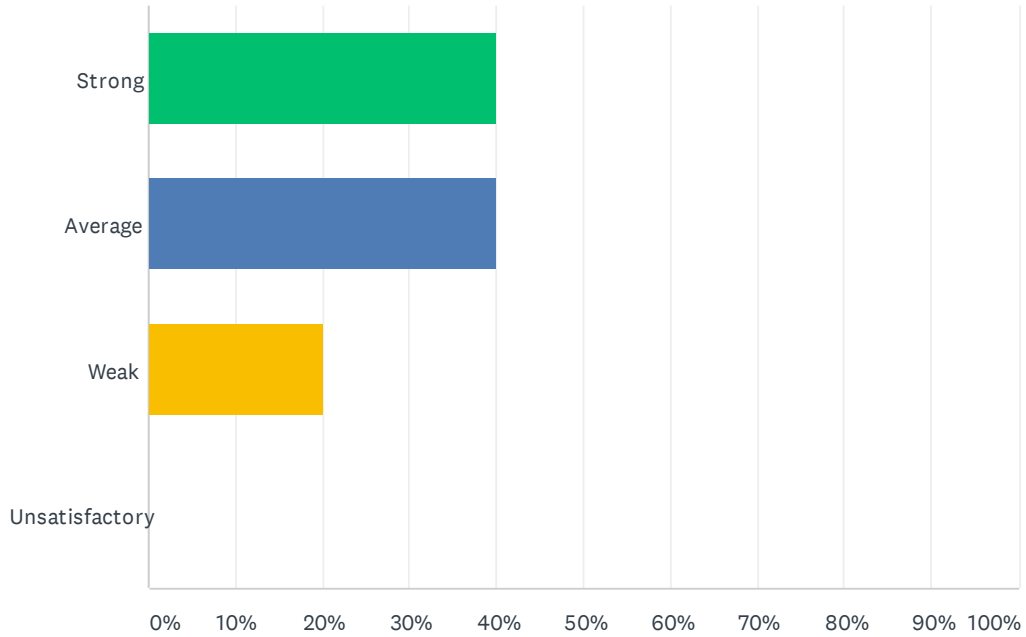
Answered: 4 Skipped: 1



ANSWER CHOICES	RESPONSES	
Strong	25.00%	1
Average	75.00%	3
Weak	0.00%	0
Unsatisfactory	0.00%	0
TOTAL		4

Q18 Site meetings are productive and not excessive.

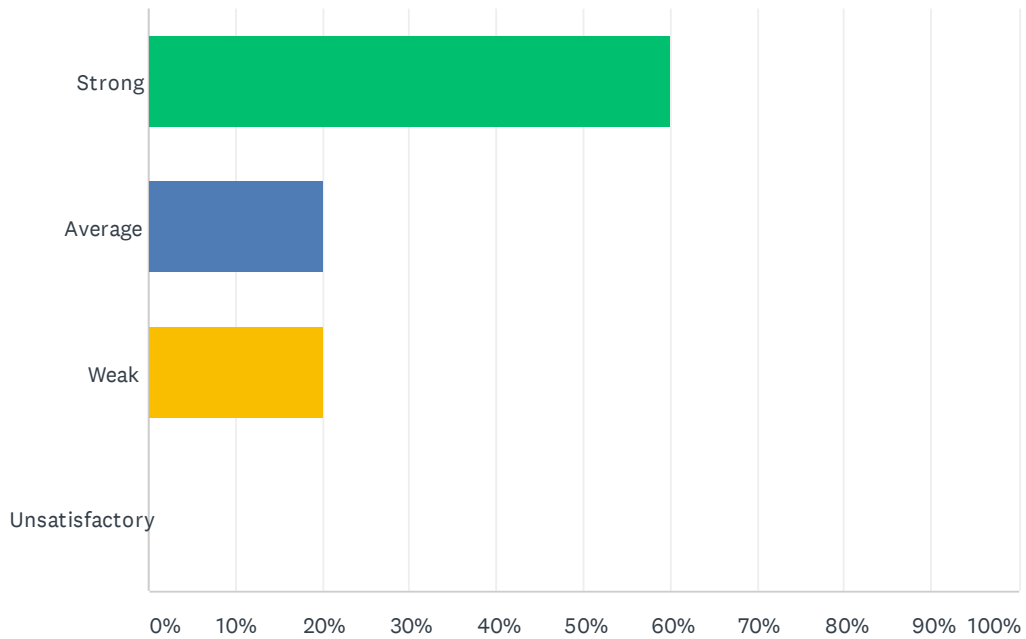
Answered: 5 Skipped: 0



ANSWER CHOICES	RESPONSES	
Strong	40.00%	2
Average	40.00%	2
Weak	20.00%	1
Unsatisfactory	0.00%	0
TOTAL		5

Q19 During Covid, meetings have not been excessive and have been productive.

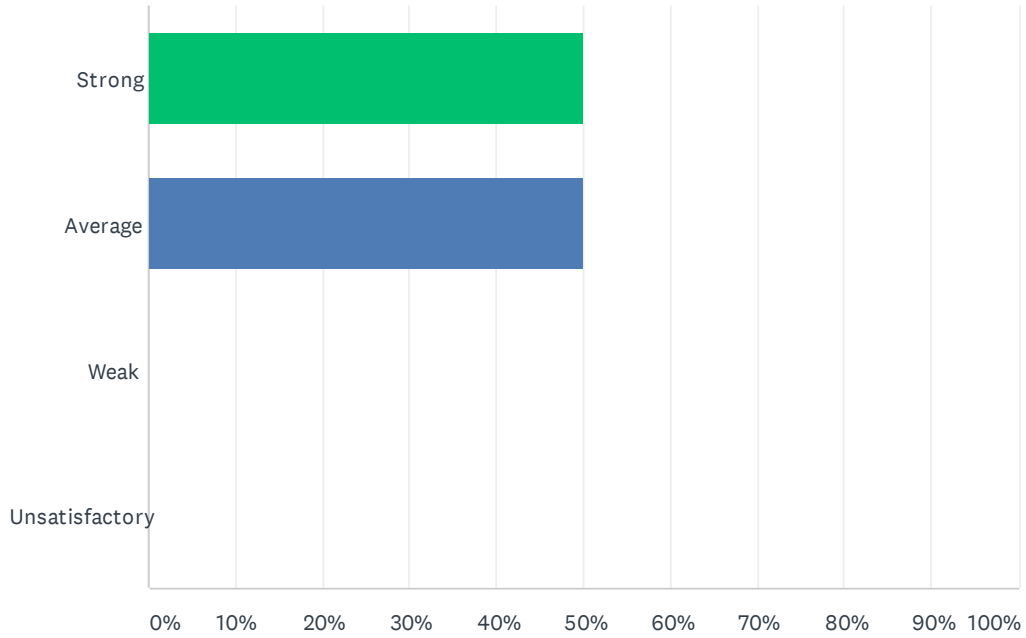
Answered: 5 Skipped: 0



ANSWER CHOICES	RESPONSES	
Strong	60.00%	3
Average	20.00%	1
Weak	20.00%	1
Unsatisfactory	0.00%	0
TOTAL		5

Q20 My site receives daily consecutive uninterrupted planning/preparation time. (30 minutes / 40 minutes)

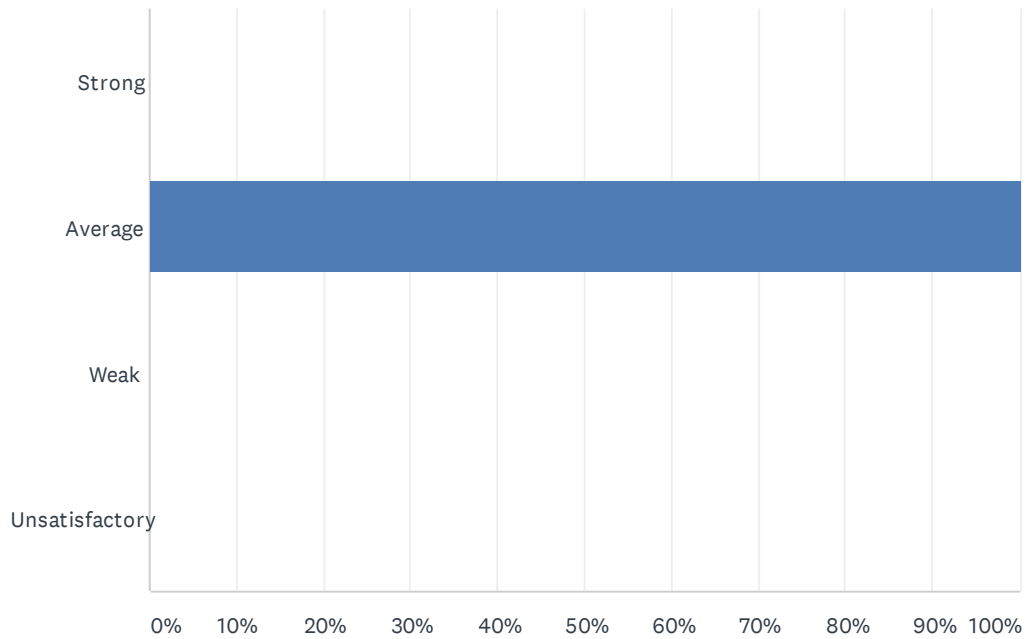
Answered: 4 Skipped: 1



ANSWER CHOICES	RESPONSES	
Strong	50.00%	2
Average	50.00%	2
Weak	0.00%	0
Unsatisfactory	0.00%	0
TOTAL		4

Q21 Staff is given time to input district required data (ie. Benchmarks, Dibels, CFAs, Report Cards, and etc).

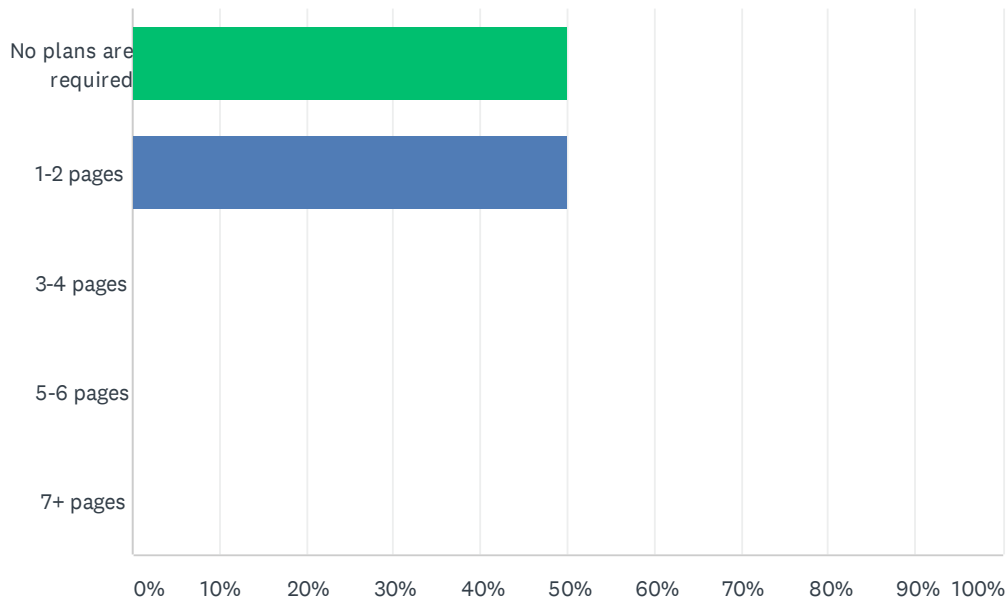
Answered: 4 Skipped: 1



ANSWER CHOICES	RESPONSES
Strong	0.00% 0
Average	100.00% 4
Weak	0.00% 0
Unsatisfactory	0.00% 0
TOTAL	4

Q22 Teachers are required to submit complete, but not excessively lengthy lesson plans.

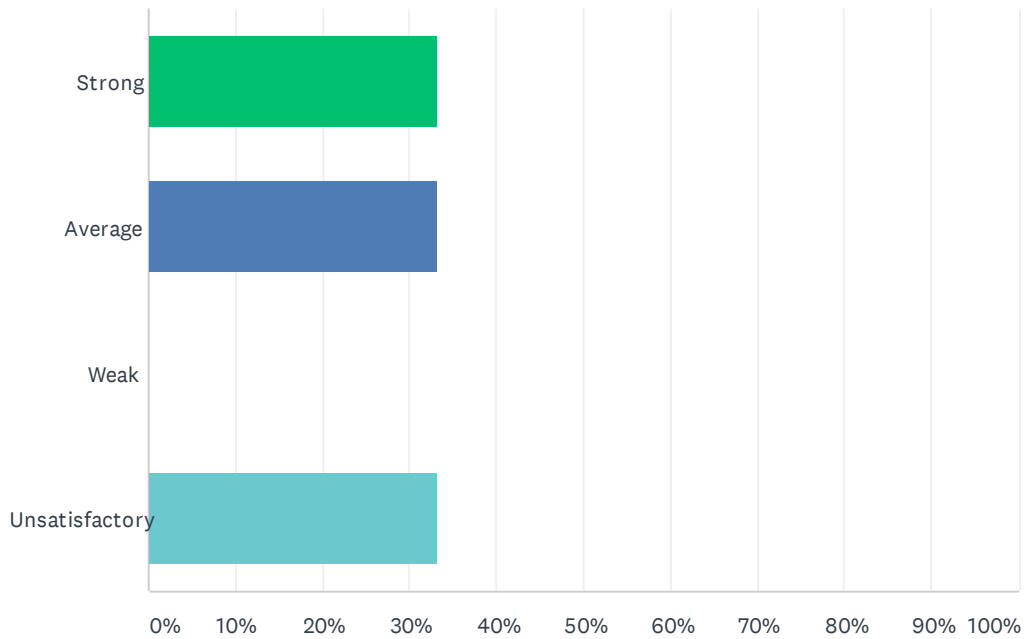
Answered: 4 Skipped: 1



ANSWER CHOICES	RESPONSES	
No plans are required	50.00%	2
1-2 pages	50.00%	2
3-4 pages	0.00%	0
5-6 pages	0.00%	0
7+ pages	0.00%	0
TOTAL		4

Q23 The Special Education Department is assisting you with your questions, problems, and concerns.

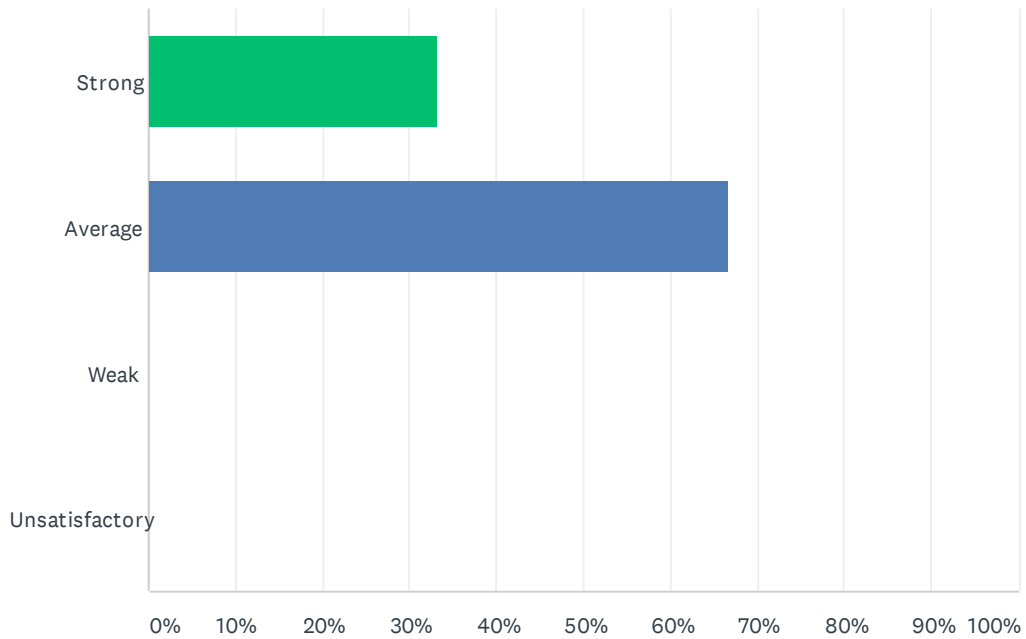
Answered: 3 Skipped: 2



ANSWER CHOICES	RESPONSES	
Strong	33.33%	1
Average	33.33%	1
Weak	0.00%	0
Unsatisfactory	33.33%	1
TOTAL		3

Q24 Special Education class size is balanced within each program to ensure student safety and individualized instruction.

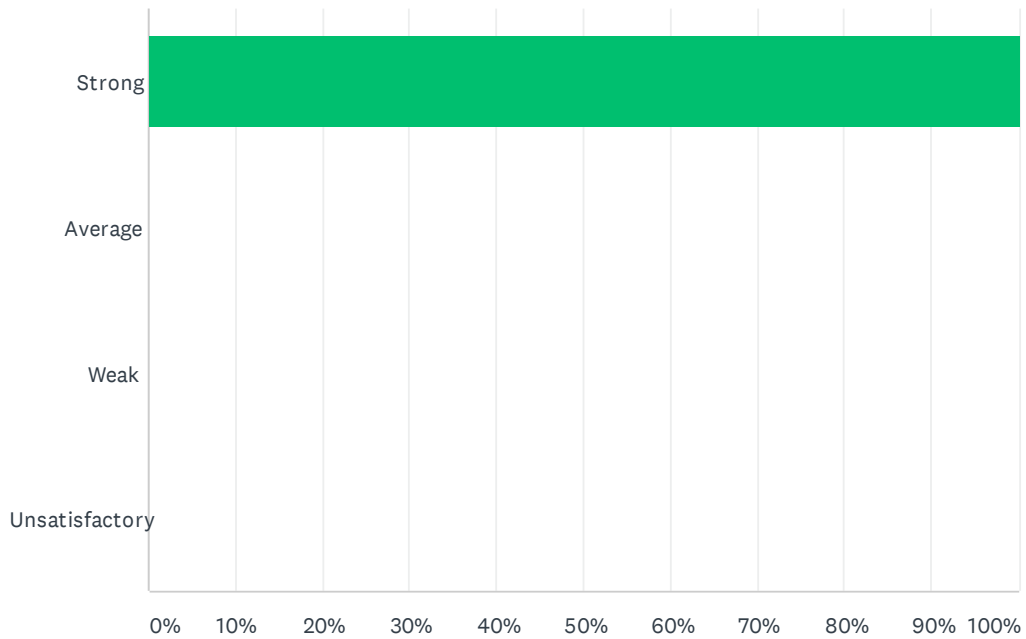
Answered: 3 Skipped: 2



ANSWER CHOICES	RESPONSES	
Strong	33.33%	1
Average	66.67%	2
Weak	0.00%	0
Unsatisfactory	0.00%	0
TOTAL		3

Q25 Special education teachers have opportunities to participate in school-based, content area staff development.

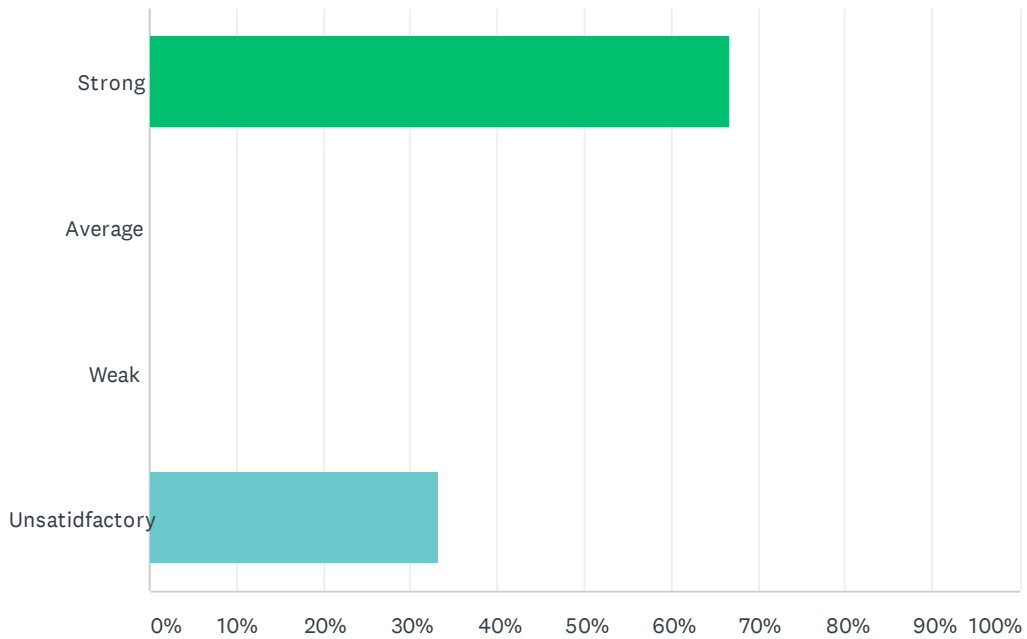
Answered: 3 Skipped: 2



ANSWER CHOICES	RESPONSES
Strong	100.00% 3
Average	0.00% 0
Weak	0.00% 0
Unsatisfactory	0.00% 0
TOTAL	3

Q26 Special education teachers have access to ALL instructional resources provided to general education teachers.

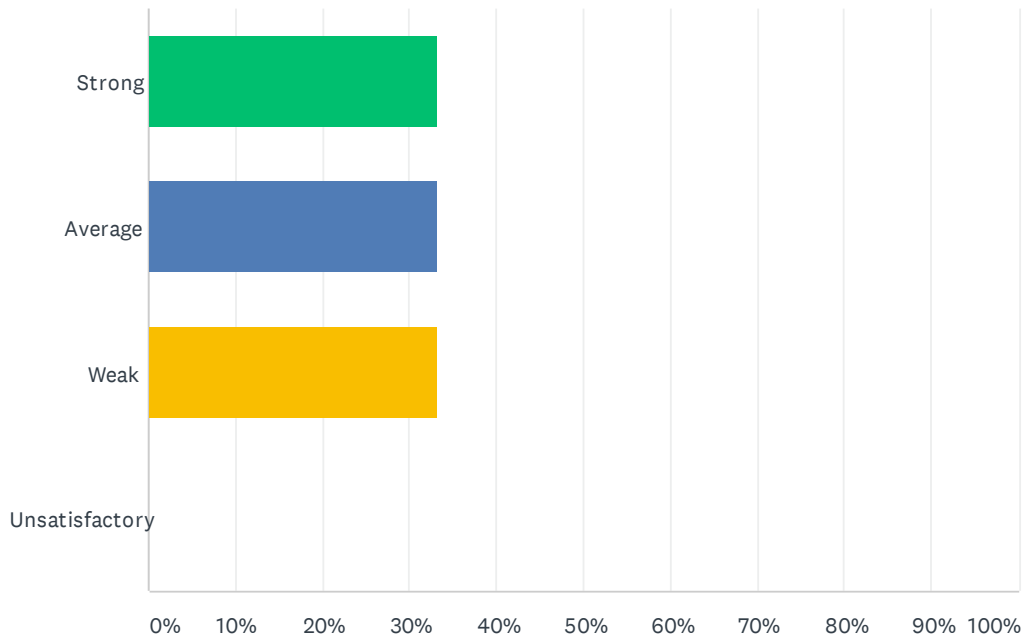
Answered: 3 Skipped: 2



ANSWER CHOICES	RESPONSES	
Strong	66.67%	2
Average	0.00%	0
Weak	0.00%	0
Unsatisfactory	33.33%	1
TOTAL		3

Q27 Special education teachers are adequately trained in the administration of state assessments and District IEP's.

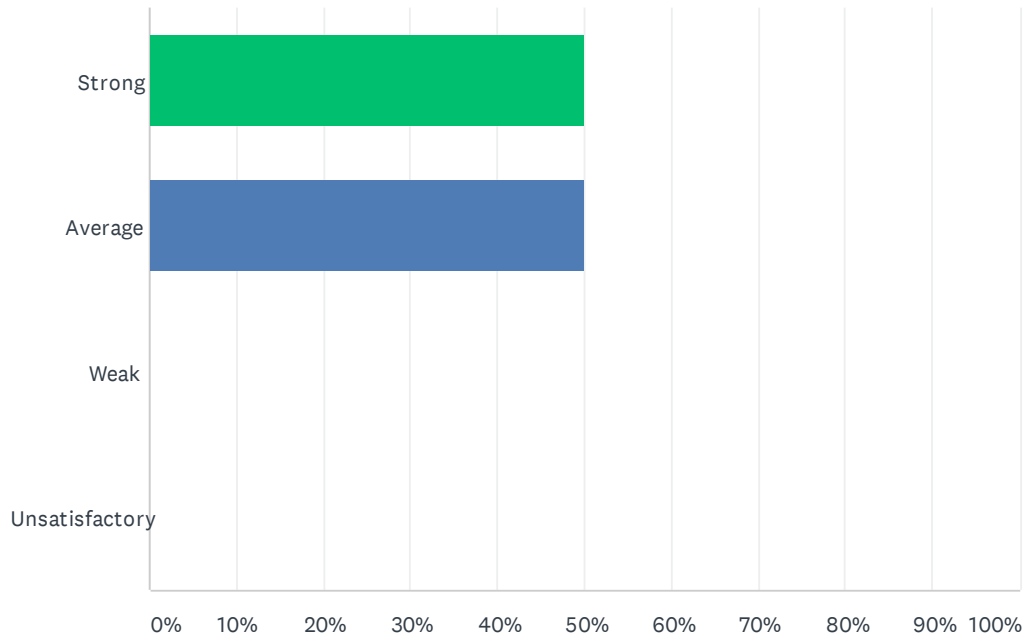
Answered: 3 Skipped: 2



ANSWER CHOICES	RESPONSES	
Strong	33.33%	1
Average	33.33%	1
Weak	33.33%	1
Unsatisfactory	0.00%	0
TOTAL		3

Q28 The site principal is accessible to discuss special education issues.

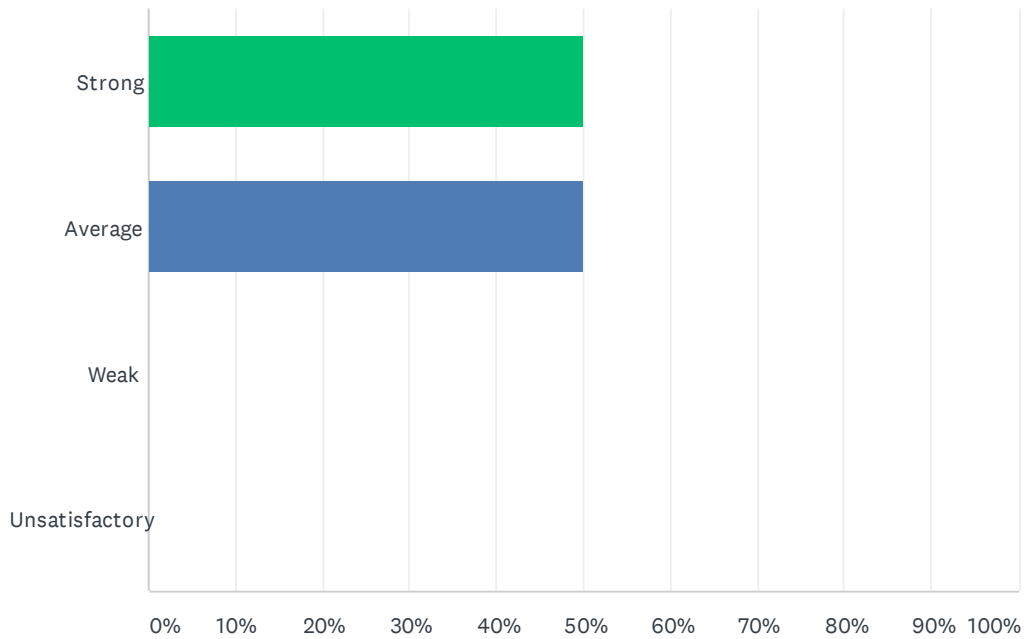
Answered: 2 Skipped: 3



ANSWER CHOICES	RESPONSES	
Strong	50.00%	1
Average	50.00%	1
Weak	0.00%	0
Unsatisfactory	0.00%	0
TOTAL		2

Q29 The site principal promotes equal opportunities for all students to learn.

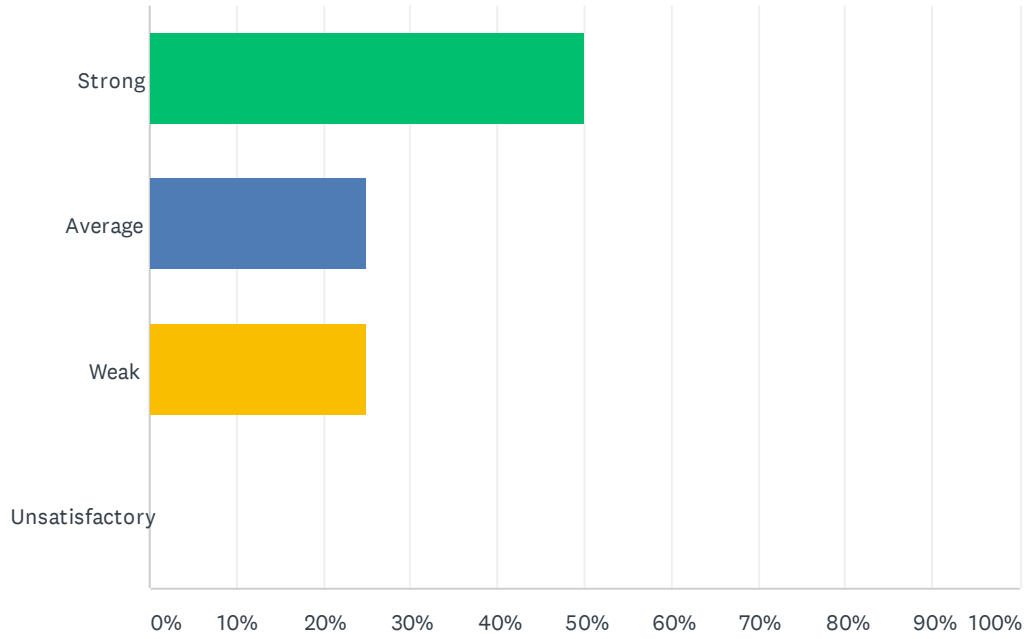
Answered: 2 Skipped: 3



ANSWER CHOICES	RESPONSES	
Strong	50.00%	1
Average	50.00%	1
Weak	0.00%	0
Unsatisfactory	0.00%	0
TOTAL		2

Q30 Staff and students feel safe while attending online classes.

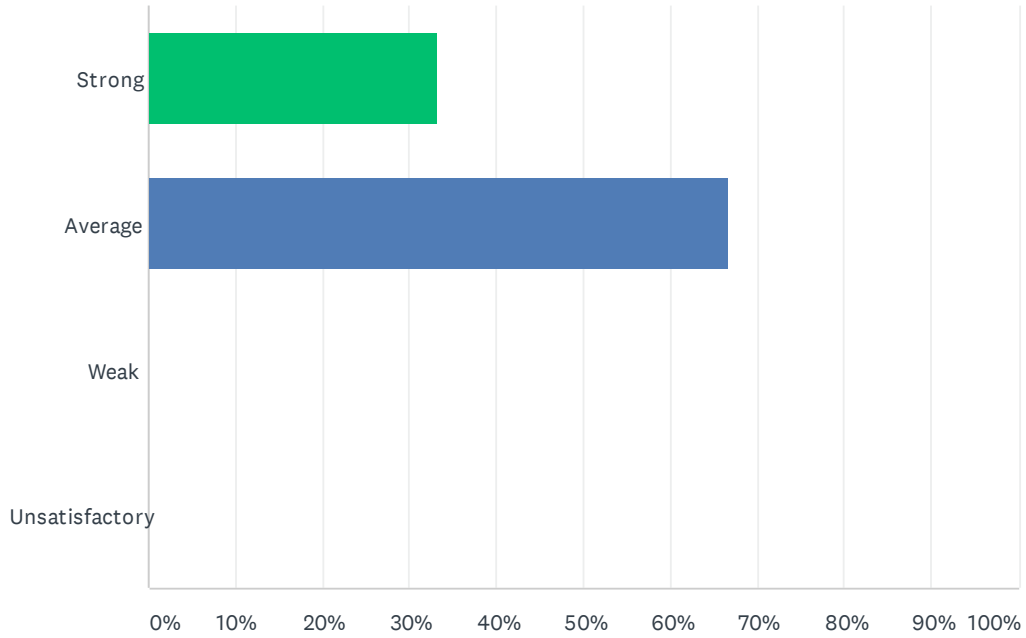
Answered: 4 Skipped: 1



ANSWER CHOICES	RESPONSES	
Strong	50.00%	2
Average	25.00%	1
Weak	25.00%	1
Unsatisfactory	0.00%	0
TOTAL		4

Q31 Administration has been helpful and supportive regarding student discipline during COVID.

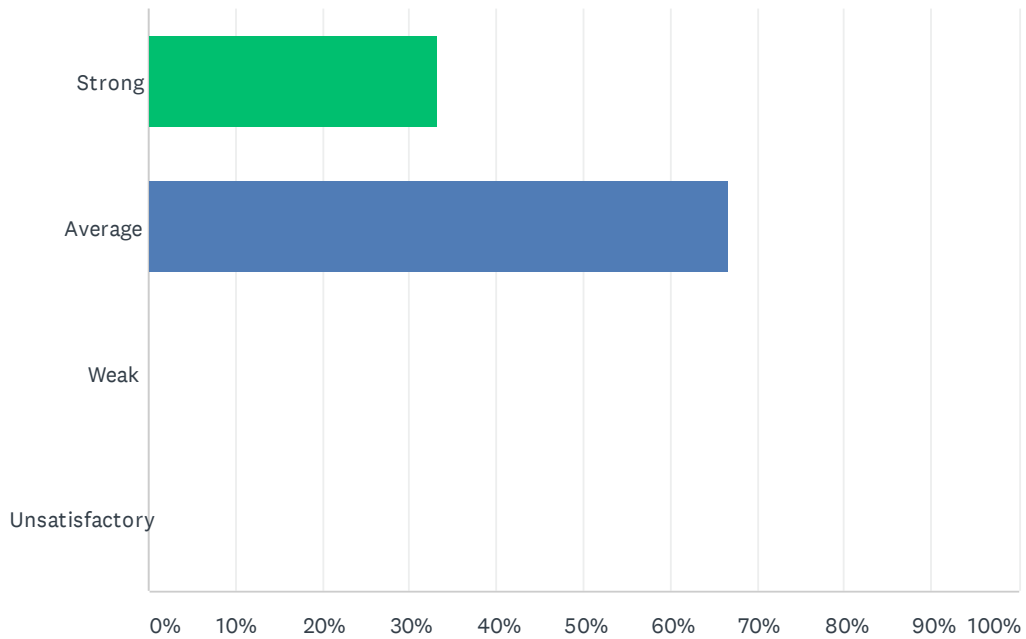
Answered: 3 Skipped: 2



ANSWER CHOICES	RESPONSES	
Strong	33.33%	1
Average	66.67%	2
Weak	0.00%	0
Unsatisfactory	0.00%	0
TOTAL		3

Q32 Teachers have been given or trained to use effective tools to improve online behavior.

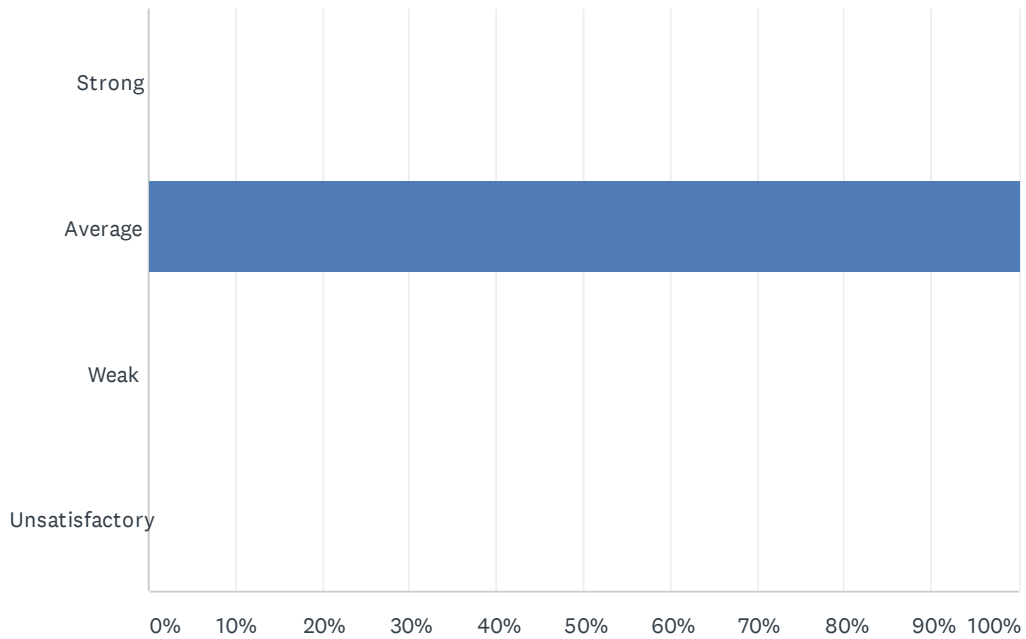
Answered: 3 Skipped: 2



ANSWER CHOICES	RESPONSES	
Strong	33.33%	1
Average	66.67%	2
Weak	0.00%	0
Unsatisfactory	0.00%	0
TOTAL		3

Q33 When ODR's (office disciplinary referral) are written, the teacher's word is valued and trusted.

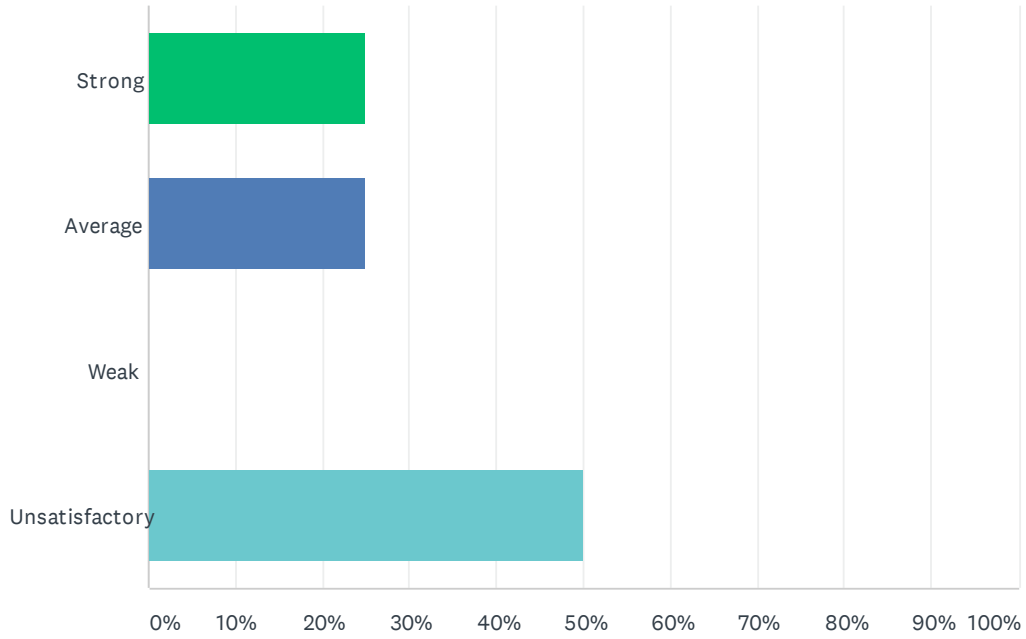
Answered: 3 Skipped: 2



ANSWER CHOICES	RESPONSES	
Strong	0.00%	0
Average	100.00%	3
Weak	0.00%	0
Unsatisfactory	0.00%	0
TOTAL		3

Q34 My site has a positive atmosphere.

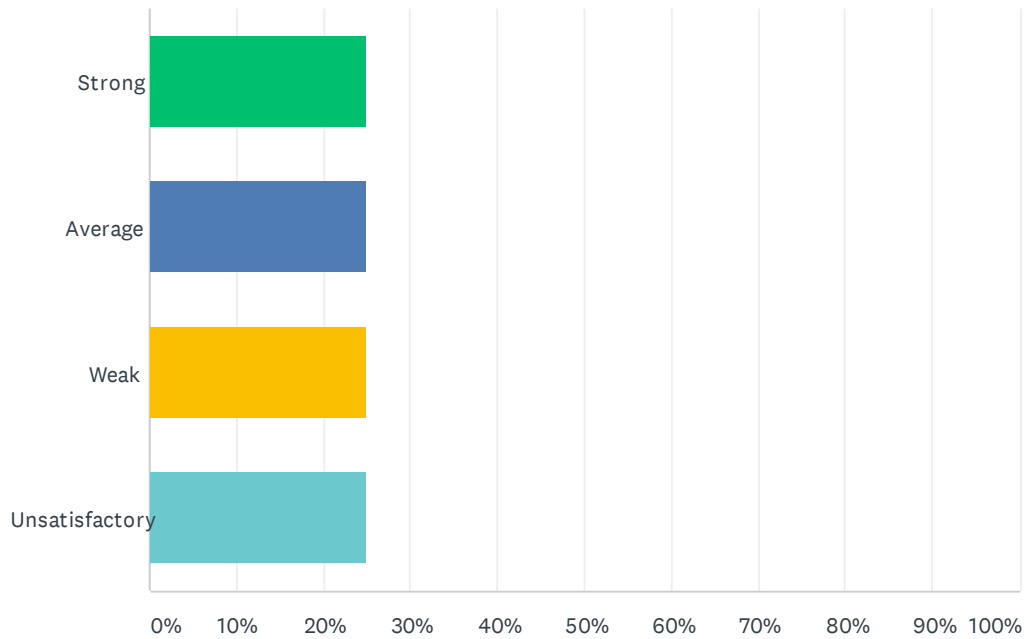
Answered: 4 Skipped: 1



ANSWER CHOICES	RESPONSES	
Strong	25.00%	1
Average	25.00%	1
Weak	0.00%	0
Unsatisfactory	50.00%	2
TOTAL		4

Q35 I would recommend my site to other employees and prospective teachers.

Answered: 4 Skipped: 1



ANSWER CHOICES	RESPONSES	
Strong	25.00%	1
Average	25.00%	1
Weak	25.00%	1
Unsatisfactory	25.00%	1
TOTAL		4