



Aftermarket Specialists Plumbing & Hardware

Universal Replacement Parts



Water Heater Repair Parts & Accessories • Range Replacement Parts
Drain Pans for Water Heaters, Washing Machines, and Dishwashers

About Camco

Camco makes quality aftermarket plumbing and hardware products for water heater parts, drain pans, oven and range parts, and more.

At heart, Camco is a small company with big aspirations. Since 1966, we have earned a reputation for providing superior goods with high customer satisfaction. We also work with inventors, entrepreneurs and small businesses to bring innovative products into the marketplace.

At our core, we believe in manufacturing exceptional products, maintaining competitive pricing and superior service – all while providing a great customer experience.

Our company headquarters is located in Greensboro, North Carolina. Camco also has numerous manufacturing facilities in the United States and around the globe.

When it comes to your plumbing and hardware needs, Camco provides the best repair and replacement parts for a job done right.



New Products	2
Electric Water Heater Construction Diagram	3
FAQ	4
WATER HEATER PARTS	
Elements	6
Repair	9
Thermostats	10
Gas Parts & Accessories	13
Connectors & Kits	14
T & P Valves, Heat Traps & Element Wrenches	15
Anode Rods & Accessories	16
Drain Valves & Water Hoses	17
Drain Pans & Fittings	18
Washing Machine Drain Pans	20
OVEN/RANGE PARTS	
Electric Burners & Accessories	22
Pans, Bowls & Knob Kits	23
Bake & Broil Elements	24
Propane Campfires	26
Gas Matches and Sparkers	27
OTHER	
Retail Displays	28
Index	33

Online Troubleshooting Manual
Download from www.camco.net

For Water Heaters

This Troubleshooting Manual assists the end user in basic troubleshooting and repairs by helping to identify the problem and choose appropriate replacement parts.



New Products

Element/Anode Wrench, Dual Hex Ends

Camco's Anode/Element Wrench includes dual hex ends to help you maintain both your water heater's elements and anodes. The anode end features a 1 1/16" hex that fits all standard residential and RV anode rods. The other end fits all standard screw-in elements with a 1 1/2" hex on residential screw-in water heater elements. The wrench is constructed of durable, zinc-plated steel. Measures 10" long.

11655

Page 15



Dishwasher Drain Pan, Black

Camco's Dishwasher Drain Pan helps prevent expensive repair costs by alerting you to dishwasher leaks that would otherwise go undetected. It is designed to flow water to the front of the dishwasher so that you can see it before any water damage has occurred. Made of durable polypropylene, the drain pan will not rust, corrode or crack. It measures 24" x 20.5" OD and is made in the USA.

20601

Page 20



Washing Machine Drain Pan, Graphite

Camco's Washing Machine Drain Pan protects your floor from washing machine leaks. Easy to use, simply slip the drain pan under your washing machine and check it regularly for standing water. The pan measures 30" x 32" (OD) and 27" x 30" (ID). It includes a 1" / 1 1/2" PVC drain fitting, locknut and washer. The graphite-colored pan is made from injection molded, no break plastic for superior strength and durability. Pre-formed cut lines make installation easy. Made in the USA.

20754

Page 20



Washing Machine Drain Pan, Low Profile, Graphite

Camco's Low Profile Washing Machine Drain Pan protects your floor from washing machine leaks. Easy to use, simply slip the drain pan under your washing machine and check it regularly for standing water. It is compatible with front loading washing machines. The low lip design allows for clearance when opening pedestal drawers. The pan includes a 1" / 1 1/2" drain fitting, locknut and washer. Pan measures 30 1/2" x 34 1/2" (OD) and 29" x 33" (ID). It is made from injection molded, no break plastic for superior strength and durability. Pre-formed cut lines make installation easy. Color: graphite. Made in the USA.

20783

Page 20



Residential Electric Water Heater Construction

Flexible stainless steel or copper connectors—connects to hot and cold water pipe system

Dielectric nipples or heat traps—with thermoplastic lining to help prevent thread corrosion

Hot water outlet—water supply to house faucets

Anode rod—a rod composed of sacrificial metal to help prevent deterioration of the steel tank and elements by controlling electrolysis

Upper thermostat—turns heating elements on or off to maintain preset or desired temperature; regulates power to the lower thermostat

Drain valve—a metal or plastic valve used when draining heater for periodic cleaning or replacement of a defective water heater element

Lower thermostat—controls lower heating element to maintain desired temperature

Temperature and pressure (T & P) valve—safety device to relieve excessive pressure and/or temperature buildup in tank

Cold water inlet—supplies water for heating to the tank

Run-off tube—carries water or steam safely to drain or drain pan if T & P valve activates

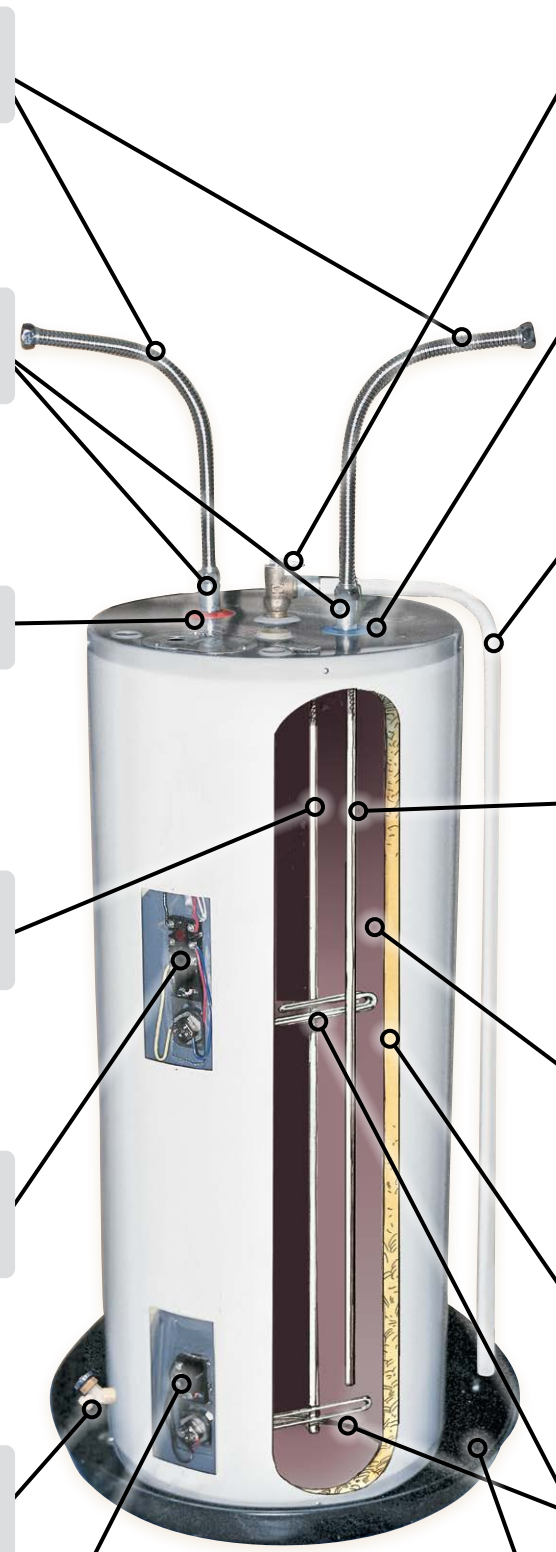
Cold water dip tube—a non-metallic tube that directs incoming cold water to the bottom of the tank

Steel tank with glass lining—prevents corrosion

Insulation—helps maintain consistent water temperature

Heating element—a resistant type electrical component to generate heat

Drain pan—plastic or metal pan to collect and drain off leaking water or water from activated T & P valve; must be plumbed to drain



Frequently Asked Questions

Ordering and credit request instructions:

- **Submit purchase orders via e-mail to: plumbingPO@camco.net, or by FAX to 336-668-2049 Attn: Plumbing/Hardware**
- **Submit order status inquires to: plumbingPO@camco.net**
- **Submit all shortage/defective claims or RGA requests via e-mail to plumbingPO@camco.net. Please provide the item numbers and descriptions, reason for credit or RGA request and the PO number or invoice number on which the item(s) was/were originally purchased. Allow six weeks for processing.**
- **Submit all inquires for specials projects/job quotes to: plumbingPO@camco.net; the request will be forwarded to Sales.**
- **Please contact the appropriate sales team member for special quotes, or send a request to the customer service email address if you are unsure of whom to contact. A customer service member will make sure that your request gets forwarded to the appropriate individual in a timely manner.**
- **When sending requests to the customer service email, you should receive an immediate automated response that your email has been received into this mailbox. If you do not receive this automated response, please contact us immediately, as your request may not have been received properly due to firewalls, system issues, etc. This is imperative if you need immediate assistance or have a purchase order that needs priority handling.**

Electric Water Heater Elements

I don’t have hot water. How do I determine what is wrong?

Check the breaker or fuse box for a blown fuse or tripped breaker. If this is not the problem, shut off the power to the water heater. (IMPORTANT!) The problem may be caused by a defective or shorted element(s) or thermostat(s) or both. If you are experienced with plumbing and electrical tools, you can do the repairs yourself. If you are at all hesitant, call a plumber or electrician. Camco Mfg. provides a water heater tester (#10023) that lets you test the elements and thermostats while they remain installed on the heater. Instructions are included.

What causes water heater elements to fail, some sooner than others?

Several reasons: power surges, lime buildup and dry-firing. Most water heaters are sold with high watt-density (HWD) elements. These are the least expensive and are the most susceptible to these problems. On a “Standard-Better-Premium” scale, the HWD elements are STANDARD.

Why are some water heater elements folded back?

These are low watt-density (LWD) elements. The heat output (watts) per square inch of surface area is lower than that of a regular element. In order for total heat to be the same, the total surface has been increased. It is folded back so the length will fit the tank. Not all LWD elements are fold-backs. In areas with “hard” water, a LWD element resists lime build-up on its surface, thus extending its life. These elements are BETTER.

What are Lime Life elements?

These elements are PREMIUM. They are made of high-performance nickel-chromium stainless steel and are ultra low watt-density. These features help prevent lime build-up and extend the life of the element. A Lime Life element is resistant to dry-firing. These Lime Life elements carry a limited 5-year warranty. Because of the low watt-density, these elements are folded back to reduce the length. Some are rippled to further reduce the length to fit the diameter of the tank.

What is meant by the term “dry-firing?”

High watt density and low watt-density are designed to function in water. If not surrounded by water, the intense heat they generate (dry fire) will cause them to burn out. The water tank must be full of water whenever the power is on. Dry-fire failure is not covered by any warranty. It is a human error. Dry-fired elements are easily detected. The element is soft and easily bent. In most cases, a hole is burned through the surface.

Can I replace the element in my water heater with higher wattage elements?

It is not recommended. The water heater is designed for that element size. Higher wattage might require heavier gauge wire and a larger capacity circuit breaker.

Can I use a water heater element in an application other than a water heater?

It is not recommended. These elements are designed specifically for residential water heaters. We have no experience or knowledge of other uses. You may do so at your own risk. Non-water heater use of our elements and thermostats voids all warranties. The only exception to this is homebrew elements which have a 1 year warranty for non-water heater use.

I just installed a water heater element and now my heater makes a humming sound.

This is called a “harmonic.” If the element is installed so that the loop is horizontal, the vibration from the electric current will cause the element to hum. This noise can be prevented by installing so that the loop is vertical. The flanged elements have markings on the flange, indicating the vertical position of the loop. Screw-in elements also have the vertical position marked; to eliminate the humming on screw-in elements, tighten the element another half turn. In some instances, less than a half turn will stop the harmonic.

Why aren’t the two elements operating simultaneously?

In most residential water heaters, only one element is on at any given time. The lower element does 90% or more of the heating. During periods of heavy use, the upper element switches on (the lower switches off) and heats the upper part of the tank to 120°. It then shuts off, turns on the lower, and it heats the water to the setting of the lower thermostat.

Frequently Asked Questions

Electric Water Heater Thermostats

Are water heater thermostats adjustable?

Most water heater thermostats provided by Camco are adjustable. They are factory set at 120° F. On a two-element water heater, it is not recommended that the upper thermostat be adjusted. If a higher water temperature is desired, adjust the lower to a higher setting. Both may be lowered if a cooler temperature is desired. **Adjusting above 120° F can cause severe burns or death.**

I noticed that there are two styles of water heater thermostats. Are they interchangeable?

Yes, like models of the two thermostat manufacturers are interchangeable. Use caution in selecting the correct model for their position on the heater (upper, lower, single element T-stat). Terminal positions between the brands may not be the same and in some cases, the water heater wiring may need to be extended. When possible, it is recommended to replace with the same brand.

How do I know which thermostat to buy?

A two-element water heater has two thermostats: an upper and a lower. Each must be replaced with a thermostat with the same function: upper for upper, lower for lower. They cannot be interchanged, as they perform specific functions. A single-element water heater has only one thermostat and that is called a “single element thermostat.” The upper and lower thermostats for a two-element heater cannot be used on a single-element water heater and vice versa.

Other Miscellaneous Questions

I opened the drain valve and very little water flowed.

You probably have sediment and scale build-up on the bottom of the tank that is blocking the valve. In areas where the water is very “hard” or well water is used, lime build-up can occur. The high heat of the heater elements will cause scale and sediment to coat the elements and settle on the tank bottom. Light build-up of sediment may be removed by attaching a water hose to the drain valve. Drain the tank every 6–12 months; more often if necessary. Important: Turn off power first or it could cause element burn out.

The Temperature and Pressure relief valve has a threaded outlet. What attaches to it?

The T&P valve outlet must have a run-off tube attached to it. Most building codes require a tube that terminates 6” from the floor. If the T&P valve activates, water should flow into a drain or into a water heater pan that is plumbed to a drain. This run-off tube may be metal or plastic. Check local plumbing codes for correct material for your area.

What are dielectric fittings and connectors?

When fittings of unlike metals are joined together (copper with steel, brass with steel, etc.), the faint electrical current that is present in any water pipe system will cause corrosion of the threads in one or both of the fittings and cause leaking. The plastic liner or sleeve in the dielectric fittings and connectors prevents this from happening.

What is an anode rod?

It is a magnesium or aluminum rod inserted in the heater, from the top, in an opening of its own or as part of the outlet nipple. The metal is self-sacrificing (corrodes); this helps protect the tank and elements from corroding. Replacement anode rods are available and easy to install.

Are water heater drain pans necessary?

It depends on the plumbing codes in your area and the location of your water heater. If your heater is in a garage or a non-finished basement where leaking water would flow harmlessly into a drain, a pan is not necessary. However, if the heater is in or above a living space where leaking could cause extensive water damage, it is cheap insurance to protect your home from such an event. Plumbing codes require the use of a drain pan when finished surfaces could sustain damage from a leak.

What type of pan should be used?

Plastic pans should be used with electric water heaters, and metal pans should be used for gas water heaters and can be used with electric water heaters. Codes in some areas require metal pans for all heaters installed in a living space.

What is the purpose of a water heater stand?

A stand is used primarily with gas water heaters when installed in garages and basements where combustible fumes may exist. Gas heaters have an open flame, and tests have shown that placing a gas water heater at least 16” above the floor will offer some protection against combustion of volatile fumes.

Water Heater Element Warranty

- **Standard and Better Elements: 1 year from purchase date.**
 - **Premium Elements: 5 years from purchase date.**
- LIMITED WARRANTY: Camco warrants this product to be free from defects in material and workmanship under normal use and service conditions for 1 year for standard and better elements and 5 years for premium elements from the date of first purchase. Camco’s liability is limited solely to the replacement of any defective product returned to us. To the extent allowable by law, Camco makes no other warranty, either expressed or implied, nor assumes any liability for incidental or consequential damages resulting from the use of this product or for breach of warranty of merchantability or fitness for a particular purpose. Submit warranty claims to Camco Manufacturing, 121 Landmark Drive, Greensboro, NC 27409.**

Water Heater Elements

Premium—Lime Life Water Heater Elements • Ultra Low Watt Density • Our best immersion elements
UL listed for USA and Canada • 5 year limited warranty (see page 5) • Detailed instructions and gasket included with each packaged element
Made with high-performance nickel chromium stainless steel alloy and plated carbon steel bushings/flanges.
Ultra low watt density • Resists dry firing • Best when water has high mineral content • Heats in lime and sand buildup that would burn out ordinary elements

Stock #	Watts @ 240v	Watts @ 208v	Watts @ 120v	Nominal Voltage	Type	Min. Tank Diameter	Case Qty
---------	--------------	--------------	--------------	-----------------	------	--------------------	----------

Screw-In Foldback—(1" NPS; Fits most screw-in type water heaters.) Includes gasket #06822

02853	-	-	1500w	120v	Ultra LWD	9"	12
02903	2500w	2000w	-	240v	Ultra LWD	12"	12
02913	3500w	2500w	-	240v	Ultra LWD	15"	12
02923	4500w	3500w	-	240v	Ultra LWD	15"	6
02933	5500w	4125w	-	240v	Ultra LWD	15"	12

Screw-In Ripple Foldback—(1" NPS; Fits most screw-in type water heaters.) Includes gasket #06822

02953	4500w	3500w	-	240v	Ultra LWD	15"	6
02963	5500w	4125w	-	240v	Ultra LWD	15"	3

Universal Flange Foldback—Includes gasket #06882

04943	4500w	3500w	-	240v	Ultra LWD	15"	6
-------	-------	-------	---	------	-----------	-----	---

Screw-In - Special Order Only—(1" NPS; Fits most screw-in type water heaters.) Includes gasket #06822

02152	1500w	1125w	-	240v	Ultra LWD	12"	25
02972	6000w	4500w	-	240v	Ultra LWD	24"	25

Better—Low Watt Density Elements • 1 year warranty
UL listed for USA and Canada • 1 year limited warranty (see page 5) • Detailed instructions and gasket included with each packaged element
Made with plated copper tubing and plated carbon steel bushings/flanges
Low Watt Density

Stock #	Watts @ 240v	Watts @ 208v	Watts @ 120v	Nominal Voltage	Type	Min. Tank Diameter	Case Qty
---------	--------------	--------------	--------------	-----------------	------	--------------------	----------

Screw-In—(1" NPS; Fits most screw-in type water heaters.) Includes gasket #06822

02463	-	-	1500w	120v	LWD	10"	12
-------	---	---	-------	------	-----	-----	----

Screw-In Foldback—(1" NPS; Fits most screw-in type water heaters.) Includes gasket #06822

02493	2500w	2000w	-	240v	LWD	10"	12
02523	3500w	2500w	-	240v	LWD	11"	12
02583	4500w	3500w	-	240v	LWD	13"	12
02613	6000w	4500w	-	240v	LWD	17"	12

Flat Flange Foldback—Includes gasket #06842

04103	4500w	3500w	-	240v	LWD	13"	12
-------	-------	-------	---	------	-----	-----	----


Universal Flange Foldback—Includes gasket #06882

04703	4500w	3500w	-	240v	LWD	13"	12
-------	-------	-------	---	------	-----	-----	----

Screw-In - Special Order Only—Includes gasket #06882

04752	2000w	1500w	-	277v	LWD	9"	25
04762	4500w	3380w	-	277v	LWD	15"	25

Fits most models: American • A O Smith • Bradford White • Craftmaster • General Electric • GS Wood (some models) • Kenmore • Lochinvar • Maytag • Mor-Flo • Reliance • Rheem • Richmond • Ruud • Sears • State • Whirlpool



Water Heater Elements

Standard—High Watt Density Elements - 1 year warranty
UL listed for USA and Canada • 1 year limited warranty (see page 5) • Detailed instructions and gasket included with each packaged element
Made with plated copper tubing and plated carbon steel bushings/flanges
High Watt Density

Stock #	Watts @ 240v	Watts @ 208v	Watts @ 120v	Nominal Voltage	Type	Min. Tank Diameter	Case Qty
---------	--------------	--------------	--------------	-----------------	------	--------------------	----------

Screw-In—(1" NPS; Fits most screw-in type water heaters.) Includes gasket #06822

02483	-	-	1650w	120v	HWD	7.5"	6
02103	-	-	1000w	120v	HWD	8"	12
02143	-	-	1500w	120v	HWD	9"	6
02163	1500w	1200w	-	240v	HWD	9"	12
02183	-	-	1750w	120v	HWD	9"	12
02203	-	-	2000w	120v	HWD	9"	12
02223	2000w	1500w	-	240v	HWD	9"	12
02243	2500w	2000w	-	240v	HWD	10"	12
02263	3000w	2250w	-	240v	HWD	12"	12
02283	3500w	2500w	-	240v	HWD	14"	12
02293	3800w	3000w	-	240v	HWD	15"	12
02303	4000w	3000w	-	240v	HWD	15"	12
02343	4500w	3500w	-	240v	HWD	15"	12
02862	-	5500w	-	208v	HWD	17"	1

Screw-In Foldback—(1" NPS; Fits most screw-in type water heaters.) Includes gasket #06822

02363	5500w	4125w	-	240v	HWD	11"	12
02643	4500w	3500w	-	240v	HWD	9"	12

Flat Flange—includes gasket #06842

03743	-	-	1500w	120v	HWD	9"	12
03923	3500w	2500w	-	240v	HWD	14"	12
03943	4500w	3500w	-	240v	HWD	15"	12

Universal Flange—includes gasket #06882

04363	-	-	1500w	120v	HWD	9"	3
04383	1500w	1200w	-	240v	HWD	8"	12
04443	-	-	2000w	120v	HWD	9"	12
04483	2500w	2000w	-	240v	HWD	10"	6
04503	3000w	2250w	-	240v	HWD	12"	12
04523	3500w	2500w	-	240v	HWD	14"	12
04563	4000w	3000w	-	240v	HWD	15"	12
04603	4500w	3500w	-	240v	HWD	15"	6
04643	5500w	4125w	-	240v	HWD	11"	12

Universal Flange Foldback—includes gasket #06882

04803	4500w	3500w	-	240v	HWD	9"	12
-------	-------	-------	---	------	-----	----	----

Screw-In - Special Order Only—includes gasket #06822

02382	4500w	-	-	480v	HWD	12"	25
02352	5000w	-	-	480v	HWD	12"	12
02392	6000w	-	-	480v	HWD	14"	25
04732	-	4500w	3380w	277v	HWD	15"	25

Fits most models: American • A O Smith • Bradford White • Craftmaster • General Electric • GS Wood (some models) • Kenmore • Lochinvar • Maytag • Mor-Flo • Reliance • Rheem • Richmond • Ruud • Sears • State • Whirlpool



Element Conversion Kit
Use a standard screw-in element to **replace a flat, universal or round flange element** using the Element Conversion Kit. This adapter kit is intended for use with a screw-in type element.

Stock#	Description	Qty
07223	Universal Adapter Kit	12
07223 contains: (1) 2 1/2" 4-bolt Adapt-a-Flange, (1) 4 Hole Gasket, (4) 5/16" 18 Hex Washer-Head Bolts, (1) Screw-In Gasket and (1) Thermostat Bracket		
07222	2 1/2" 4-Hex Bolt Adapt-A-Flange only	25

Element Gaskets

06822	Screw-In Element Gasket	1.425"	1.225"	0.165"	1
06842	Flat Flange Element Gasket	1.625"	1.1875"	0.50"	25
06882	Universal Flange Element Gasket	1.64"	1.13"	0.35"	25
06902	Four Hole Element Gasket	-	1.5625"	0.0625"	25
07133	Universal Gasket Kit (One each of 06822, 06882, 06902)				12

Water Heater Elements

Marathon Elements—1 1/2" – 12 UNF thread screw-in style universal replacement elements for the Rheem® manufactured Marathon® water heaters. The upper element sheath is made of copper tubing with a brass hex bushing and contains a thermal fuse to protect the water heater from damage due to a dry-fired element. The lower element sheath is made of high performance nickel-chromium stainless steel alloy tubing with a brass hex bushing. Instructions and gasket are included. UL listed. 5-year limited warranties on upper and lower elements.

Stock #	Watts @ 240v	Watts @ 120v	Nominal Voltage	Type	Sheath Length	Case Qty
---------	--------------	--------------	-----------------	------	---------------	----------

Universal Upper Marathon® Element Replacement—5 year limited warranty (see page 5) • Copper w/ thermal fuse – 1 1/2" - 12 UNF

02113	4500	1150	240	ULWD	14.1"	12 Clam
-------	------	------	-----	------	-------	---------

Universal Lower Marathon® Element Replacement—5 year limited warranty (see page 5) • Nickel Alloy – 1 1/2" -12

02123	4500	1150	240	ULWD	16.5"	12 Clam
-------	------	------	-----	------	-------	---------



02113
Upper Element
Copper



02123
Lower Element
Nickel Alloy

Instantaneous/Tankless Elements—1" NPS thread screw-in style universal replacement elements for EcoSmart® electric tankless water heaters • 9000w/240V element is compatible with ECO 18, ECO 27, and ECO 36 models • 3500W/120V element is compatible with ECO POU 3.5

Stock #	Watts @ 240v	Watts @ 120v	Nominal Voltage	Type	Sheath Length	Case Qty
---------	--------------	--------------	-----------------	------	---------------	----------

Screw-In Tankless—1 year limited warranty (see page 5)

02133	9000	2300	240	HWD	11.6"	12
02173	N/A	3500	120	HWD	5.6"	12



02723
1 3/8" - 12 UNF Thread
Screw-In Foldback

Low Watt Density & Ultra Low Watt Density Duron® Elements

1 3/8" – 12 UNF thread screw-in style elements for the State Industries manufactured Duron tank water heaters. Also used in Sears Duron tank water heaters. Each element includes two gaskets.

Stock #	Watts @ 240v	Watts @ 208v	Watts @ 120v	Nominal Voltage	Type	Min. Tank Diameter	Case Qty
---------	--------------	--------------	--------------	-----------------	------	--------------------	----------

Better - Screw-In Foldback—1 year limited warranty (see page 5)

02713	3800	3000	-	240	LWD	13"	12
02723	4500	3500	-	240	LWD	13"	12

Premium - Screw-In Ripple Foldback—5 year limited warranty (see page 5)

02753	4500	3500	-	240	Ultra LWD	15"	6
-------	------	------	---	-----	-----------	-----	---



02723
1 3/8" - 12 UNF Thread
Screw-In Foldback

For the State Industries manufactured Duron tank water heaters. Also used in Sears Duron tank water heaters.

Premium Ultra Low Watt Density All-Stainless Elements—perfect for home-brewing applications

Premium Ultra Low Watt Density electric elements help prevent scorching and caramelizing • Resists dry firing • High performance nickel-chromium stainless steel alloy • Stainless steel bushing (1" NPS screw-in) • 1-year limited warranty for non-water-heater applications • 5-year limited warranty for water-heater applications

Stock #	Watts @ 240v	Watts @ 208v	Watts @ 120v	Nominal Voltage	Type	Min. Tank Diameter	Case Qty
---------	--------------	--------------	--------------	-----------------	------	--------------------	----------

Screw-In Foldback

02929	4500	3500	-	240	Ultra LWD	15"	25
02935	5500	4125	-	240	Ultra LWD	15"	25

Screw-In Ripple Foldback

02955	4500	3500	-	240	Ultra LWD	15"	25
02965	5500	4125	-	240	Ultra LWD	15"	25



Water Heater Repair

Water Heater Repair Kits—for the DIY or professional plumber

All the parts needed to repair or renew an electric water heater system
Fits most models: American • A O Smith • Bradford White • Craftmaster • General Electric • GS Wood (some models) • Kenmore • Lochinvar • Maytag • Mor-Flo • Reliance • Rheem • Richmond • Ruud • Sears • State • Whirlpool

Standard - With High Watt Density Elements

Stock #	Description	Qty
07013	Plumber's Pack w/Therm-O-Disc Style T-stats Contains: (2) #02342 High Watt Density Elements 4500w 240v (1) #08122 Therm-O-Disc lower thermostat (1) #08162 Therm-O-Disc upper thermostat	6
07023	Plumber's Pack w/Apcom Style Thermostats Contains: (2) #02342 High Watt Density Elements 4500w 240v (1) #07722 Apcom style lower thermostat w/protector (1) #07862 Apcom style upper thermostat w/protector	6

Better - With Low Watt Density Elements


07033	Plumber's Pack w/Therm-O-Disc Style T-stats Contains: (2) #02582 Low Watt Density Elements 4500w 240v (1) #08122 Therm-O-Disc Lower Thermostat (1) #08162 Therm-O-Disc Upper Thermostat	6
07043	Plumber's Pack w/Apcom Style Thermostats Contains: (2) #02582 Low Watt Density Elements 4500w 240v (1) #07722 Apcom Style Lower Therm. w/ Protector (1) #07862 Apcom Style Upper Therm. w/ Protector	6

Best - With Ultra Low Watt Density Lime-Life Elements

07044	Plumber's Pack w/Apcom Style T-stats Contains: (2) #02922 Ultra Low Watt Density Lime Life Elements 4500w 240v (1) #07722 Apcom Style Lower Therm. w/ Protector (1) #07862 Apcom Style Upper Therm. w/ Protector	6
-------	---	---



07013
Plumber's Pack with
Therm-O-Disc style thermostats



07043
Plumber's Pack with
Apcom-style thermostats



07044
Plumber's Pack with Apcom-style
thermostats and Lime-Life elements



Water Heater Element Quick Change Tool

Save time and water! With the patented Camco Water Heater Element Quick Change Tool, there is no need to drain your tank when replacing an element. Simply follow the included instructions and you will have your water heater repaired and operational in a fraction of the time that it takes to drain your tank. The Camco collapsible bucket is the perfect item to use in conjunction with this Quick Change tool. Use the QR code above to watch the instructional video on YouTube.

09973 Quick-Change Tool Carton Qty: 12


Collapsible Buckets

The perfect size for many around-the-house uses. Also great for RVing, camping, fishing and more. Great for use in tight spaces, under sink drain traps and water heater drain valves. Opens to 9.25" and folds down to less than 2" for compact storage. Zippered storage bag included.

42993 Blue Bucket Carton Qty: 4
42994 Camouflage Bucket Carton Qty: 4



09973



42994



09973

42993

Water Heater Thermostats

Apcom Style—UL listed for US and Canada • Meets original specification lengths for American, AO Smith, Bradford White, GE, GSW, Kenmore, Maytag, Reliance, Rheem, Richmond, Ruud, Sears, State, and Whirlpool • Carded thermostats are packed in convenient cut cases and come complete with detailed instructions and wiring diagrams for easy installation • Built-in safety switch to help prevent overheating • Energy-efficient range setting • Apcom thermostats include a plastic terminal protector. All thermostats should have a terminal protector in place before the water heater cover plate is reinstalled.

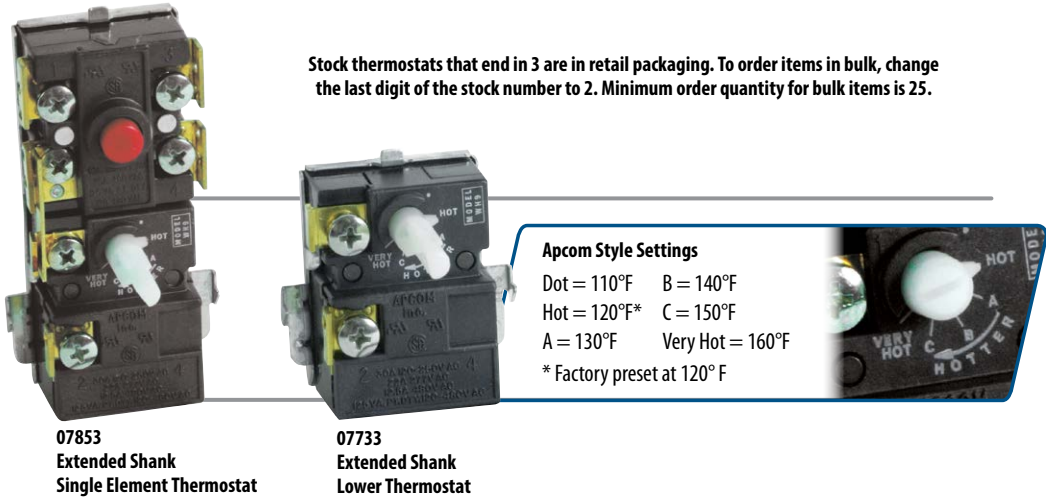
Apcom Style Thermostats

Stock #	Description	Apcom Style	HLC	Terminal Protector	Application Voltage	Qty
07863	Thermostat, Upper	WH10A	Yes	Yes	240/208/120	6
07723	Thermostat, Lower	WH9	-	Yes	240/208/120	6
07843	Thermostat, Single Element	WH9	Yes	Yes	240/208/120	6

Apcom Style Extended Shank

07853	Thermostat, Single Element	WH9	Yes	Yes	240/208/120	12
07733	Thermostat, Lower	WH9	-	Yes	240/208/120	6

HLC = High Limit Control

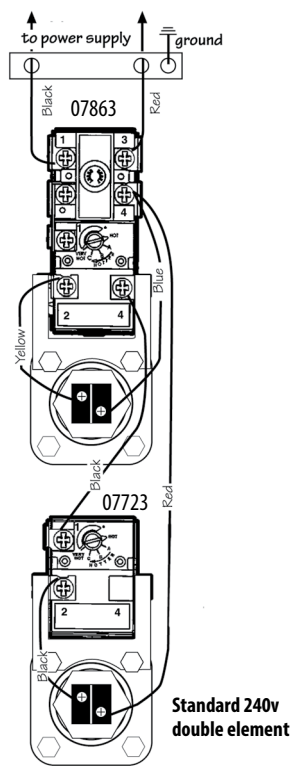


Apcom Style

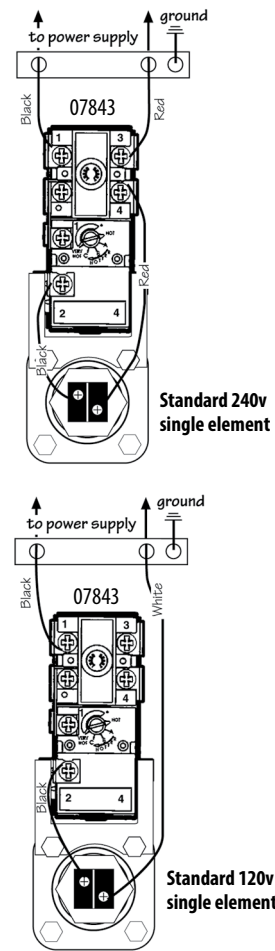
Wiring Diagram of Thermostats to Standard Water Heater Elements

Note: Wire color may vary on some water heaters, but connections remain the same.

Double Element Water Heaters



Single Element Water Heaters



Water Heater Thermostats

Therm-O-Disc Style—CSA listed • UL listed for USA and Canada • Meets original specification lengths for American, AO Smith, Bradford White, Craftmaster, GE, GSW, Kenmore, Maytag, Reliance, Rheem, Richmond, Ruud, Sears, State, and Whirlpool • Carded thermostats are packed in convenient cut cases and come complete with detailed instructions and wiring diagrams for easy installation • Built-in safety switch on single and upper thermostats to prevent overheating • Energy efficient range setting

Therm-O-Disc Style Thermostats


Stock #	Description	Therm-O-Disc Style	HLC	Application Voltage	Qty
08163	Thermostat, Upper	59T/66T	Yes	240/208/277/120/480	12
08123	Thermostat, Lower	59T	-	240/208/277/120/480	12
08143	Thermostat, Single Element	59T/66T	Yes	240/208/277/120/480	12
08013	Thermostat, Single Element 120V	59T/66T	Yes	120	12

HLC = High Limit Control

Therm-O-Disc Style Thermostats do not include a Plastic Terminal Protector. Order 08113 or 08103 if shield is damaged or missing.

Therm-O-Disc Style Terminal Protector

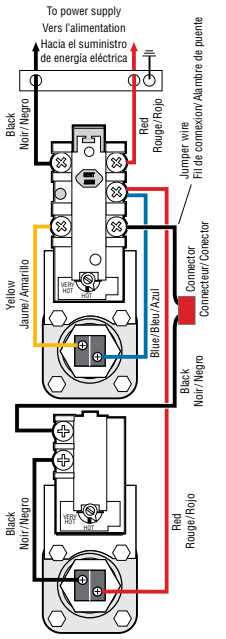
Stock #	Description	Qty
08113	TOD Upper T-Stat Terminal Protector	12
08103	TOD Lower T-Stat Terminal Protector	12



Therm-O-Disc Style Upper/Lower Thermostat Kit with Jumper Wire

Used when the wire between the upper and lower thermostats is too short • Includes one upper and lower thermostat (Therm-O-Disc style 59T/66T) • Includes one 6" long 10 gauge jumper wire and one push wire connector • Includes 2 thermostat protectors and a thermostat mount bracket • Most often used with Bradford White water heaters

Stock #	Description	Qty
08130	TOD Upper/Lower Thermostat Kit with Jumper Wire	6

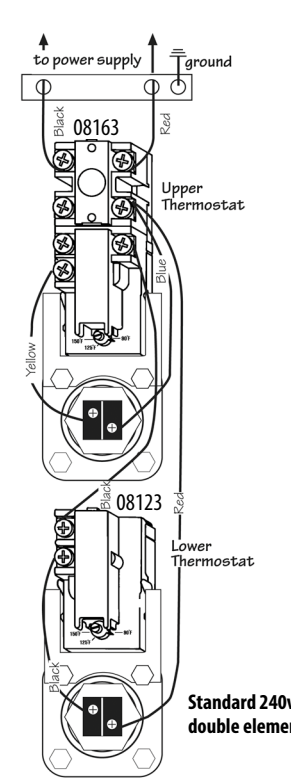


Therm-O-Disc Style

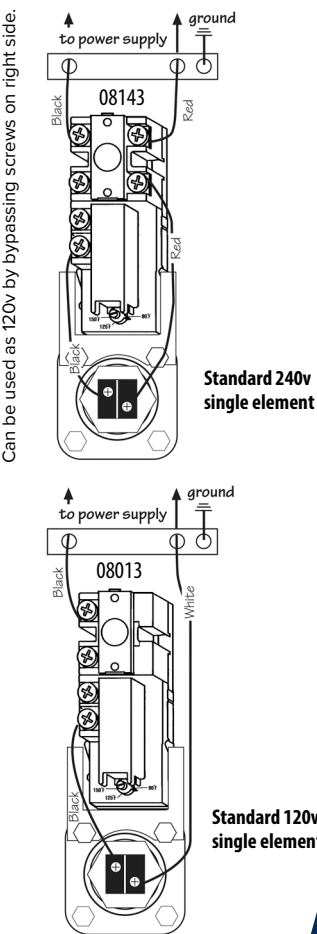
Wiring Diagram of Thermostats to Standard Water Heater Elements

Note: Wire color may vary on some water heaters, but connections remain the same.

Double Element Water Heaters



Single Element Water Heaters



Water Heater Thermostats and Accessories

About Electric Water Heater Thermostats

Double Element Heaters

The majority of residential water heaters are designed with two elements controlled by two different thermostats. The upper thermostat is the "brain" of the water heater. It controls the heat generated by the upper element and it controls power delivered to the lower thermostat. Most residential water heaters are designed to have the upper and lower thermostats work separately.

The upper and the lower thermostats never operate simultaneously. The upper thermostat has a safety device attached to it called a High Limit Control (HLC). It has a heat sensor that will shut down the power to the heater if the temperature of the tank exceeds safety limits. The button may be reset to restore power to the heater. Do not reset the HLC until the problem causing the unit to trip is corrected.

Operation Cycle of Double Element Heaters

1. The upper thermostat senses cold water and has energized the upper element. Although contacts on both thermostats are normally closed in response to the cold water, the double-throw upper thermostat completes the circuit only to the upper heating element. Because of the double throw action, power to the lower thermostat is cut off.
2. As the upper element operates, it heats the water above it (approximately one quarter of the tank's capacity).
3. The water in the upper quarter of the tank is heated until it reaches the temperature set on the upper thermostat. The upper thermostat then breaks the circuit to the upper heating element and completes the circuit to the lower thermostat.
4. The lower element then operates and heats the remainder of the water in the tank.
5. The lower thermostat breaks the circuit to the lower element when the water in the lower portion of the tank has been heated to its setting. The entire tank is now filled with hot water.
6. As hot water is drawn from the top of the tank, cool water is delivered to the bottom of the tank through the dip tube. The lower thermostat reacts to the entering cold water by closing its contacts, energizing the lower heating element and heating the water as it enters the tank.
7. Thermostats are factory preset at 120° F.

Single Element Heaters (with high limit)

Most of the smaller water heaters and point-of-use heaters are designed with only one element and thus only one thermostat. Most of the single element water heaters are wired for 120v. Never connect or adapt a 120v water heater to a 240v system.

The high limit control is located on the thermostat. (See diagrams for proper wiring.)

Note: Because the HLC is attached to the single element thermostat, it looks similar to an upper thermostat for a two-element heater. Care should be taken in choosing the correct replacement thermostat. An upper thermostat will not work on a single element heater.

Therm-O-Disc Commercial Thermostats

Stock #	Description	T-O-D Style	HLC	Application Voltage	Qty
08304	Upper Thermostat - 180° F	59T	Yes	480/240/208/120	6
08314	Lower Thermostat -180° F	59T	-	480/240/208/120	6

HLC = High Limit Control


For Commercial Use Only • UL Listed
These thermostats are for commercial use only; not to be used in a domestic setting. Therm-O-Disc Style Thermostats are not supplied with a Protective Shield. Order 08113 or 08103 (page 11) if shield is damaged or missing.



Water Heater Continuity Tester

Tests elements and thermostats while they are in the heater. May also be used to test continuity in fluorescent lights, fuses and all appliances. Sensitive enough to measure even the fine filament wire in a light bulb. Sensitive LED light indicates continuity. More useful than a circuit tester. Complete instructions and batteries included.

Stock #	Description	Case Qty
10023	Water Heater Continuity Tester	12



10023
Water Heater Tester

Gas Leak Testing

Gas Leak Detector

Safe, clean-drying gas leak detector fluid detects dangerous leaks in anything that can be tested with air or gas pressure. Just daub or spray on and look for bubbles.

Stock#	Description	Qty
10322	Gas Leak Detector 32 oz w/sprayer	4
10324	Gas Leak Detector 8 oz w/sprayer	6
10325	Gas Leak Detector 8 oz w/dauber	6
10367	Gas Leak Detector gallon	4
10368	Gas Leak Detector (55 gallon)	1

Gas Leak
Detector



Gas Pressure Test Kit

Tests LP and natural gas controls for correct pressure or leaks. 0-20 oz PSI on inner reading; 0-35" of water column on outer reading. Easy to use and read with 2.5" dial. Includes brass pressure tap fitting and 30" soft hose.

10389	Gas Pressure Test Kit	1
10399	GP Test Kit Tapered Rubber Nipple	1
10409	Gas Pressure Test Kit Hose - 36"	1

10389
Gas Pressure Test Kit



Gas Water Heater Parts & Accessories

Thermocouples

Kits contain thermocouple and positioning adapters to fit most gas water heaters as well as gas appliances with LP or natural gas. Made with copper tubing. For right-hand threads only.

Stock#	Description	Qty	Stock#	Description	Qty
09253	12" Thermocouple Kit	6	09353	48" Thermocouple Kit	6
09273	18" Thermocouple Kit	6	09272	18" Bagged Thermocouple Kit	6
09293	24" Thermocouple Kit	6	09291	24" Bagged Thermocouple Kit	6
09313	30" Thermocouple Kit	6	09312	30" Bagged Thermocouple Kit	6
09333	36" Thermocouple Kit	6	09331	36" Bagged Thermocouple Kit	6



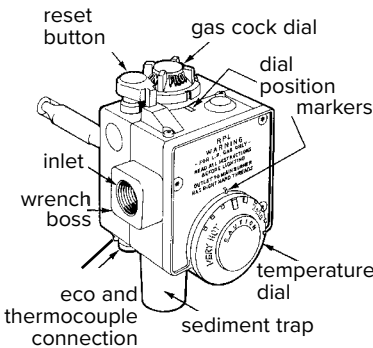
09333
36" Thermocouple Kit

Natural Gas Controls—4" water column • 1 1/4" shank length • 1/2" NPT gas inlet by 1/2" inverted flare outlet • Adjustable from 70° F to 160° F

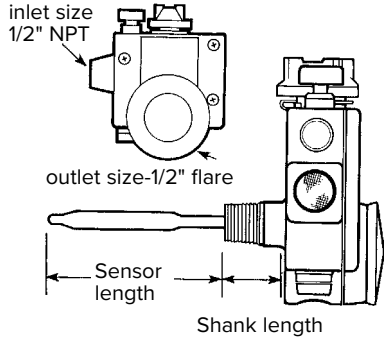
Stock#	Brand	Rating	Qty
08401	White-Rodgers	42000 BTU	1
08421	Robertshaw	79000 BTU	1

LP Gas Controls—1/2" NPT gas inlet by 1/2" inverted flare outlet • Preset 10" water column - adjustable from 9" to 12" • 1 5/8" shank length • Adjustable from 120° F to 160° F • 100,000 BTU/HR

08461	(Left Hand Threads) Robertshaw (for heaters manufactured after January 1986)	1
-------	--	---



08401
Natural Gas



08421
Natural Gas

Gas Control Extender

• Adds shank length to gas controls • 2" overall length • 3/4" Male NPT x 3/4" Female NPT • Dielectric construction • Thermoplastic lining prevents corrosion

Stock#	Description	Qty
09072	Gas Control Extender	1



09072
Gas Control Extender

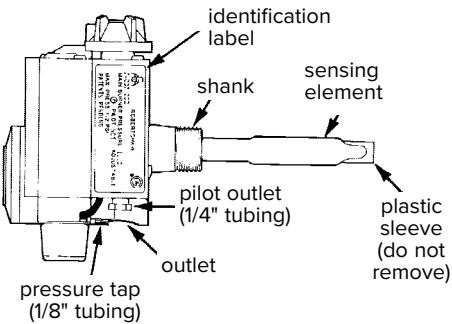
Gas Water Heater Stands

Many local building codes require a water heater stand for gas water heaters located in areas where the accumulation of combustible fumes may occur. Constructed of galvanized steel. Minimal assembly required. Each stand is 18" high. For use with most residential water heaters.

11231	21" x 21" - For up to a 50 gal tank Holds up to 650 lb	1
11235	24" x 24" - For up to a 100 gal tank Holds up to 1200 lb	1



11235
Gas Water Heater Stand



08461
LP Gas

Water Heater Connectors & Kits

3/4" Water Heater Connector Kits

Stock #	Description	Qty
10183	15" Copper Connector Kit - Gas	6
10193	15" Copper Connector Kit - Gas or Electric	6
10223	15" x 3/4" Copper Connector Kit - Gas or Electric	6
10533	18" x 3/4" Copper Connector Kit - Gas or Electric	6

Use...	For Water Heater Installation/Replacement of...
10183	GAS where "cold" supply or "hot" distribution lines are 3/4" copper (i.e. not threaded) and codes allow use of Flexible Gas Connector.
10223	GAS or ELECTRIC where "cold" supply and "hot" distribution lines are threaded and Flexible Gas Connector is not needed or allowed by codes.
10193 10533	GAS or ELECTRIC where "cold" supply or "hot" distribution lines are 3/4" copper (i.e. not threaded) and Flexible Gas Connector is not needed or not allowed by codes.

Kit Contains:	Gas	Gas or Electric			
	10183	10193	10223	10533	
(2) Copper Flexible Water Connectors, 3/4" FIP	✓	✓	✓	✓	
(1) Roll Teflon Tape	✓	✓	✓	✓	
(2) Compression Fittings, 3/4" Compression x 3/4" Male NPT	✓	✓		✓	
(1) Stainless Steel Gas Connector, 1/2" OD x 24" 1/2" M X F (Tapped 3/8" Female NPT)	✓				

Compression Fittings

Stock#	Description	Qty
10196	3/4" Compression x 3/4" NPT Fitting	6
10205	1/2" Compression x 3/4" NPT Fitting	6

Flexible Water Connectors—Seamless Corrugated Copper

3/4" SWT x 3/4" FIP - 7/8" ID flexible water connectors -125 PSI maximum		
10032	18" x 3/4" Copper FIP x SWT	25
10045	12" x 3/4" Copper FIP x SWT	25
10055	15" x 3/4" Copper FIP x SWT	25
10085	24" x 3/4" Copper FIP x SWT	25

3/4" FIP x 3/4" FIP flexible water connectors -125 PSI maximum		
10043	12" Copper Water Connector - Card	12
10053	15" Copper Water Connector - Card	12
10063	18" Copper Water Connector - Card	12
10083	24" Copper Water Connector - Card	12


Flexible Water Connectors—Corrugated Stainless Steel

3/4" FIP x 3/4" FIP flexible water connectors-125 PSI maximum		
10735	15" Stainless Water Connector	25
10747	18" Stainless Water Connector	25
10755	24" Stainless Water Connector	12
10072	Washer For Copper Water Connectors - Bulk	25
20282	Washer For Stainless Steel Water Connectors	1

Flexible Gas Connector*

10232	24" x 1 1/2" OD Stainless Steel, Coated	25
-------	---	----

*Gas connectors are certified for household use to 1/2 PSI.




10196
3/4" Compression Fitting




10205
1/2" Compression Fitting




10032
Flexible Copper Water Connector



10063
Flexible Copper Water Connector



10747
Stainless Steel Water Connector



10232
Flexible Gas Connector



Water Heater Accessories

T & P Valves—Setting of 150 PSI / 210 °F • Stainless steel spring • All brass body
• ANSI Z21.22 Design • CSA certified • Furnished with test lever
• Epoxy coated extension probe

Stock #	Description	Qty
10421	1/2" Inlet/outlet T & P Valve w/ 4" Probe - Box	25
10423	1/2" Inlet/outlet T & P Valve w/ 4" Probe - Card	4
10463	3/4" Inlet/outlet T & P Valve w/ 1" Probe - Card	12
10471	3/4" Inlet/outlet T & P Valve w/ 4" Probe - Box	25
10473	3/4" Inlet/outlet T & P Valve w/ 4" Probe - Card	12
10491	3/4" Inlet/outlet Valve w/ 2 1/2" Shank - Box	25
10493	3/4" Inlet/outlet Valve w/ 2 1/2" Shank - Card	12

Extra-Long Shank T & P Valve

10427	3/4" Inlet/outlet Valve 3/4" w/ 3 5/16" Shank	12
-------	---	----

Lead-Free T & P Valves

10413	1/2" w/ 4" Probe • Lead Free	4
10433	3/4" w/ 1" Probe • Lead Free	12
10443	3/4" w/ 4" Probe • Lead Free	12
10453	3/4" w/ 2 1/2" Shank, 4" Probe • Lead Free	12

T & P Valve Remover

10552	Universal T & P Valve Remover	25
-------	-------------------------------	----

Heat Traps—Helps prevent heat escape through inlet and outlet while idle
• 3/4" NPT x 3/4" NPT • Self-cleaning fittings help prevent corrosion • Dielectric inert thermoplastic lining

01013	Dielectric Water Heater Heat Traps - 2/card, 3" Length	12
01022	Dielectric Heat Trap - Flapper Style - Bulk, 2.5" Length	24
01023	Dielectric Heat Trap - Flapper Style - 2/card, 2.5" Length	12

Extra-Long Heat Traps

01033	Dielectric Water Heater Heat Traps - 5" Long - 2/Card	12
-------	---	----

Dielectric Nipples—For inlet and outlet hook-ups and other uses where dissimilar metals occur in piping and plumbing systems. Thermoplastic lining prevents corrosion. 3/4" NPT x 3/4" NPT x 2 1/2" Length


10622	Dielectric Nipples - 2.5" long - Bulk	50
10623	Dielectric Nipples - 2.5" long - 2/Card	12
10602	Dielectric Nipples - 3" long - Bulk	50

Extra-Long Dielectric Nipples

10634	Dielectric Nipples 3/4" x 3/4" NPT - 5" long	12
-------	--	----

Element Wrenches—Zinc-plated Element Wrenches fit all standard screw-in elements and 1 1/2" nuts • Works with your screwdriver • Goes into offsets where an adjustable wrench cannot

09882	5" Wrench - Bulk	25
09883	5" Wrench - Card	12
09888	5" Dual Headed Wrench For Marathon™ Elements - Card	12
09889	5" Dual Headed Wrench For Marathon™ Elements - Bulk	25
09942	4" Heavy Duty Wrench - Bulk	15
09943	4" Heavy Duty Wrench - Card	12
11655	10" Element/Anode Wrench with Dual Hex Ends	12



Element Sockets—Chrome-plated Professional Element Socket fits standard 1/2" socket drive to make easy work of replacing screw-in water heater elements

09951	Element Socket - Bulk	6
09953	Element Socket - Clam	6

FOR WATER HEATERS WITH THICKER INSULATION

Anode Rods and Accessories

Runoff Tubes—Thermoplastic polypropylene runoff tubes present rigid surface for gripping with standard wrenches. Can be cut to length.

Stock #	Description	Qty
10862	Side Mount Runoff Tube (58" vertical)	12
10952	Center Top Mount Runoff Tube 12"H/59"V	12
10962	Top Mount Runoff Tube 7.5"H/59"V	12

Water Inlet Dip Tubes— Anti-siphon hole breaks damaging siphon action. Can be cut to length. Gasket sold separately. (#06912)

11062	Flared Dip Tube (52" vertical)	12
11061	Flared Dip Tube (52" vertical) with gasket	12
11162	Threaded Dip Tube (48" vertical)	25
06912	Dip Tube Gaskets - Bag of 25 (Special order only)	1

FOR WATER HEATERS WITH THICKER INSULATION

Runoff Tubes and Dip Tubes for water heaters with thicker insulation—Water Heater parts designed to fit water heaters with thicker insulation resulting from the new NAECA regulations.

10955	Center Top Mount Runoff Tube - 14" H / 59" V	12
10965	Top Mount Runoff Tube - 9.5" H/ 59" V	12
11163	50.5" Threaded Dip Tube w/5" Nipple	12

Dielectric Unions—Use wherever dissimilar metals occur in piping and plumbing systems. Use in water heaters, water storage tanks, water conditioners and water pumps. 3/4" FIP x 3/4" SWT

Stock #	Description	Qty
23503	Dielectric Union 3/4" FIP - 2/card	12

Residential Water Heater Anode Rods

11572	5/8" OD Anode Rod 42" Long Aluminum	6
11582	3/4" OD Anode Rod 42" Long Aluminum	6
11611	3/4" OD Anode Rod 42" Long Aluminum Flexible (3 Section) w/ 5" Dielectric Nipple	6
11612	5/8" OD Anode Rod 42" Long Aluminum Flexible (3 Section)	6
11622	3/4" OD Anode Rod 42" Long Aluminum w/Dielectric Nipple	6
11623	3/4" OD Anode Rod 29" Long Aluminum	6

RV & Marine Water Heater Anode Rods (not shown)

11533	1/2" NPT Anode Rod 4 1/2" long Magnesium with Drain - for Atwood water heaters	6
11553	1/2" NPT Anode Rod 4 1/2" long Magnesium for Atwood water heaters	6
11563	3/4" NPT Anode Rod 9 1/2" long Aluminum for Suburban (Mor-Flo) water heaters	6
11593	1/2" NPT Anode Rod 9 1/2" long Magnesium for Atwood 10 Gallon water heaters	6

Drain Valves and Water Hoses

Brass Water Heater Drain Valve w/ Recirculation Elbow

Stock #	Description	Qty
11502	Drain Valve w/ Recirculation Elbow - Bulk	50

Backflow Preventers w/ stainless steel spring 3/4" NPT

23303	1/2" Brass Backflow Preventer - Card	6
23402	3/4" Brass Backflow Preventer - Bulk	50

Water Heater Drain Valves—Permanent installation. Fits directly into water heater for easy draining. 3/4" NPT x 3/4" male hose thread. 2 1/2" long. Brass valves are CSA Low Lead Content Certified.

11512	Drain Valve - Brass - Bulk	25
11513	Drain Valve - Brass - Card	12
11522	Drain Valve - Plastic - Bulk	25
11523	Drain Valve - Plastic - Card	12

Extra Long Shank Water Heater Drain Valves

Water Heater parts designed to fit water heaters with thicker insulation resulting from the new NAECA regulations

11505	WH Drain Valve - Brass 4 3/8" Shank	12
11543	WH Drain Valve - Plastic 3" Shank	12

Water Pressure Regulators—Reduce water pressure to a safe, consistent 40–50 PSI of operational pressure. Protects equipment and helps prevent hose failure, helping to prolong equipment life. (3/4" M x F Garden Hose Threads) Patented. CSA Low Lead Content Certified.

40143	3/4" Plastic Water Pressure Regulator	6
40055	3/4" Brass Water Pressure Regulator	6

Heated Drinking Water Hoses with Thermostat


Protects to -20° F

Made with an NSF 61 certified, 5/8" I.D. drinking water safe hose that is BPA, phthalate and lead-free. Won't leach harmful chemicals into water or leave it tasting like plastic. Energy saving thermostat only heats as needed, saving money on your electric bill. Fittings are heavy-duty machined and plated for maximum corrosion resistance and the durable exterior jacket protects water hose and electrical components from damage or exposure. Protects to -20° F. Operates on 120 VAC.

Stock #	Description	Qty
22910	12' Heated Drinking Water Hose	1
22911	25' Heated Drinking Water Hose	1
22912	50' Heated Drinking Water Hose	1



11502
Drain Valve with Recirculation Elbow



23402
Backflow Preventer



11513
Water Heater
Drain Valve - Brass



11505
Water Heater Drain
Valve 4 3/8" Shank - Brass



11523
Water Heater
Drain Valve - Plastic



11543
Water Heater Drain Valve 3"
Shank - Plastic



40143 Plastic
Water Pressure
Regulator



40055 Brass
Water Pressure
Regulator

Heavy Duty 5/8" Contractor Hoses

Rated for hot water up to 100° F

Reinforced, abrasion-resistant hose for hot water use. Easier to clean; drinking water safe. Spring reinforced to reduce kinking. Stainless steel fittings. 10-year limited replacement warranty. 300 PSI burst strength. Available in 25', 50' & 100' lengths.

Stock #	Description	Qty
22863	25' Contractor Hose	3
22873	50' Contractor Hose	3
22883	100' Contractor Hose	3

22873 50' Contractor Hose



Drain Pans and Fittings

 All Camco plastic and aluminum water heater pans are recyclable

Drain Pans and Fittings

Plastic—For electric water heaters ONLY • Durable no-break polypropylene pans will not rust, corrode or crack • Pre-cut side opening for drain fitting • 1"/1.5" drain fitting included (#11452 PVC or #11442 CPVC)

Stock #	Description	Qty
11260	20" ID Plastic Drain Pan w/PVC Fitting - 2.5+" Deep	6
11266	20" ID Plastic Drain Pan w/CPVC Fitting - 2.5+" Deep	6
11460	22" ID Plastic Drain Pan w/PVC Fitting - 2.5+" Deep	6
11466	22" ID Plastic Drain Pan w/CPVC Fitting - 2.5+" Deep	6
11360	24" ID Plastic Drain Pan w/PVC Fitting - 2.5+" Deep	6
11366	24" ID Plastic Drain Pan w/CPVC Fitting - 2.5+" Deep	6
11400	26" ID Plastic Drain Pan w/PVC Fitting - 2.5+" Deep	6
11406	26" ID Plastic Drain Pan w/CPVC Fitting - 2.5+" Deep	6
11410	28" ID Plastic Drain Pan w/PVC Fitting - 2.5+" Deep	6
11416	28" ID Plastic Drain Pan w/CPVC Fitting - 2.5+" Deep	6
11420	30" ID Plastic Drain Pan w/PVC Fitting - 2.5+" Deep	6
11426	30" ID Plastic Drain Pan w/CPVC Fitting - 2.5+" Deep	6
11427	32" ID Plastic W/H Drain Pan PVC Fitting - 2.5+" Deep	6
11429	32" ID Plastic W/H Drain Pan CPVC Fitting - 2.5+" Deep	6

Plastic Corner Pan—For electric water heaters ONLY • Will not rust, corrode or crack • 1"/1.5" drain fitting included (#11452 PVC or #11442 CPVC)

11480	24" ID Corner Plastic Drain Pan w/PVC Fitting - 3" Deep	6
11486	24" ID Corner Plastic Drain Pan w/CPVC Fitting - 3" Deep	6

Aluminum—For gas or electric water heaters • Will not rust or crack • 1"/1.5" drain fitting included (#11452 PVC or #11442 CPVC) • Pre-cut side opening for drain fitting

20800	20" ID Aluminum Drain Pan w/PVC Fitting - 2.25" Deep	6
20806	20" ID Aluminum Drain Pan w/CPVC Fitting - 2.25" Deep	6
20840	22" ID Aluminum Drain Pan w/PVC Fitting - 2.25" Deep	6
20846	22" ID Aluminum Drain Pan w/CPVC Fitting - 2.25" Deep	6
20830	24" ID Aluminum Drain Pan w/PVC Fitting - 2.25" Deep	6
20836	24" ID Aluminum Drain Pan w/CPVC Fitting - 2.25" Deep	6
20833	24" ID Aluminum Drain Pan w/PVC Fitting - 2.88" Deep	6
20810	26" ID Aluminum Drain Pan w/PVC Fitting - 2.25" Deep	6
20816	26" ID Aluminum Drain Pan w/CPVC Fitting - 2.25" Deep	6
20813	26" ID Aluminum Drain Pan w/PVC Fitting - 2.88" Deep	6
20850	28" ID Aluminum Drain Pan w/PVC Fitting - 2.25" Deep	6
20856	28" ID Aluminum Drain Pan w/CPVC Fitting - 2.25" Deep	6
20860	30" ID Aluminum Drain Pan w/PVC Fitting - 2.25" Deep	6
20866	30" ID Aluminum Drain Pan w/CPVC Fitting - 2.25" Deep	6
20868	32" ID Aluminum W/H Drain Pan PVC Fitting - 2.25" Deep	6
20870	32" ID Aluminum W/H Drain Pan CPVC Fitting - 2.25" Deep	6

NAECA regulations effective April 16th, 2015 have resulted in larger diameter water heaters, requiring the use of larger pans during installation.

All pans on this page include dual-size 1" / 1.5" Drain Pan Fitting



11360 Plastic Drain Pan



11480 Plastic Corner Drain Pan



20830 Aluminum Drain Pan

Aluminum without drain hole—For gas or electric water heaters • Will not rust or crack • 1"/1.5" drain fitting included (#11452)

20801	20" ID Aluminum Drain Pan w/PVC Fitting - 2.25" Deep	6
20841	22" ID Aluminum Drain Pan w/PVC Fitting - 2.25" Deep	6
20831	24" ID Aluminum Drain Pan w/PVC Fitting - 2.25" Deep	6
20811	26" ID Aluminum Drain Pan w/PVC Fitting - 2.25" Deep	6
20861	30" ID Aluminum Drain Pan w/PVC Fitting - 2.25" Deep	6

Drain Pans and Fittings

Drain Pans for Tankless Water Heaters

Stock #	Description	Qty
11470	Plastic - with PVC fitting	6
11476	Plastic - with CPVC fitting	6
11430	Aluminum - with PVC fitting	6
11432	Aluminum - with CPVC fitting	6

The Wall Saver™ allows for easier routine maintenance flushing and helps protect floors and walls from leaks. Made of injection-molded no-break polypropylene; will not rust, corrode or crack. Wall-mounted drain pan fits under most whole-house tankless water heaters and is required by building codes. Recyclable and non-toxic. U.S. Patents 8104634 and D653745. Each pan includes a dual-size 1"/1.5" drain fitting with gasket.

Plastic - W: 21.5"; H: 16"; D: 13.4"
Aluminum - W: 21.7"; H: 15.3"; D: 11.6"



11430 Aluminum Drain Pan



11470 Plastic Drain Pan



For Gas or Electric Tankless Water Heaters

Drain Pan Fittings— Replacements for all Camco water heater and washing machine drain pans. Includes fitting, locknut and washer.

Stock #	Description	Qty
11442	Drain Pan Fitting Kit Fits 1"/1.5" CPVC	25
11452	Drain Pan Fitting Kit Fits 1"/1.5" PVC	25



Galvanized Square—For gas or electric heaters. 1"/1.5" drain fitting included

Stock #	Description	Qty
20922	ID 24" x 24" Heater Pan - 4" Deep - Bulk	1
20932	OD 30" x 30" Heater Pan - 6.25" Deep - Bulk	1



20922 Galvanized Square Pan

Washing Machine Drain Pans

Standard-Size Washing Machine Drain Pans

White polypropylene plastic • Will not rust, corrode or crack • Includes 1"/1.5" drain fitting
• Bottom or side outlet (not pre-cut) • 1"/1.5" drain can pass all codes • Easy to install
• Matte finish • ID 27" x 30" x 2 1/8"

Stock #	Description	Qty
20752	30" x 32" OD Washer Drain Pan w/ PVC fitting, White	6
20754	30" x 32" OD Washer Drain Pan w/ PVC fitting, Graphite	6
20756	30" x 32" OD Washer Drain Pan w/ CPVC fitting, White	6

Apartment-Sized Washing Machine Drain Pans

White polypropylene plastic washer drain pan designed and sized for apartment-sized washers • Will not rust, corrode or crack • Includes 1"/1.5" PVC drain fitting Bottom or side outlet (not pre-cut) • 1"/1.5" drain can pass all codes • Easy to install • Matte finish • ID 25 x 27"

20762	28" x 30" OD Washer Drain Pan, 2.25" Deep, Bulk	6
-------	---	---

Low Profile Washing Machine Drain Pans— Polypropylene plastic pan designed and sized especially for a full-size front-loading washer to allow clearance when opening pedestal drawer • Will not rust, corrode or crack • Includes 1"/1.5" PVC drain fitting • Bottom outlet (not pre-cut) • 1"/1.5" drain can pass all codes • Easy to install • Matte finish ID 29" x 33"


20783	30.5" x 34.5" OD Low Profile Drain Pan, 1.6" Deep, Graphite	6
20786	30.5" x 34.5" OD Low Profile Drain Pan, 1.6" Deep, White	6
20788	30.5" x 34.5" OD Low Profile Drain Pan, 1.6" Deep, Pewter	1

Washing Machine Hoses

20500	5' Washing Machine Hose, Bag	12
-------	------------------------------	----

Dishwasher Drain Pan— Camco's Dishwasher Pan can help save the cost of expensive repairs by alerting the homeowner to dishwasher leaks that would otherwise go undetected • It is designed to guide water to the front of the pan, so that it can be seen before any water damage has occurred.

20600	20 1/2" x 24" OD Dishwasher Drain Pan, White	1
20601	20 1/2" x 24" OD Dishwasher Drain Pan, Black	6



Washing Machine Drain Pans



Top Burners for Electric Ranges

GE / Hotpoint
Plug-in Style



Universal
Plug-in Style



Delta Support




Y Support



Stock#	Description	Watts	Volts	Size	Turns	Support	Chromalox#	Qty
GE/Hotpoint Plug-In								
00103	GE/Hotpoint Plug-in	1325w	240v	6"	5	Y	CH30x218	6
00113	GE/Hotpoint Plug-in	2350w	240v	8"	6	Y	CH30x219	6
Economy Plug-In Universal								
00143	Universal Economy Plug-in	1250w	240v	6"	3	Y	SP12YA	6
00153	Universal Economy Plug-in	2100w	240v	8"	4	Y	SP21YA	6
00223	Universal Economy Plug-in	1250w	240v	6"	3	Delta	SP12MA	6
00233	Universal Economy Plug-in	2100w	240v	8"	4	Delta	SP21MA	6
Deluxe Plug-In Universal (Deluxe has more heating surface than Economy)								
00243	Universal Deluxe Plug-in	1500w	240v	6"	4	Y	MP15YA	6
00253	Universal Deluxe Plug-in	2100w	240v	8"	5	Y	MP21YA	6
00263	Universal Deluxe Plug-in	1500w	240v	6"	4	Delta	MP15MA	6
00273	Universal Deluxe Plug-in	2100w	240v	8"	5	Delta	MP21MA	6

Repair Parts

Stock#	Description	Qty
00863	Universal Range Switch - Card	8
Includes: switch, mounting adapter parts, knob adapter		
00873	Universal Receptacle Block Kit	12
Fits most electric ranges, except GE.		



00863
Universal Range Switch

00873
Universal Receptacle Block

Pans, Bowls and Knob Kits



Bowl for plug-in elements
UNIVERSAL

Pan for hinged elements
except ge / hotpoint —UNIVERSAL

Deep style bowl for plug-in elements
ge / hotpoint TYPE

pan for hinged elements
ge / hotpoint TYPE

Universal Drip Pans and Bowls for Electric Ranges

Stock#	Description	Type	Qty
00343	6" Chrome Trim Ring	-	12
00353	8" Chrome Trim Ring	-	12
00383	6" Chrome Drip Bowl	Plug-in	12
00393	8" Chrome Drip Bowl	Plug-in	12
00463	6" Chrome Drip Pan	Hinge	12
00473	8" Chrome Drip Pan	Hinge	12
00503	6" Black Porcelain Drip Bowl	Plug-in	12
00513	8" Black Porcelain Drip Bowl	Plug-in	12
00583	6" Black Porcelain Drip Pan	Hinge	12
00593	8" Black Porcelain Drip Pan	Hinge	12

Electric Knob Kit – 4/card

Stock#	Description	Qty
00883	Electric Range Knobs-Top Burner - Black	12
00923	Electric Range Knobs-Top Burner - White	12
00903	Electric Range Knobs-Top Burner - Chrome	12

Electric Knob Kit – 1/card

Stock#	Description	Qty
00913	Electric Range Knob-Burner/Oven - Black	12
00933	Electric Range Knob-Burner/Oven - Chrome	12

Gas Knob Kit – 4/card

Stock#	Description	Qty
00943	Gas Range Knobs-Top Burner - Black	12
00983	Gas Range Knobs-Top Burner - White	12
00963	Gas Range Knobs-Top Burner - Chrome	12

Gas Knob Kit – 1/card

Stock#	Description	Qty
00973	Gas Range Knob-Burner/Oven - Black	12
00953	Gas Range Knob-Burner/Oven - White	12
00993	Gas Range Knob-Burner/Oven - Chrome	12

Drip Pans and Bowls for GE/Hotpoint Electric Ranges

Stock#	Description	Type	Qty
00303	6" Chrome Trim Ring	-	12
00313	8" Chrome Trim Ring	-	12
00323	6" Black Porcelain Drip Bowl	Plug-in	12
00333	8" Black Porcelain Drip Bowl	Plug-in	12
00403	6" Chrome Drip Bowl	Plug-in	12
00413	8" Chrome Drip Bowl	Plug-in	12
00423	6" Chrome Drip Pan	Hinge	12
00433	8" Chrome Drip Pan	Hinge	12
00443	6" Blk Porcelain Drip Bowl 1990 - Present	Plug-in	12
00453	8" Blk Porcelain Drip Bowl 1990 - Present	Plug-in	12
00483	6" Chrome Drip Bowl 1990 - Present	Plug-in	12
00493	8" Chrome Drip Bowl 1990 - Present	Plug-in	12
00543	6" Black Porcelain Drip Pan	Hinge	12
00553	8" Black Porcelain Drip Pan	Hinge	12



Reflector Drip Pans for Gas Ranges

Stock#	Description		Qty
00363	Round Chrome Gas Drip Pan (7")	-	12
00373	Square Chrome Gas Drip Pan (7 3/4")	-	12

00973
Gas Range Knob



00903
Electric Range Knob Kit



Bake & Broil Elements

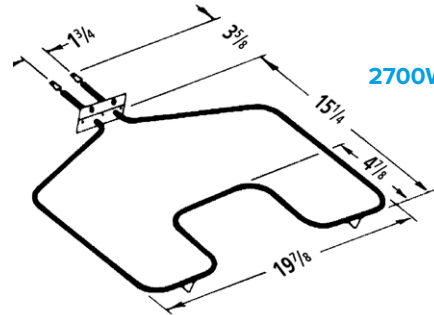
Stock#	Description	Watts	Volts	Qty
--------	-------------	-------	-------	-----

Bake Elements

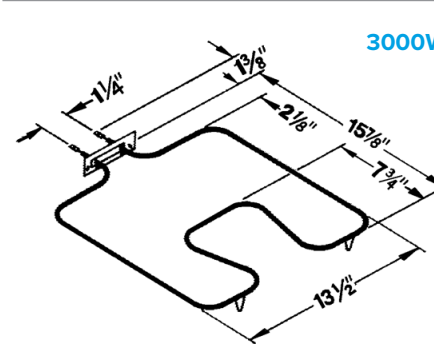
00611	Bake Element	2400w	240v	6
00621	Bake Element	3000w	250v	6
00631	Bake Element	2700w	240v	6
00641	Bake Element	2500w	240v	6
00651	Bake Element	3000w	250v	6
00681	Bake Element	2585w	250v	6
00701	Bake Element	2600w	240v	6
00711	Bake Element	2585w	250v	6
00721	Bake Element	2475w	250v	6
00731	Bake Element	2200w	250v	6
00741	Bake Element	2585w	250v	6
00751	Bake Element	3100w	240v	6
00761	Bake Element	2400w	240v	6
00791	Bake Element	2500w	240v	6

Broil Elements

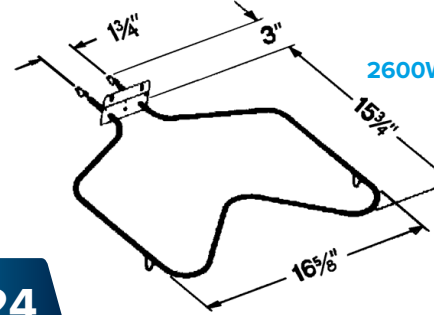
00771	Broil Element	3000w	250v	6
00801	Broil Element	3400w	250v	6
00811	Broil Element	3400w	240v	6
00831	Broil Element	3410w	250v	6



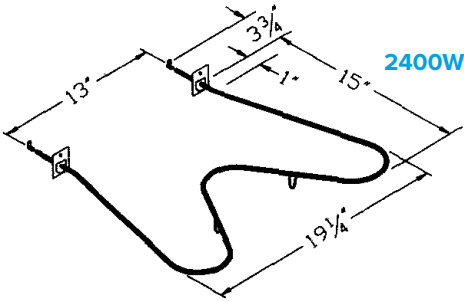
00631
2700W 240V BAKE ELEMENT
KENMORE
296119
296565
301444
321667
CHROMALOX
CH2858



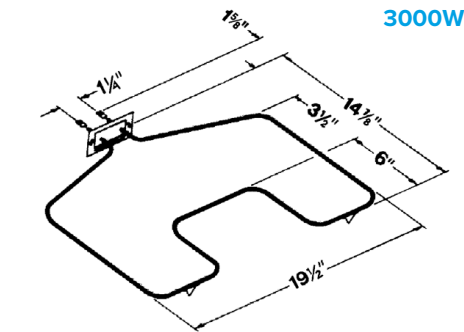
00651
3000W 250V BAKE ELEMENT
GE
WB44x5043
WB44x5049
WB44x5078
WB44x5080
HOTPOINT
663130
664640
684729
CHROMALOX
CH44x5043



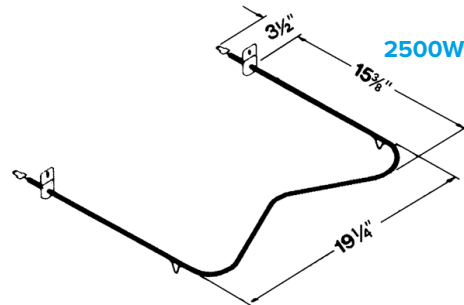
00701
2600W 240V BAKE ELEMENT
WHIRLPOOL
308180
JENN-AIRE
202550
CHROMALOX
CH4836



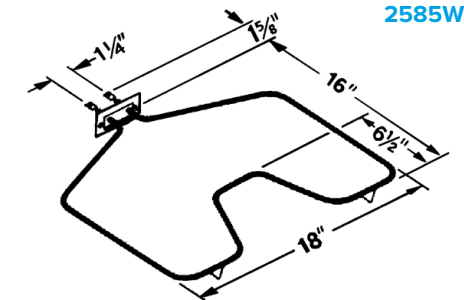
00611
2400W 240V BAKE ELEMENT
KENMORE
1312853
1311298-0
WHIRLPOOL
865940
CHROMALOX
CH775



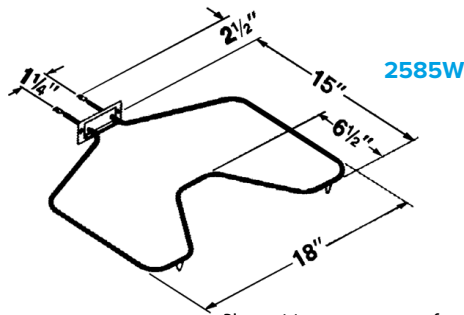
00621
3000W 250V BAKE ELEMENT
GE
WB44x126
WB44x118
WB44x105
WB44x133
WB44x120
WB44x112
HOTPOINT
297B774G3
CHROMALOX
CH44x126



00641
2500W 240V BAKE ELEMENT
KENMORE
282717 301471
314620 319529
319837 319238
320421 324186
320420
CHROMALOX
CH776



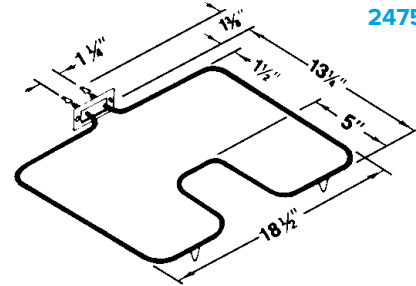
00681
2585W 250V BAKE ELEMENT
GE
WB44x105
WB44x118
WB44x120
WB44x126
WB44x133
WB44x5061
WB44x5099
CHROMALOX
CH44x5099



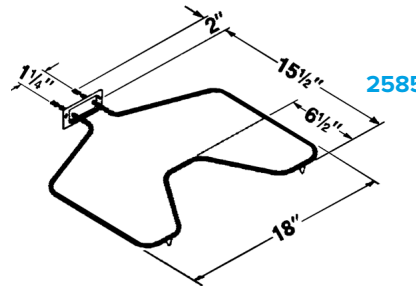
00711
2585W 250V BAKE ELEMENT
GE
WB44x5061
WB44x5082
WB44x5072
CHROMALOX
CH44x5082

Please visit www.camco.net for printable pictures with dimensions.

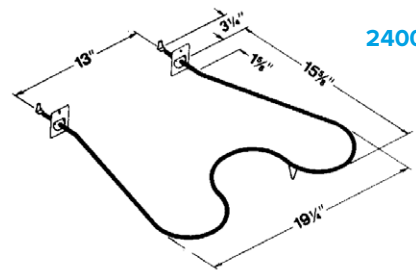
Bake & Broil Elements



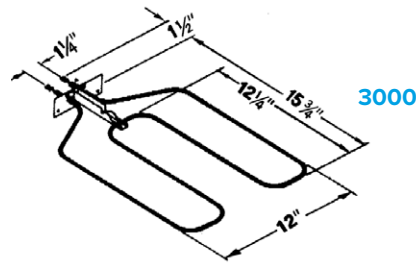
00721
2475W 250V BAKE ELEMENT
FRIDGIDAIRE
632305 632306
633114 1133051
752576 7525781
7526491 7526492
752660 7532556
7532557 8004204
9950882
CHROMALOX
CH978



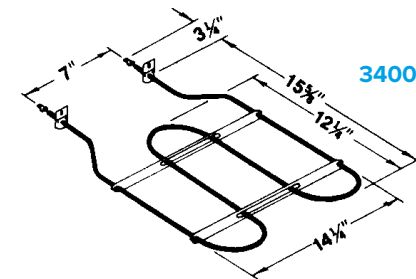
00741
2585W 250V BAKE ELEMENT
GE
WB44x5083
WB44x5085
CHROMALOX
CH44x5083



00761
2400W 240V BAKE ELEMENT
FRIDGIDAIRE
8008245
KENMORE/KELVINATOR
1313171; 1313169
WHIRLPOOL
866375
CHROMALOX
CH4879

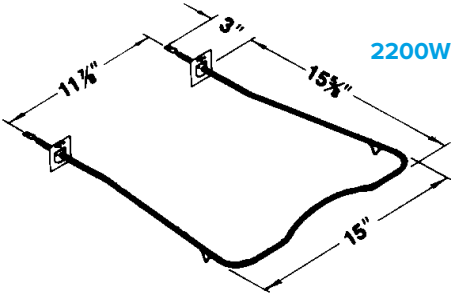


00771
3000W 250V BROIL ELEMENT
GE
WB44x134
CHROMALOX
CH44x134

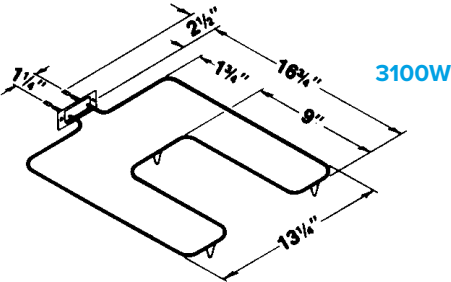


00811
3400W 240V BROIL ELEMENT
ROPER/KENMORE
296121; 296566;
319487; 324163;
324249; 324251
CHROMALOX
CH2859

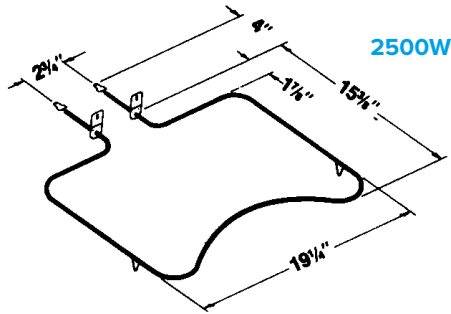
Please visit www.camco.net for printable pictures with dimensions.



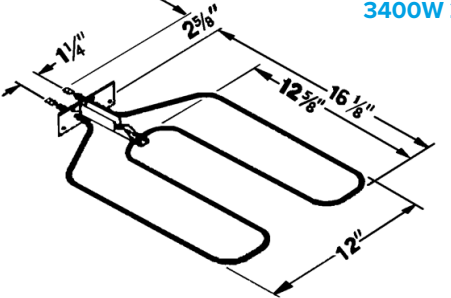
00731
2200W 250V BAKE ELEMENT
WHIRLPOOL
255103; 257376;
257987; 326791
ROPER
326791
CHROMALOX
CH687



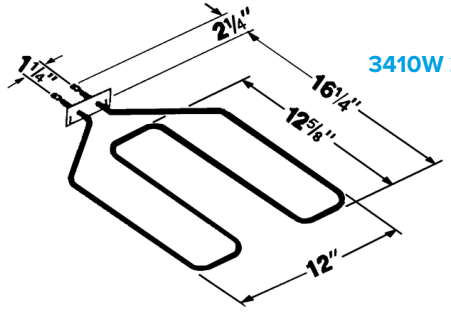
00751
3100W 240V BAKE ELEMENT
GE
WB44x200;
WB44x160
CHROMALOX
CH44x200



00791
2500W 240V BAKE ELEMENT
ROPER/KENMORE
325883;
326365;
326364;
326366
GE
WB44x230
CHROMALOX
CH5853



00801
3400W 250V BROIL ELEMENT
GE
WB44x149
WB44x150
WB44x167
WB44x168
WB44x173
WB44x185
WB44x5064
CHROMALOX
CH44x185



00831
3410W 250V BROIL ELEMENT
GE
WB44x5074
CHROMALOX
CH44x5074

Propane Campfires



Big Red Campfire®

Take your fire with you! Our Big Red Portable Campfire is great for campsites with restrictions against in-ground fires. Take it tailgating, or put it on the patio. . . its size is convenient for wherever you need a fire. Realistic log set and full 9.5" diameter ring burner help create the natural look and ambiance of from-scratch campfires. Sturdy lid and security latches make it safe and easy to transport. Self storing lid can also serve as a Campfire base. Includes 10' propane hose for use with standard LP gas cylinders. RV campground approved. 13.25" fire tray diameter. 65,000 BTU/HR.

Stock#	Description	Qty
58035	Big Red Campfire	1

Little Red Campfire®

Take your fire with you! Our compact, portable campfire is great for campsites with restrictions against in-ground fires. Tailgating, or on the patio. . . its size is convenient for wherever you need a fire. Realistic log set and full 9.5" diameter ring burner help create the natural look and ambiance of from-scratch campfires. Sturdy lid and security latches make it safe and easy to transport. Includes 8' propane hose for use with standard LP gas cylinders. RV campground approved. 11.25" fire tray diameter. 65,000 BTU/HR.

Stock#	Description	Qty
58031	Little Red Campfire	1

Portable Propane Campfire

Features like an elevated fire tray and heat resistant base make this Portable Campfire perfect for use in campgrounds with fire restrictions; great for residential porch and patio use as well. Large 14 1/2" burner ring allows for even distribution of gas and flame. 8' hose and adjustable regulator allows easy control of desired fire size up to 65,000 BTUs per hour with no ash, no mess and no smoke. Includes two bags of lava rocks. Legs fold completely under to fit into included storage bag.

Stock#	Description	Qty
58041	Propane Campfire	1
Propane Adapter		
59213	Propane Adapter (for use with 1 lb bottle)	6



Portable Fire Ring

Portable Fire Ring

Safely contain your campfire with Camco's Portable Fire Ring. The large, 27" wide steel ring will accommodate your natural wood-burning fire. Six-piece hinged design unfolds and assembles easily with no tools required. Tree cut-outs create a captivating ambiance. Folds flat for storage. Includes a zippered bag for easy transportation.

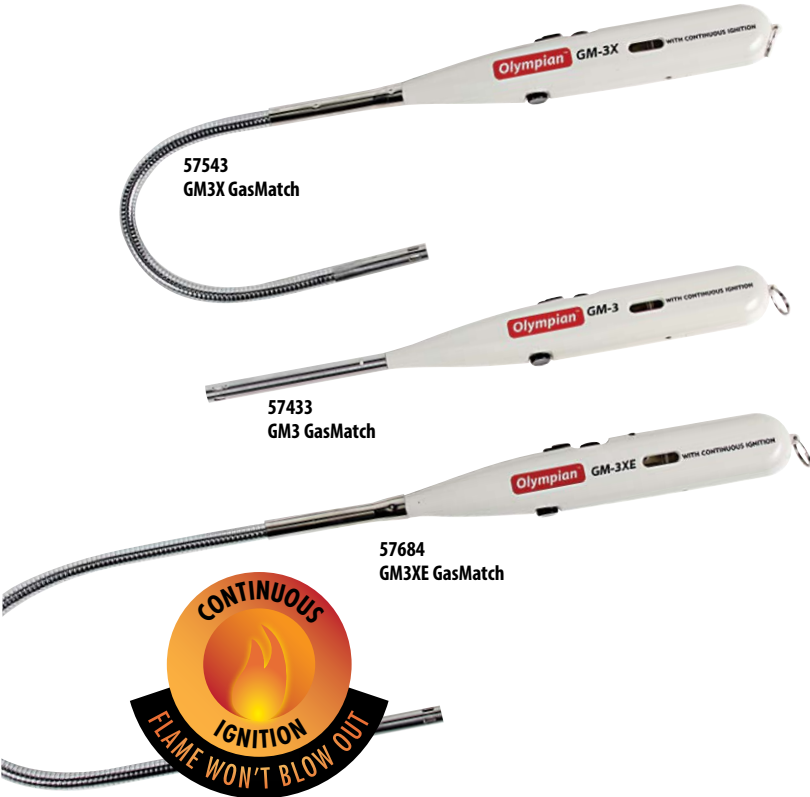
Stock#	Description	Qty
51091	Portable Fire Ring	4



Gas Matches

GM3 GasMatches™—One of our finest and most popular lighters. Long slender design lets you get at hard-to-reach places with total safety. Features a continuous ignition system (requires one AA battery, included), safety lock, fully adjustable flame, fuel viewing window. Refillable with butane lighter fluid. ISO 9001 certified. CPSC certified.

Stock#	Description	Qty
57433	GM3 - 14 3/4"	12
57543	GM3X - 26" (15" flex extender)	12
57684	GM3XE - 40 3/4" (36" flex extender)	20
57549	GM3X - 26" (15" flex extender) with no butane	12




Sparker Igniters

GM12 Continuous Ignition Multi-Sparker

This handy igniter is the one designed exclusively for igniting gas appliances. No butane to refill. The continuous ignition piezo electric sparker assures a large and immediate continuous spark. The automatic illumination micro-light and curved nozzle make tough lighting jobs easy. Uses one C battery (included).

Stock#	Description	Qty
57533	GM12 - 13" long (7" pipe)	12
57561	GM12X - 26" long (20" pipe)	24



GM4 GasMatches™— Our most popular mid-sized model. Piezo electric ignition, fully adjustable flame, safety lock, fuel viewing window, thousands of lights. CPSC certified. Refillable with butane lighter fluid. 11" long.

Stock#	Description	Qty
57453	Olympian™ GM4 GasMatch	12

GM9 2-pack Refillable GasMatches— Great for barbecues, fireplaces, pilot lights, kerosene heaters and candles. Safety lock, CPSC certified, adjustable flame, fuel viewing window. 11" long.

Stock#	Description	Qty
57473	Olympian™ GM9 GasMatches-2/card	12

Ronson® Butane—Multi-fill injectors in 78 gram and 165 gram sizes.

Stock#	Description	Qty
57416	Ronson 78 Gram Butane Fuel	12
57496	Ronson 165 Gram Butane Fuel	12




61605 Range Accessories Display



Stock #	Description	Qty
00103	GE/HP 6"x 5 Turn Plug-In Y Support	2
00113	GE/HP 8"x 6 Turn Plug-In Y Support	2
00143	Economy 6" x 3 Turn-Y Support	2
00153	Economy 8" x 4 Turn-Y Support	2
00243	Deluxe 6" Plug-In Y Support	2
00253	Deluxe 8" Plug-In Y Support	2
00303	Trim Ring - Electric 6" Chrome, GE/HP	2
00313	Trim Ring - Electric 8" Chrome, GE/HP	2
00383	Universal 6" Plug-In Reflect Bowl	6
00393	Universal 8" Plug-In Reflect Bowl	6
00403	6" Drip Bowl GE/Hotpoint	4
00413	8" Drip Bowl GE/Hotpoint	4
00423	GE/HP 6" Hinged Reflect Pan	4

Stock #	Description	Qty
00433	GE/HP 8" Hinged Reflect Pan	4
00463	Drip Pan Universal 6" Chrome Electric	4
00473	Drip Pan Universal 8" Chrome Electric	4
00503	Universal 6" Plug-In Reflect Bowl-Black Porc.	2
00513	Universal 8" Plug-In Reflect Bowl-Black Porc.	2
00873	Universal Receptacle Block Kit	2
00883	Electric Range Top Burner Knob - Black	2
00903	Electric Range Knob Kit Top/Burner - Chrome	2
00913	Electric Range Knob Kit Top/Oven - Black	2
00933	Electric Range Knob Kit Top/Oven - Chrome	2
00943	Gas Range Top Burn Knob Kit - Black	2
00973	Gas Range Knob Kit Top/Oven - Black	2

61585 Water Heater Repair Display



Stock #	Description	Qty
02143	1500w 120v Screw-In Element	4
02203	2000w 120v Screw-In Element	2
02293	3800w 240v Screw-In Element	2
02343	4500w 240v Screw-In Element	4
02583	4500w 240v LWD/FB Screw-In Element	4
02923	4500w 240v Screw-In Lime Life Fold Back	4
08123	Lower Therm-O-Disc Thermostat	2
08143	Therm-O-Disc Single Element Thermostat w/ HLC	2
08163	Upper Therm-O-Disc Thermostat w/ HLC	2
09293	24" Thermocouple Kit	2

Stock #	Description	Qty
09883	5" Screw-In Element Wrench	2
09953	Professional Element Socket	4
10023	Water Heater Continuity Tester	2
10063	18" Flex Water Connector	2
10183	15" Water Heater Connector Kit -Gas	1
10193	15" Water Heater Connector Kit -Electric	1
10473	3/4" T&P Valve 4" Coated	4
10493	3/4" T&P Valve w/ 2.5" Shank 4" Probe - 150psi	2
10623	Dielectric Nipples	4
11523	Water Heater Drain Valve	2

61675 Basic Contractor Display (Apcom Thermostats)



Stock #	Description	Qty
02143	1500w 120v Screw-In Element	2
02203	2000w 120v Screw-In Element	2
02283	3500w 240v Screw-In Element HWD	4
02343	4500w 240v Screw-In Element	6
02583	4500w 240v LWD/FB Screw-In Element	2
02923	4500w 240v Screw-In Lime Life Fold Back	2
07023	Plumber's Pack Apcom T-stats HWD Element	4
07043	Plumber's Pack Apcom T-stats LWD Element	2

Stock #	Description	Qty
07723	Apcom Lower Thermostat	4
07843	Apcom Single Element Thermostat	2
07863	Apcom Upper Thermostat	6
09943	4" Heavy Duty Element Wrench	2
09953	Professional Element Socket	2
10623	Dielectric Nipples 3/4", 2/card	4
10023	Water Heater Continuity Tester	2

61595 Water Heater Display (Therm-O-Disc Thermostats)



Stock #	Description	Qty
02143	1500w 120v Screw-In Element	2
02203	2000w 120v Screw-In Element	2
02293	3800w 240v Screw-In Element	2
02343	4500w 240v Screw-In Element	6
02583	4500w 240v LWD/FB Screw-In Element	4
02923	4500w 240v Screw-In Lime Life Fold Back	2
07013	Plumber's Pack TOD T-stats HWD Element	2
08123	Lower Therm-O-Disc Thermostat	2

Stock #	Description	Qty
08143	Single Element Therm-O-Disc Thermostat	2
08163	Upper Therm-O-Disc Thermostat	4
09883	5" Screw-In Element Wrench	2
09953	Professional Element Socket	2
10023	Water Heater Continuity Tester	2
10473	3/4" T&P Valve 4" Coated	2
10623	Dielectric Nipples	2
11523	Water Heater Drain Valve	2

61226 4' RV Products Display



Stock #	Description	Qty	Stock #	Description	Qty
11563	Anode Rod 9 1/2"	1	40221	TST Singles	1
20183	1" Hose Filter Washers 3/card	2	40252	TST Grey Water Odor Control 32 oz	1
22505	90° Water Hose Elbow	1	40274	RV & Marine Toilet Tissue, 4/pk, 2ply, 500 sheets	4
22735	25' Fresh Water Hose	1	41008	Black Streak Remover, Pro-Strength 32 oz	1
25553	Level, Curved Ball (Graduated)	1	41024	Awning Cleaner, Pro-Strength 32 oz	1
36103	Blow Out Plug Plastic	1	41189	TST Orange Drop-Ins, 15/bag	2
39144	Easy Slip Sewer Elbow	1	41192	TST Orange Power Holding Tank Chemical	1
39163	Easy Slip Internal Hose Coupler	1	42061	De-Flapper	1
39173	Easy Slip Straight Hose Adapter	1	42123	Gutter Extensions, 4 pack	1
39413	Straight Sewer Hose Adapter	1	42563	RV Awning Stabilizer Kit	1
39463	RV Sewer Cap w/Hose Connector	1	42733	RV Fabric Awning Hooks	1
39551	Easy Slip Ready To Use Sewer Kit	1	43041	15' Sidewinder Sewer Hose Support	1
39553	Twist It Clamp 3"	1	43511	Mini-Dish Drainer	1
39621	HTS 10' Heavy Duty Sewer Hose	1	44412	Wheel Chock	2
39631	HTS 20' Heavy Duty Sewer Hose	1	44560	Stabilizer Jacks 4/Box	1
39761	RhinoFLEX Kit	1	44573	Tri-Leveler, Yellow	1
40043	TastePure KDF Water Filter	3	55163	PowerGrip 15M/30F 12" Electrical Adapter	1
40055	Water Pressure Regulator Brass	2	55173	PowerGrip 50M/30F amp 18" Adapter	1
40103	Holding Tank Rinser	1	55183	PowerGrip 30M/50F amp 18" Electrical Adapter	1
40206	TastePure Drinking Water Freshener 16 oz	1	55191	PowerGrip 30 amp 25' ext. cord w/ Handles	1
			55223	15M/30F amp Power Grip Adapter	1
			55233	30M/15F amp Power Grip Adapter	1

All displays can be customized to meet our customers' specific needs.

Numerical Index 00103—02643


00103	GE/HP Plug-in 6"-5 turn Y	22, 28	00791	Bake Element 2500w/240v	24, 25
00113	GE/HP Plug-in 8"-6 turn Y	22, 28	00801	Broil Element 3400w/250v	24, 25
00143	Universal Economy Plug-in 6"-3 turn Y	22, 28	00811	Broil Element 3400w/240v	24, 25
00153	Universal Economy Plug-in 8"-4 turn Y	22, 28	00831	Broil Element 3410w/250v	24, 25
00223	Universal Economy Plug-in 6"-3 turn Delta	22	00863	Universal Range Switch	22
00233	Universal Economy Plug-in 8"-4 turn Delta	22	00873	Universal Receptacle Block Kit	22, 28
00243	Universal Deluxe Plug-in 6"-4 turn Y	22, 28	00883	Electric Range Knobs-Top Burner - Black	23, 28
00253	Universal Deluxe Plug-in 8"-5 turn Y	22, 28	00903	Electric Range Knobs-Top Burner - Chrome	23, 28
00263	Universal Deluxe Plug-in 6"-4 turn Delta	22	00913	Electric Range Knob-Burner/Oven - Black	23, 28
00273	Universal Deluxe Plug-in 8"-5 turn Delta	22	00923	Electric Range Knobs-Top Burner - White	23
00303	GE/HP 6" Chrome Trim Ring	23, 28	00933	Electric Range Knob-Burner/Oven - Chrome	23, 28
00313	GE/HP 8" Chrome Trim Ring	23, 28	00943	Gas Range Knobs-Top Burner - Black	23, 28
00323	GE/HP 6" Black Porcelain Drip Bowl	23	00953	Gas Range Knob-Burner/Oven - White	23
00333	GE/HP 8" Black Porcelain Drip Bowl	23	00963	Gas Range Knobs-Top Burner - Chrome	23
00343	Universal Electric 6" Chrome Trim Ring	23	00973	Gas Range Knob-Burner/Oven - Black	23, 28
00353	Universal Electric 8" Chrome Trim Ring	23	00983	Gas Range Knobs-Top Burner - White	23
00363	Round Chrome Gas Drip Pan (7")	23	00993	Gas Range Knob-Burner/Oven - Chrome	23
00373	Square Chrome Gas Drip Pan (7 3/4")	23	01013	Dielectric Water Heater Heat Traps-2/card	15
00383	Universal Electric 6" Chrome Drip Bowl	23, 28	01022	Dielectric Heat Traps-Flapper Style-Bulk	15
00393	Universal Electric 8" Chrome Drip Bowl	23, 28	01023	Dielectric Heat Traps-Flapper Style-2/card	15
00403	GE/HP 6" Chrome Drip Bowl	23, 28	01033	5" Long Dielectric Water Heater Heat Traps	15
00413	GE/HP 8" Chrome Drip Bowl	23, 28	02103	WH Element Screw-in/HWD	7
00423	GE/HP 6" Chrome Drip Pan	23, 28	02112	WH Element-Marathon Universal Upper/ULWD-Bulk	2
00433	GE/HP 8" Chrome Drip Pan	23, 28	02113	WH Element-Marathon Universal Upper/ULWD-Clam	8
00443	GE/HP 6" Blk Porcelain Drip Bowl 1990 - Present	23	02123	WH Element-Marathon Universal Lower/ULWD-Clam	8
00453	GE/HP 8" Blk Porcelain Drip Bowl 1990 - Present	23	02133	WH Element-Screw-in Tankless/HWD	2, 8
00463	Universal Electric 6" Chrome Drip Pan	23, 28	02143	WH Element-Screw-in/HWD	7, 29, 30, 31
00473	Universal Electric 8" Chrome Drip Pan	23, 28	02152	WH Element-Screw-in/Ultra LWD	6
00483	GE/HP 6" Chrome Drip Bowl 1990 - Present	23	02163	WH Element-Screw-in/HWD	7
00493	GE/HP 8" Chrome Drip Bowl 1990 - Present	23	02173	WH Element-Screw-in Tankless/HWD	8
00503	Universal Electric 6" Black Porcelain Drip Bowl	23, 28	02183	WH Element-Screw-in/HWD	7
00513	Universal Electric 8" Black Porcelain Drip Bowl	23, 28	02203	WH Element-Screw-in/HWD	7, 29, 30, 31
00543	GE/HP 6" Black Porcelain Drip Pan	23	02223	WH Element-Screw-in/HWD	7
00553	GE/HP 8" Black Porcelain Drip Pan	23	02243	WH Element-Screw-in/HWD	7
00583	Universal Electric 6" Black Porcelain Drip Pan	23	02263	WH Element-Screw-in/HWD	7
00593	Universal Electric 8" Black Porcelain Drip Pan	23	02283	WH Element-Screw-in/HWD	7, 30
00611	Bake Element 2400w/240v	24	02293	WH Element-Screw-in/HWD	7, 29, 31
00621	Bake Element 3000w/250v	24	02303	WH Element-Screw-in/HWD	7
00631	Bake Element 2700w/240v	24	02343	WH Element-Screw-in/HWD	7, 29, 30, 31
00641	Bake Element 2500w/240v	24	02352	WH Element-Screw-in/HWD	7
00651	Bake Element 3000w/250v	24	02363	WH Element-Screw-in Foldback/HWD	7
00681	Bake Element 2585w/250v	24	02382	WH Element-Screw-in/HWD	7
00701	Bake Element 2600w/240v	24	02392	WH Element-Screw-in/HWD	7
00711	Bake Element 2585w/250v	24	02463	WH Element-Screw-in/LWD	6
00721	Bake Element 2475w/250v	24, 25	02483	WH Element-Screw-in/HWD	7
00731	Bake Element 2200w/250v	24, 25	02493	WH Element-Screw-in Foldback/LWD	6
00741	Bake Element 2585w/250v	24, 25	02523	WH Element-Screw-in Foldback/LWD	6
00751	Bake Element 3100w/240v	24, 25	02583	WH Element-Screw-in Foldback/LWD	6, 29, 30, 31
00761	Bake Element 2400w/240v	24, 25	02613	WH Element-Screw-in Foldback/LWD	6
00771	Broil Element 3000w/250v	24, 25	02643	WH Element-Screw-in Foldback/HWD	7

02713	WH Element-Duron Screw-In Foldback/LWD	8	07843	WH Thermostat, Single Element/Apcom style.....	10, 30
02723	WH Element-Duron Screw-In Foldback/LWD	8	07853	WH Thermostat, Single Element-Extended Shank/Apcom style.....	10
02753	WH Element-Duron Screw-In Ripple Foldback/Ultra LWD	8	07863	WH Thermostat, Upper/Apcom style.....	10, 30
02853	WH Element-Screw-in Foldback/Ultra LWD	6	08013	WH Thermostat, Single Element-120V/TOD style.....	11
02862	WH Element-Screw-in/HWD	7	08103	Lower T-Stat Terminal Protector/TOD	11, 12
02903	WH Element-Screw-in Foldback/Ultra LWD	6	08113	Upper T-Stat Terminal Protector/TOD	11, 12
02913	WH Element-Screw-in Foldback/Ultra LWD	6	08123	WH Thermostat, Lower TOD style	29
02923	WH Element-Screw-in Foldback/Ultra LWD	6, 29, 30, 31	08123	WH Thermostat, Lower/TOD style	11, 31
02929	Heater Element-11 Acre Brew Supply/Ultra LWD	8	08130	Thermostat Kit with Jumper Wire	11
02933	WH Element-Screw-in Foldback/Ultra LWD	6	08143	WH Thermostat, Single Element/TOD style	11, 31
02935	Heater Element-11 Acre Brew Supply/Ultra LWD	8	08143	WH Thermostat, Single Element, TOD w/ HLC.....	29
02953	WH Element-Screw-in Ripple Foldback/Ultra LWD	6	08163	WH Thermostat, Upper/TOD style	11, 31
02955	Heater Element-11 Acre Brew Supply/Ultra LWD	8	08163	WH Thermostat, Upper TOD w/HLC	29
02963	WH Element-Screw-in Ripple Foldback/Ultra LWD	6	08304	Commercial Thermostat, Upper/TOD.....	12
02965	Heater Element-11 Acre Brew Supply/Ultra LWD	8	08314	Commercial Thermostat, Lower/TOD.....	12
02972	WH Element-Screw-in/Ultra LWD	6	08401	Natural Gas Control/White-Rodgers.....	13
03743	WH Element-Flat Flange/HWD	7	08421	Natural Gas Control/Robertshaw	13
03923	WH Element-Flat Flange/HWD	7	08461	LP Gas Control/Robertshaw	13
03943	WH Element-Flat Flange/HWD	7	09072	Gas Control Extender.....	13
04103	WH Element-Flat Flange Foldback/LWD	6	09253	12" Thermocouple Kit	13
04363	WH Element-Universal Flange/HWD.....	7	09272	18" Bagged Thermocouple Kit	13
04383	WH Element-Universal Flange/HWD.....	7	09273	18" Thermocouple Kit	13
04443	WH Element-Universal Flange/HWD.....	7	09291	24" Bagged Thermocouple Kit	13
04483	WH Element-Universal Flange/HWD.....	7	09293	24" Thermocouple Kit	13, 29
04503	WH Element-Universal Flange/HWD.....	7	09312	30" Bagged Thermocouple Kit	13
04523	WH Element-Universal Flange/HWD.....	7	09313	30" Thermocouple Kit	13
04563	WH Element-Universal Flange/HWD.....	7	09331	36" Bagged Thermocouple Kit	13
04603	WH Element-Universal Flange/HWD.....	7	09333	36" Thermocouple Kit	13
04643	WH Element-Universal Flange/HWD.....	7	09353	48" Thermocouple Kit	13
04703	WH Element-Universal Flange Foldback/LWD.....	6	09882	5" Screw-In Element Wrench/Bulk.....	15
04732	WH Element-Screw-in/HWD.....	7	09883	5" Screw-In Element Wrench/Card.....	15, 29, 31
04752	WH Element-Screw-in/LWD.....	6	09888	5" Dual Headed Wrench for Marathon Elements/Card.....	15
04762	WH Element-Screw-in/LWD.....	6	09889	5" Dual Headed Wrench for Marathon Elements/Bulk.....	15
04803	WH Element Universal Flange Foldback/HWD	7	09942	4" Heavy Duty Element Wrench/Bulk.....	15
04943	WH Element Universal Flange Foldback/Ultra LWD.....	6	09943	4" Heavy Duty Element Wrench/Card.....	15, 30
06822	Screw-in Element Gasket.....	7	09951	Professional Element Socket-Bulk.....	15
06842	Flat Flange Element Gasket.....	7	09953	Professional Element Socket-Clam.....	15, 29, 30, 31
06882	Universal Flange Element Gasket	7	09973	Water Heater Element Quick Change	9
06902	Four-Hole Element Gasket	7	10023	Water Heater Continuity Tester	12, 29, 30, 31
06912	Dip Tube Gasket	16	10032	Flexible Water Connector-18"/Copper.....	14
06912	Dip Tube Gaskets-Bag of 25.....	16	10043	Flexible Water Connector-12"/Copper-Card	14
07013	Plumber's Pack-Standard HWD/T-O-D	9, 31	10045	Flexible Water Connector-12"/Copper.....	14
07023	Plumber's Pack-Standard HWD/Apcom	9, 30	10053	Flexible Water Connector-15"/Copper-Card	14
07033	Plumber's Pack-Better-LWD/T-O-D	9	10055	Flexible Water Connector-15"/Copper.....	14
07043	Plumber's Pack-Better-LWD/Apcom	9, 30	10063	Flexible Water Connector-18"/Copper-Card	14, 29
07044	Plumber's Pack-Best - ULWD/Apcom	9	10072	Washer for Water Connectors.....	14
07133	Universal Gasket Kit	7	10083	Flexible Water Connector-24"/Copper-Card	14
07222	2 1/2" 4-Hex Bolt Adopt-A-Flange.....	7	10085	Flexible Water Connector-24"/Copper.....	14
07223	Universal Element Adapter Kit	7	10183	WH Connector Kit, Gas-15"/Copper.....	14, 29
07723	WH Thermostat, Lower/Apcom style.....	10, 30	10193	WH Connector Kit, Gas or Electric-15"/Copper	14, 29
07733	WH Thermostat, Lower-Extended Shank/Apcom style.....	10	10196	3/4" Compression x 3/4" NPT Fitting.....	14

10205	1/2" Compression x 3/4" NPT Fitting.....	14	11410	WH Drain Pan, 28", PVC/Plastic.....	18
10223	WH Connector Kit, Gas or Electric-15"x3/4"/Copper.....	14	11416	WH Drain Pan, 28", CPVC/Plastic	18
10232	Flexible Gas Connector-24"/Stainless Steel, Coated	14	11420	WH Drain Pan, 30", PVC/Plastic.....	18
10322	Gas Leak Detector w/ Sprayer-32 oz.....	12	11426	WH Drain Pan, 30", CPVC/Plastic	18
10324	Gas Leak Detector w/ Sprayer-8 oz.....	12	11427	WH Drain Pan, 32", PVC/Plastic.....	18
10325	Gas Leak Detector w/ Dauber-8 oz	12	11429	WH Drain Pan, 32", Plastic.....	18
10367	Gas Leak Detector-1 gallon.....	12	11430	Tankless Water Heater Drain Pan, PVC, Aluminum	19
10368	Gas Leak Detector-55 gallon	12	11432	Tankless Water Heater Drain Pan, CPVC, Aluminum	19
10389	Gas Pressure Test Kit.....	12	11442	Drain Pan Fitting Kit 1"/1.5" CPVC	18, 19
10399	Tapered Rubber Nipple for GP Test Kit	12	11452	Drain Pan Fitting Kit 1"/1.5" PVC	18, 19
10409	Hose for GPT Kit	12	11460	WH Drain Pan, 22", PVC/Plastic.....	18
10413	T & P Valve-1/2" w/4" Probe - Lead Free.....	15	11466	WH Drain Pan, 22", CPVC/Plastic	18
10421	T & P Valve-1/2" w/4" Probe-Box.....	15	11470	Tankless Water Heater Drain Pan, PVC/Plastic	19
10423	T & P Valve-1/2" w/4" Probe-Card	15	11476	Tankless Water Heater Drain Pan, CPVC/Plastic	19
10427	3/4" Inlet/outlet Valve 3/4" w/ 3 5/16" Shank	15	11480	WH Corner Drain Pan, 24", PVC/Plastic.....	18
10433	T & P Valve-3/4" w/1" Probe - Lead Free.....	15	11486	WH Corner Drain Pan, 24", CPVC/Plastic	18
10443	T & P Valve-3/4" w/4" Probe - Lead Free.....	15	11502	Brass WH Drain Valve w/Recirculation Elbow	17
10453	3/4" w/2.5" Shank, 4" Probe - Lead Free.....	15	11505	WH Drain Valve - Brass 4 3/8" Shank.....	17
10463	T & P Valve-3/4" w/1" Probe-Card	15	11512	Water Heater Drain Valve/Brass-Bulk	17
10471	T & P Valve-3/4" w/4" Probe-Box.....	15	11513	Water Heater Drain Valve/Brass-Card	17
10473	T & P Valve-3/4" w/4" Probe-Card	15, 29, 31	11522	Water Heater Drain Valve/Plastic-Bulk	17
10491	T & P Valve-3/4" w/2 1/2" Shank-Box.....	15	11523	Water Heater Drain Valve/Plastic-Card.....	17, 29, 31
10493	T & P Valve-3/4" w/2 1/2" Shank 4" Probe.....	29	11533	Anode Rod with Drain - for Atwood water heaters.....	16
10493	T & P Valve-3/4" w/2 1/2" Shank-Card.....	15	11543	WH Drain Valve - Plastic 3" Shank.....	17
10533	WH Connector Kit, Gas or Electric-18"x3/4"/Copper.....	14	11553	Anode Rod for Atwood Water Heaters.....	16
10552	T&P Valve Remover, Universal	15	11563	Anode Rod for Suburban Water Heaters.....	16, 32
10602	Dielectric Nipples/3" long-Bulk	15	11572	Anode Rod, 5/8" x 42"/Aluminum	16
10622	Dielectric Nipples/2.5" long-Bulk	15	11582	Anode Rod, 3/4" x 42"/Aluminum	16
10623	Dielectric Nipples/2.5" long-2/card	15, 29, 30, 31	11593	Anode Rod for Atwood Water Heaters-10 gallon.....	16
10634	5" Dielectric Nipples 3/4" x 3/4" NPT 5" long	15	11611	Anode Rod w/ Dielectric Nipple-Flexible, 3/4" x 42"/Aluminum.....	16
10735	Flexible Water Connector-15"/Stainless Steel	14	11612	Anode Rod-Flexible, 5/8" x 42"/Aluminum.....	16
10747	Flexible Water Connector-18"/Stainless Steel	14	11622	Anode Rod w/ Dielectric Nipple, 3/4" x 42"/Aluminum	16
10755	Flexible Water Connector-24"/Stainless Steel	14	11623	Anode Rod, 3/4" x 29"/Aluminum	16
10862	Runoff Tube, Side Mount.....	16	11655	10" Element/Anode Wrench with Dual Hex Ends	15
10952	Runoff Tube, Center Top Mount	16	20183	1" Hose Filter Washers 3/card	32
10955	Runoff Tube, Center Top Mount-14"H / 59"V	16	20282	Washer for Water Connectors.....	14
10962	Runoff Tube, Top Mount	16	20500	Washing Machine Hose, 5', Bag.....	20, 21
10965	Runoff Tube, Top Mount-9.5" H/ 59"V.....	16	20502	Washing Machine Hose, 5', Bulk.....	20
11061	Flared Dip Tube w/ Gasket.....	16	20600	Dishwasher Drain Pan, White.....	2, 20, 21
11062	Dip Tube, Flared	16	20601	Dishwasher Drain Pan, Black.....	20, 21
11162	Dip Tube, Threaded	16	20752	Washing Machine Drain Pan, PVC	20
11163	50.5" Threaded Dip Tube w/5" Nipple	16	20754	Washing Machine Drain Pan, PVC, Graphite	20
11231	Gas Water Heater Stands-21"x21"	13	20756	Washing Machine Drain Pan, CPVC	20
11235	Gas Water Heater Stands-24"x24"	13	20762	Apartment-sized Washing Machine Drain Pan	20
11260	WH Drain Pan, 20", PVC/Plastic.....	18	20783	Low Profile Washer Drain Pan, Graphite.....	20, 21
11266	WH Drain Pan, 20", CPVC/Plastic	18	20786	Low Profile Washer Drain Pan, White	20, 21
11360	WH Drain Pan, 24", PVC/Plastic.....	18	20788	Low Profile Washer Drain Pan, Pewter	20, 21
11366	WH Drain Pan, 24", CPVC/Plastic	18	20800	WH Drain Pan, 20", PVC/Aluminum	18
11400	WH Drain Pan, 26", PVC/Plastic.....	18	20801	Unpunched WH Drain Pan, 20", PVC/Aluminum.....	18
11406	WH Drain Pan, 26", CPVC/Plastic	18	20806	WH Drain Pan, 20", CPVC/Aluminum.....	18

20810	WH Drain Pan, 26", PVC/Aluminum	18	40274	RV & Marine Toilet Tissue, 4/pk,2ply, 500 sheets.....	32
20811	Unpunched WH Drain Pan, 26", PVC/Aluminum.....	18	41008	Black Streak Remover, Pro-Strength 32 oz	32
20813	WH Drain Pan, 26", 3" deep, PVC/Aluminum.....	18	41024	Awning Cleaner, Pro-Strength 32 oz	32
20816	WH Drain Pan, 26"/Aluminum	18	41189	TST Orange Drop-Ins, 15/bag	32
20830	WH Drain Pan, 24", PVC/Aluminum	18	41192	TST Orange Power Holding Tank Chemical	32
20831	Unpunched WH Drain Pan, 24", PVC/Aluminum.....	18	42061	De-Flapper.....	32
20833	WH Drain Pan, 24", 3" deep, PVC/Aluminum.....	18	42123	Gutter Extensions, 4 pack.....	32
20836	WH Drain Pan, 24", CPVC/Aluminum.....	18	42563	RV Awning Stabilizer Kit	32
20840	WH Drain Pan, 22", PVC/Aluminum	18	42733	RV Fabric Awning Hooks	32
20841	Unpunched WH Drain Pan, 22", PVC/Aluminum.....	18	42993	Collapsible Bucket-Blue	9
20846	WH Drain Pan, 22", CPVC/Aluminum.....	18	42994	Collapsible Bucket-Camouflage	9
20850	WH Drain Pan, 28", PVC/Aluminum	18	43041	15' Sidewinder Sewer Hose Support.....	32
20856	WH Drain Pan, 28", CPVC/Aluminum.....	18	43511	Mini-Dish Drainer	32
20860	WH Drain Pan, 30", PVC/Aluminum	18	44412	Wheel Chock	32
20861	Unpunched WH Drain Pan, 30", PVC/Aluminum.....	18	44560	Stabilizer Jacks 4/Box.....	32
20866	WH Drain Pan, 30", CPVC/Aluminum.....	18	44573	Tri-Leveler, Yellow	32
20868	WH Drain Pan, 32", PVC/Aluminum	18	51091	Portable Fire Ring	26
20870	WH Drain Pan, 32", CPVC/Aluminum.....	18	55163	PowerGrip 15M/30F amp 12" Elec.Adptr.....	32
20922	WH Drain Pan, 24" Square/Aluminum	19	55173	PowerGrip 50M/30F amp 18" Adptr.....	32
20932	WH Drain Pan, 30" Square/Aluminum	19	55183	PowerGrip 30M/50F amp 18" Elec.Adptr.....	32
22505	90° Water Hose Elbow.....	32	55191	PowerGrip 30 amp 25' Ext. Cord w/ Handles	32
22735	25 ft Fresh Water Hose	32	55223	15M / 30F amp Power Grip Adapter	32
22863	25 ft Contractor Hose	17	55233	30M / 15F amp Power Grip Adapter	32
22873	50 ft Contractor Hose	17	57416	Butane Fuel, 78 gram	27
22883	100 ft Contractor Hose	17	57433	GM3 GasMatch, 14 3/4"	27
22910	12 ft Heated Drinking Water Hose	17	57453	GM4 GasMatch.....	27
22911	25 ft Heated Drinking Water Hose	17	57473	GM9 GasMatches	27
22912	50 ft Heated Drinking Water Hose	17	57496	Butane Fuel, 165 Grams.....	27
23303	Backflow Preventer, 1/2"	17	57533	GM12 Multi-Sparker	27
23402	Backflow Preventer, 3/4"	17	57543	GM3X GasMatch, 26" - 15" flex extender.....	27
23503	Dielectric Union 3/4" FIP.....	16	57549	GM3X GasMatch, 26" - 15" flex extender - w/o butane.....	27
25553	Level, Curved Ball (Graduated).....	32	57561	GM12X Multi-Sparker	27
36103	Blow Out Plug Plastic.....	32	57684	GM3XE GasMatch, 40 3/4" - 36" flex extender	27
39144	Easy Slip Sewer Elbow.....	32	58031	Little Red Campfire	26
39163	Easy Slip Internal Hose Coupler	32	58035	Big Red Campfire	26
39173	Easy Slip Straight Hose Adapter	32	58041	Propane Campfire	26
39413	Straight Sewer Hose Adapter	32	59213	Propane Adapter (for use with 1-lb bottle)	26
39463	RV Sewer Cap w/Hose Connector	32	61226	RV Products Display	32
39551	Easy Slip Ready To Use Sewer Kit.....	32	61585	Water Heater Repair Parts Display	29
39553	Twist It Clamp 3"	32	61595	Water Heater Display (TOD).....	31
39621	HTS 10' Heavy Duty Sewer Hose.....	32	61605	Range Accessories Display	28
39631	HTS 20' Heavy Duty Sewer Hose.....	32	61675	Water Heater Display (Apcom)	30
39761	RhinoFLEX Kit	32	70040	Water Heater Troubleshooting Manual	1
40043	TastePure KDF Water Filter	32			
40055	3/4" Brass Water Pressure Regulator.....	17, 32			
40103	Holding Tank Rinser	32			
40143	3/4" Plastic Water Pressure Regulator	17			
40206	TastePure Drinking Water Freshener 16 oz	32			
40221	TST Singles.....	32			
40252	TST Grey Water Odor Control 32 oz	32			

A		R	
Anode Rods and Accessories	16	Range, Electric, Drip Pans and Bowls	23
Dielectric Unions	16	Range, Gas, Reflector Drip Pans	23
Residential Water Heater Anode Rods	16	Range Knobs	23
Runoff Tubes	16	Range Repair Parts	22
RV & Marine Water Heater Anode Rods	16		
Water Inlet Dip Tubes	16	S	
		Sparker Igniters	27
B		T	
Bake & Broil Elements	24, 25	Thermostat Kit with Jumper Wire	11
Bucket, Collapsible	9	Top Burners for Electric Ranges	22
		Deluxe Plug-In Universal	22
		Economy Plug-In Universal	22
		GE/Hotpoint Plug-In	22
		T & P Valves	15
		Troubleshooting Manuals	
		Water Heater Manual	1
D		W	
Dielectric Nipple	15	Washing Machine Drain Pans	20, 21
Dishwasher Drain Pan	2, 20	Washing Machine Hoses	20
Displays		Water Heater Accessories	15
Range Accessories	28	Water Heater Connectors & Kits	14
RV Products	32	Compression Fittings	14
Water Heater Repair	29	Connectors	14
Water Heater Repair (Apcom)	30	Water Heater Connector Kits	14
Water Heater Repair (Thermodisc)	31	Water Heater Element Conversion Kit	7
Drain Pans and Fittings	18, 19	Water Heater Element Gaskets	7
Drain Valves and Water Hoses	17	Water Heater Elements	6, 7, 8
Backflow Preventers	17	All-Stainless Elements Ultra LWD	8
Contractor Water Hoses	17	Duron® LWD and Ultra LWD	8
Heated Drinking Water Hoses	17	Instantaneous/Tankless Elements HWD	2, 8
Water Heater Drain Valve	17	Low Watt Density	6
Water Pressure Regulators	17	Marathon Elements ULWD	2, 8
		Water Heater Element Wrenches	2, 15
		Water Heater Repair	9
		Water Heater Element Quick Change	9
		Water Heater Repair Kits	9
		Water Heater Thermostats	10, 11, 12
		Apcom Style	10
		Therm-O-Disc Style	11, 12
		Water Heater Tester	12
G			
Gas Leak Testing	12		
Gas Matches	27		
Gas Water Heater Parts & Accessories	13		
Gas Control	13		
Gas Water Heater Stand	13		
Thermocouples	13		
H			
Heat Traps	15		
P			
Plumber's Packs	9		
Propane Campfires	26		
Big Red Campfire	26		
Little Red Campfire	26		
Portable Fire Ring	26		
Portable Propane Campfire	26		
Propane Adapter	26		



Electrical Adapters

30 AMP

15 AMP

55163



50 AMP

30 AMP

55173



30 AMP

50 AMP

55183



For our full line of
electrical accessories,
visit us at www.camco.net

15 AMP Adapter

Generator Adapter

55325

55338



55223

55233

55325



CamcoUSA / 121 Landmark Drive / Greensboro, NC 27409 / www.camco.net
PlumbingPO@camco.net / 800-334-2004 / Fax: 336-668-2049