


Meanderings

LeTort Quilters of Carlisle
www.letortquilters.com



Aged to Perfection by Susan Tudor

PRESIDENT'S MESSAGE

LeTort Quilters, Happy New Year! Another fresh new year is here, another year to live, to banish worry, doubt, and fear. To love, laugh and give! This poem I found online expresses my refreshed, recharged, and renewed plan for 2024. I hope each of you has had a wonderful holiday season full of blessings and is ready for a creative year. Our guild finished the 2023 year strong in many respects. Thank you to the many hands that made comfort quilts and fidget quilts, dog beds, and reading pillows. We donated 66 reading pillows to children in our community—40 to Community Cares, 12 to Safe Harbour, and 14 to Salvation Army. Thank you to the many hands that made and bought items for our boutique at December's meeting. We made over \$400 for our organization. Thank you to the many hands that brought tasty treats to share at December's meeting. Our fellowship time was fun.

Have you thought about your sewing goals for 2024 and how your guild can help with those goals? What are your top three projects? I'll see you at the January retreat in a couple days to start working on these projects, or join us at a retreat in May or September. What are three techniques you want to learn or try? Join us for any meeting or three great workshops this spring for new, creative adventures to expand your sewing box. What UFOs do you want to finish? Bring a UFO to a meeting or a retreat to get unstuck, get help, or find solutions to finish. What way do you want to become more involved in the guild this year? Join us at a community service day for purposeful cutting and sewing and wonderful relationship building. The opportunities are endless in how you can love, laugh, and give with LeTort Quilters of Carlisle!



in this issue

MEETING MINUTES

AROUND THE GUILD

HELPING THE COMMUNITY

Just a reminder that our Monday night meetings in January and February are on Zoom. We have great speakers lined up for both months—Tina Craig will present the “EPP vs FPP: The Showdown” in January. It will be interesting to hear her thoughts on each process and see the different looks created with each. We do have three opportunities to gather in person in January; you can join the woolbee at Bosler Library on the second Monday or the handwork bee on the fourth Monday for small group handwork time, or join us on 24 January at South Middleton Township Bldg for a community service day.

I am excited to begin this new year with recharged creative energy. I hope you are, also. What am I looking forward to doing with our guild? Retreats, meetings, workshops, Bingo, community service. Take a chance this year, and try something new. Explore your creative curiosity, and have fun.

Happy New Year, Julie

MINUTES

December 3, 2023, membership meeting

We had a lovely dessert blizzard and boutique. Money from the boutique will go to the speaker/instructors fund.

- Bingo and raffle tickets were for sale.
- Our raffle quilt was on display.
- Directory - Pictures were taken. It may be published in January, 2024 (electronically in pdf format). Thank you Sarah and Jane.
- Newsletters - Are available on the website.
- Reading Pillow Challenge - We had a lovely display of our members' efforts. Distribution is planned to Stuart House (Salvation Army), Safe Harbour, and Community Cares.
- Returning members: Peggy, Penny, and Dessi were welcomed.
- Workshops - They are filling up for 2024. Remember that January and February meetings are Zoom, so signups will be by mail during the interim.
- Service Day - The next one is the last week of January, 2024.
- Zoom - The guild now has its own account for the January 15 and February 4 meetings.
- Challenge 10" Squares - The squares were distributed at this meeting. The reveal is in June, 2024.
- Fidget Quilts - The next meeting is at 9:00 a.m. on 12/4 at Jane's house to design kits.

Board Meeting Minutes for 12/13/ 2023

Meeting was called to order at 6:34 p.m. with the following persons present: Melinda Hilliard, Vicki Knepp, Julie Rhen, Sarah Burkett, Donna Lohman, Melissa Greevy, Sue Aigeldinger, Lin Keller, Laura Dries, and visitors: Debbie Lohman and Marty Jones.

Meeting Reminder

Remember, for Monday meetings, the doors open at 6:30, and the meeting starts at 7:00. For Sunday meetings, doors open at 1:30 and the meeting starts at 2:00.

Newsletter

If you have information on upcoming events, quilty news, sewing items for sale, or tips and tricks, the deadline for articles for the February issue is January 23. Articles are welcome from all members. Email articles to letor:quilters@gmail.com



Monday Meetings

If it's a Monday meeting, there is dinner at Brad's!

Are you looking to meet friends and enjoy a meal together? You are welcome to meet us at Brad's on Spring Rd, Carlisle. We arrive around 5:15, order at the counter, and join the group.

Gathering time for the guild meeting is 6:30, so there is plenty of time to visit.

Any questions, please contact Deb Weigle.

Last meeting's minutes - Laura asked that the minutes reflect board members and visitors who were present, rather than a list of names without those indicators. Donna moved, and Sarah Burkett seconded the motion to approve the last board meeting's minutes. The motion passed without objection.

The treasurer's report was distributed electronically prior to the meeting. Donna Lohman asked about the nature and amount of miscellaneous expenses, seeking more clarity on the increase. Julie agreed to follow up with Becky Davis.

Old Business: The reading pillow project is $\frac{2}{3}$ complete. Julie has one more delivery to make. If we have excess pillows, all agreed that Julie would deliver to Carlisle Area Family Life Center. After discussion, all agreed to sustain small community projects moving forward using a variety of programs as recipients.

Follow up continues on considering a safe venue for members to display quilts. Board members are to keep in mind if a location seems to be a good opportunity.

Photo directory Sarah reports the directory is complete with 72% of members participating. It includes photos and contact information from the membership roster. Pdf publication to members is anticipated for January, 2024. Changes to the membership roster information should be provided to Marcia B. Publication should occur each November commencing in 2024.

Sue A made a motion to appoint Lin Keller and Sandy Kohler as Co-Presidents-Elect. Vicki K. seconded. The motion was approved without objection.

Bylaws/ SOPs - Vicki K will convert SOP pdf files to Word so that they can be revised and updated to current practices. Laura D will review for membership. Melissa G to review for secretary and has given feedback to Marty from prior experience on workshop registrar. Julie has a goal to have a virtual file cabinet for the guild. It was noted that the current bylaws are available for review on our website. The board has determined that bylaws need to be revised and updated to allow for co-presidents and to give membership more of a voice and voting power on decisions currently reserved to the board. The plan is to inform membership this will be coming in early 2024 and discussed in meetings prior to asking for the membership to vote on the to-be-provided, new bylaws. It is planned that there will be a provision for members to vote even if they cannot attend the meeting when the vote is taken. Comments will be solicited from membership in January and February prior to the vote of the board in March. The board will have until January 15 to comment on the new draft previously circulated September 13, 2023.

Postcards The cards with information about the guild and meeting times/location are running short, and some exist with inaccurate information. Sarah will design a new card and get them printed. Melissa will send her a copy from which to work. These can be placed in bags with items we make for the community and in quilt shops.

Raffle Tickets

Raffle tickets are now available! The board encourages all members to pick up at least one packet of tickets (30) to sell. Tickets are only \$1.00 each or 6 for \$5.00. The point of contact for raffle tickets is Miriam McMechen.

Bingo Raffle Basket Collection Dates/Themes

The collection dates are:

February 4 - Quilting/Sewing

The themes are:

- Christmas - any Christmas themed handmade items, ornaments, cards, special candies, cookie cutters, cookie decorating supplies.

Carmen Eiserman

cheisrman@att.net

Sandy Kohler

sandyjkohler@gmail.com

Karen Pinker

sweetspotk@aol.com

Sue Rynex

slrquilts@gmail.com



Next Board Meeting: Thursday, March 14, at 6:30 p.m., 62 Meade Drive, Carlisle. Members are reminded they may attend. We just ask that they let us know in advance so that we can plan for seating.

At 8:39 p.m., Donna L moved to adjourn, Vicki K seconded, and the motion was approved without objection.

Respectfully submitted,
Melissa Greevy

TREASURER'S REPORT

By Becki Davis

Letort Quilters Profit & Loss July through November 2023	
	Jul - Nov 23
Income	
Membership Dues	970.00
Misc. Income	2,636.17
Newsletter - Advertising	425.00
Royalties from Quilt Doc. Book	7.46
Sale of Quilt Doc. Book	30.00
Total Income	4,071.63
Expense	
Bingo	139.08
Comfort Quilts	102.08
Facilities Rental	487.50
Insurance	282.00
Misc.	75.00
Officer Supplies	304.08
P.O. Box Rental	178.00
Pet Beds	144.83
Printing and Reproduction	28.86
Workshops/Lectures	7,329.01
Total Expense	3,948.23
Net Income	323.40

Letort Quilters Balance Sheet As of November 30, 2023

	Nov 30, 23
ASSETS	
Current Assets	
Checking/Savings	
Checking - M&T Bank (LQ of C)	15,885.93
Total Checking/Savings	15,885.93
Total Current Assets	15,885.93
TOTAL ASSETS	15,885.93
LIABILITIES & EQUITY	
Liabilities	
Current Liabilities	
Other Current Liabilities	
Sales Tax Payable	10.76
Total Other Current Liabilities	10.76
Total Current Liabilities	10.76
Total Liabilities	10.76
Equity	
Education Fund	10,798.81
General Fund Retained Earnings	1,203.67
Retreats - Equity Account	3,836.49
Net Income	38.40
Total Equity	15,875.17
TOTAL LIABILITIES & EQUITY	15,885.93

RETREATS

May Retreat

Our January retreat will soon be here and it's time to think about the May retreat!! The May retreat at Bongiorno Conference Center will be held May 8-12, 2024. Registration begins January 15, 2024. Since this is a zoom meeting, to sign up, call or text me at 717-919-8470. You can mail your \$75 deposit to the guild at: P.O. Box 260, Carlisle, PA, 17013 or wait until the first in-person meeting. Thanks! Cathy Irwin

Prices:

	Single	Double	Triple
W-Sun.	\$355	\$310	\$285
T-Sun.	\$305	\$265	
F-Sun.	\$260	\$220	

Bees

Wool Bee. 2nd Monday of the month

Handwork Bee. 4th Monday of the month

We meet at the Bosler Library from 1:30-4.

Bring your own project and join us!

Any questions, call or text Cathy Irwin 717-919-8470 or Lin Keller 717-979-0506.



January Birthdays

Happy Birthday to you all!

1/3 – Susan Kline

1/7 – Clarice Howe-Johnson

1/13 – Betsy Anderson

1/22 – Jane Black

1/23 – Mim Miller

1/23 – Janet Nelson

1/25 – Lytle Markham

HELPING THE COMMUNITY

COMFORT QUILTS

As we start a new year, I thought it would be nice to share with you the impact comfort quilts has in our community.

The first is a recap of a chance encounter experienced by Jane Black. In her words, she shares:

"This afternoon, I was visiting with friends at Cumberland Crossings and noticed two beautiful Christmas comfort quilts that had recently been delivered to them. Shortly after I arrived, two chaplains from Homeland Hospice came to sing carols and have a visit. I mentioned to them that our guild provided quilts for the Hospice patients during the holiday, and they emphasized how much they are appreciated. To be on a visit and see the quilts and meet the chaplains made me proud to be part of the guild and know what great work the members are doing."

The second is a thank you note I received from a recipient of one of the quilts.

*"Dear Sue,
Please thank the ladies of the wonderful quilting group for the magnificent Chanukah quilt. I love it! It is glorious, and I am so proud of it!
Thank you all so much!"*

What a beautiful way to close out 2023. Thank you all so much for the comfort you help provide our community.

Sew long for now,
Carlene and Sue

FIDGET (Fiddle) QUILTS

First of all, thank you to Melissa Greevy, Linda Bishop, Monika Rahn, & Susan Beinhaur for joining me for a very productive work day at my home on December 4, 2023. We made 18 kits that are ready to be signed out for sewing. During the week of December 11th, I delivered 30 fiddle quilt items to the following nursing homes: Claremont, Cumberland Crossings, Chapel Point, Country Meadows in Mechanicsburg and Thornwald. All locations are thrilled to receive our creations. Thank you all for donating, designing, packing, and SEWING. All of your help is greatly appreciated. Then I received this wonderful thank you note from Thornwald:

*"Hi Jane:
I wanted to reach back to you to thank you on behalf of our residents at Thornwald.
We are saving some of the fidget quilts for Christmas, and we went ahead and placed some of them out on our tables for the residents in our lounge areas. They absolutely love them!!! The residents are loving their new fiddle quilts! Thank you for all of the hours of work your group put into creating these special quilts. They are unique and truly are a blessing for our residents to handle. I hope that you have a very healthy and merry holiday season!*

Adele and the Activities Team"

Enjoy the picture of Adele and the fiddle items that were delivered. If no one minds, I would like to change the name of this committee to Fiddle Quilts...much more positive and FUN! This year we have created and delivered 75 fiddle items to children and adults including a few lap fidget quilts and stuffed bears. Merry Christmas and Happy New Year to Everyone!
Thank you.
Jane Shull



HELPING THE COMMUNITY

Upcoming Community Service Days

24 January, 2024
28 February, 2024
29 May, 2024
26 June, 2024

What is a community service day?

- A time when we gather together to work on comfort quilts, fidget quilts, and pet beds

Where is the community service day?

- South Middleton Township Bldg, 520 Park Drive, Boiling Springs

What time?

- 9 a.m. to 3 p.m.

Pet Beds

Happy New Year! We want to thank everyone who has helped us make the pet beds a success over the past year. Service days have been such a help.

We ask that anyone who is planning on helping with pet beds at the January 24, 2024, service day to please bring a sewing machine. We are going to be making the casings to be stuffed at the February 28 service day.

Karen and Vicki

BINGO

Dear Quilt Sister of LeTort,

Thank you all so very much for the contributions of table runners, pouches, purses, coasters and so many other items. The bingo committee was able to meet and organize all the door prizes for our big event in April. We have 100 door prizes, yes 100, as well as other items for raffle prizes. This could not have been possible without an amazing guild full of active members. I am truly grateful for your time, energy, and creativity in making all the door prizes possible.

Thank you again for making it possible to meet our goal of having great door prizes for our first ever LeTort Quilt Bingo.

With a Happy Heart,
Debbie Weigle

Do you have a great recipe to share?

I am putting the kitchen raffle basket together for our bingo day. I have 48 blank recipe cards that need your help. Wouldn't it be nice for the winner of the basket to see what great cooks we are as well as quilters? Please pick up a recipe card at the February meeting and return it at the March meeting to be included. Also, please write legibly!

Thanks so much,
Karen Pinker

Upcoming Guild Service Days

27 March 2024

What is a guild service day?

- A time when we gather together to work on projects for the guild boutique, door prizes, or a challenge project.

Where is the guild service day?

- South Middleton Township Bldg, 520 Park Drive, Boiling Springs

What time?

- 10 a.m. to 3 p.m.



2 cups heavy cream	1/4 tsp. table salt
1 cup granulated sugar	1/2 tsp. vanilla paste
1 cup brown sugar	Coarse salt for topping caramels
1/2 cup corn syrup	
1/2 cup butter (1 stick), cut into 1 T. pieces	

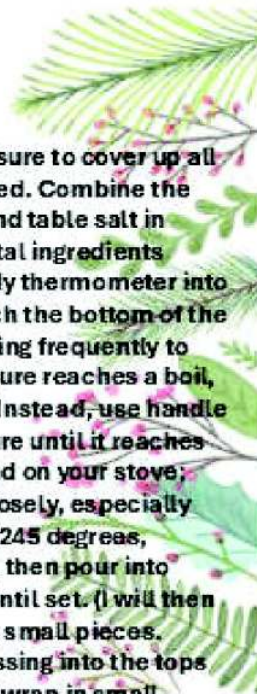


Caramels

Recipe by Vivian Kline
Submitted by Karen Pinker

Carmels

Prepare 8x8 casserole dish with parchment paper. Be sure to cover up all 4 sides, using 2 sheets of parchment paper crisscrossed. Combine the heavy cream, sugar, brown sugar, corn syrup, butter and table salt in medium pot (should be 2 to 3 times as large as your total ingredients because the mixture will grow as it cooks). Insert candy thermometer into the mixture. Do not let the tip of the thermometer touch the bottom of the pot. Turn heat to medium-high and bring to a boil, stirring frequently to ensure sugar crystals dissolve completely. When mixture reaches a boil, turn heat down to medium and do not stir any further. Instead, use handle to gently swirl mixture in pot occasionally. Cook mixture until it reaches 245 degrees F (roughly 20-30 minutes, but it will depend on your stove; heat can vary quite a bit.) Monitor your temperature closely, especially toward the end of cooking. When the mixture reaches 245 degrees, remove the pot from the heat, gently stir in the vanilla, then pour into prepared dish. Cool at room temperature for 3 hours until set. (I will then refrigerate for a while making it easier to cut.) Cut into small pieces. Sprinkle tops of caramels with coarse salt, gently pressing into the tops of the caramels. Place candies into individual cups or wrap in small pieces of waxed paper. Enjoy!



Bingo tickets are still available. If you wish to purchase tickets, please see Karen Buckley at a meeting or email her at letortbingo@gmail.com. Purchase is by cash or check only.

AROUND THE GUILD

December 3 Meeting, Reading Quilt Delivery, Fidget Quilt Delivery and Comfort Quilts for Homeless Project



MEETING SCHEDULE 2023 - 2024


January 15, Monday	EPP vs. FPP: the Showdown Tina Craig
February 4, Sunday	In House Trunk Show Guild Members
February 19, Monday	Keep It Simple, Pack a Punch Rachel Derstine
March 3, Sunday	Tips, Tools, and Techniques Guild Members
March 18, Monday	Breaking Free Miki Howell
April 7, Sunday	Before & After: Repeating Patterns Timna Tarr
April 15, Monday	Back to Basics - Round Robin Guild Members
April 27, Saturday	Quilt Bingo Guild Members
May 5, Sunday	More Than Just Quilts Dawn Gerber
May 20, Monday	New England Quilt Museum/BOM Reveal Leslie Robinson
June 2, Sunday	EOY Celebration

WORKSHOP SCHEDULE 2023 - 2024

March 15 Friday 9 AM - 3 PM South Middleton Township Building	Textile Fusion: Inspiration for Art Quilts Miki Howell
April 6 Saturday 9 AM - 3 PM Monroe Township Building	Stitched Mosaics Timna Tarr
May 17 Friday 10 AM - 2 PM Monroe Township Building	Rope Bowls Joan Gavigan

Welcoming a New Year of fun
and fabulous creativity!

The Fabric Center





Wical Quilt Works

Creative Custom Quilting

www.wicalquiltworks.com

MaryEllen Wical



717-580-4614



www.wicalquiltworks.com



maryellen@wicalquiltworks.com



An event to remember!

Local Quilt Shop Day

Saturday, January 27, 2024



Half Moon Handwerks
QUILTING & NEEDLEWORK

1104 Carlisle Rd #135, Rear
Camp Hill PA 17011

#QuiltShopDay

(717) 774-3020

www.halfmoonhandwerks.com



LETORT QUILTERS OF CARLISLE

www.letortquilters.com

Mailing Address:

PO BOX 260

Carlisle, PA 17013

Email: letortquilters@gmail.com

Quite
Clever
Quilting

Machine Quilting

Edge to Edge (2 week turnaround)

Debbie Weigle

Carlisle, PA

717-460-8606

✉ QCQuilting@gmail.com

🌐 QuiteCleverQuilting.com

📷 @QuiteCleverQuilting

Drop off and pick up quilts at

The Fabric Center, 41 W Pomfret St., Carlisle

Wednesdays 12:30 pm - 2 pm

Saturdays 10 am - 12 pm

or by appointment

