

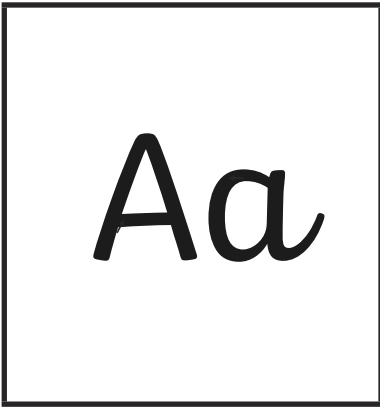
abc

# Handwriting

Statutory Spellings and  
Handwriting Mindfulness

twinkl





Notes to remember:

- My letters sit on the line.
- My lower case letters are the same height as each other.
- My upper case letters touch the top of the line.
- I start the letter at the right point.
- I use finger spaces between each new letter or new word.

Now, copy the letters and words into your handwriting book.

a a a


A A A

Aa Aa Aa

accommodate

accompany

according



Notes to remember:

- My letters sit on the line.
- My lower case letters are the same height as each other.
- My upper case letters touch the top of the line.
- I start the letter at the right point.
- I use finger spaces between each new letter or new word.

Now, copy the letters and words into your handwriting book.


b b b

B B B

Bb Bb Bb

bargain

bruise



Notes to remember:

- My letters sit on the line.
- My lower case letters are the same height as each other.
- My upper case letters touch the top of the line.
- I start the letter at the right point.
- I use finger spaces between each new letter or new word.

Now, copy the letters and words into your handwriting book.

c c c

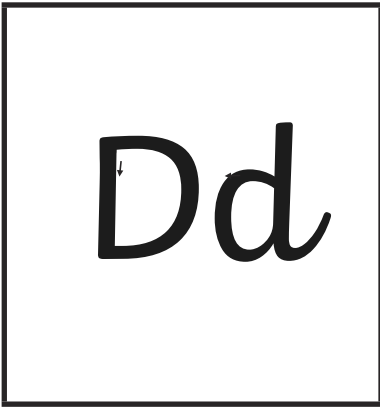
C C C

Cc Cc Cc

category

cemetery

committee



Notes to remember:

- My letters sit on the line.
- My lower case letters are the same height as each other.
- My upper case letters touch the top of the line.
- I start the letter at the right point.
- I use finger spaces between each new letter or new word.

Now, copy the letters and words into your handwriting book.

d d d


D D D

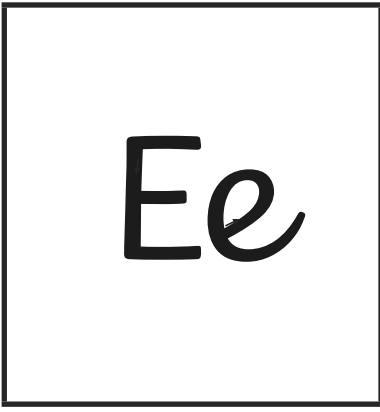
Dd Dd Dd

definite

desperate

determined





Notes to remember:

- My letters sit on the line.
- My lower case letters are the same height as each other.
- My upper case letters touch the top of the line.
- I start the letter at the right point.
- I use finger spaces between each new letter or new word.

Now, copy the letters and words into your handwriting book.

e e e


E E E

Ee Ee Ee

embarrass

environment

equipment



Notes to remember:

- My letters sit on the line.
- My lower case letters are the same height as each other.
- My upper case letters touch the top of the line.
- I start the letter at the right point.
- I use finger spaces between each new letter or new word.

Now, copy the letters and words into your handwriting book.

f f f

F F F

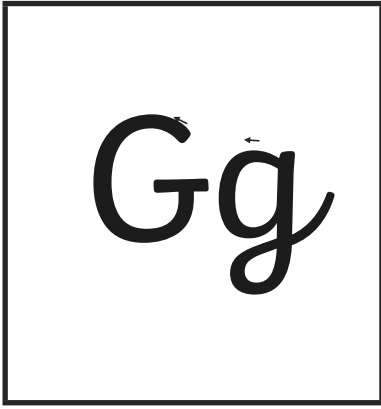
Ff Ff Ff

familiar

foreign

forty





Notes to remember:

- My letters sit on the line.
- My lower case letters are the same height as each other.
- My upper case letters touch the top of the line.
- I start the letter at the right point.
- I use finger spaces between each new letter or new word.

Now, copy the letters and words into your handwriting book.


g g g

G G G

Gg Gg Gg

government

guarantee



Notes to remember:

- My letters sit on the line.
- My lower case letters are the same height as each other.
- My upper case letters touch the top of the line.
- I start the letter at the right point.
- I use finger spaces between each new letter or new word.

Now, copy the letters and words into your handwriting book.


h h h


H H H

Hh Hh Hh

harass

hindrance





Notes to remember:

- My letters sit on the line.
- My lower case letters are the same height as each other.
- My upper case letters touch the top of the line.
- I start the letter at the right point.
- I use finger spaces between each new letter or new word.

Now, copy the letters and words into your handwriting book.

i i i

I I I


Ii Ii Ii

identity

immediate

immediately

individual



Notes to remember:


- My letters sit on the line.
- My lower case letters are the same height as each other.
- My upper case letters touch the top of the line.
- I start the letter at the right point.
- I use finger spaces between each new letter or new word.

Now, copy the letters and words into your handwriting book.

j j j

J J J

Jj Jj Jj



Notes to remember:


- My letters sit on the line.
- My lower case letters are the same height as each other.
- My upper case letters touch the top of the line.
- I start the letter at the right point.
- I use finger spaces between each new letter or new word.

Now, copy the letters and words into your handwriting book.

k k k

K K K

Kk Kk Kk



Notes to remember:

- My letters sit on the line.
- My lower case letters are the same height as each other.
- My upper case letters touch the top of the line.
- I start the letter at the right point.
- I use finger spaces between each new letter or new word.

Now, copy the letters and words into your handwriting book.

l l l


L L L

l l l l l

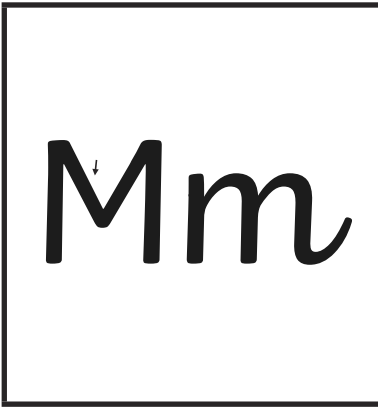
language

leisure

lightning







Notes to remember:

- My letters sit on the line.
- My lower case letters are the same height as each other.
- My upper case letters touch the top of the line.
- I start the letter at the right point.
- I use finger spaces between each new letter or new word.

Now, copy the letters and words into your handwriting book.

m m m


M M M

Mm Mm Mm

marvellous

mischievous

muscle



Notes to remember:

- My letters sit on the line.
- My lower case letters are the same height as each other.
- My upper case letters touch the top of the line.
- I start the letter at the right point.
- I use finger spaces between each new letter or new word.

Now, copy the letters and words into your handwriting book.

n n n

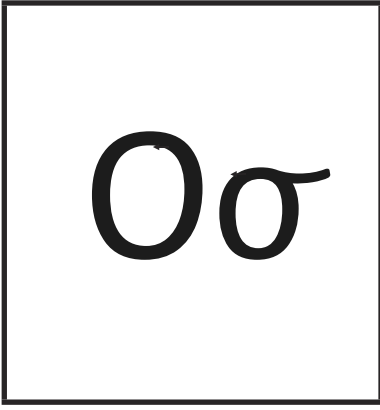
N N N

Nn Nn Nn

necessary

neighbour

nuisance



Notes to remember:

- My letters sit on the line.
- My lower case letters are the same height as each other.
- My upper case letters touch the top of the line.
- I start the letter at the right point.
- I use finger spaces between each new letter or new word.

Now, copy the letters and words into your handwriting book.

o o o


O O O

Oo Oo Oo

occupy

occur

opportunity



Notes to remember:

- My letters sit on the line.
- My lower case letters are the same height as each other.
- My upper case letters touch the top of the line.
- I start the letter at the right point.
- I use finger spaces between each new letter or new word.

Now, copy the letters and words into your handwriting book.

p p p

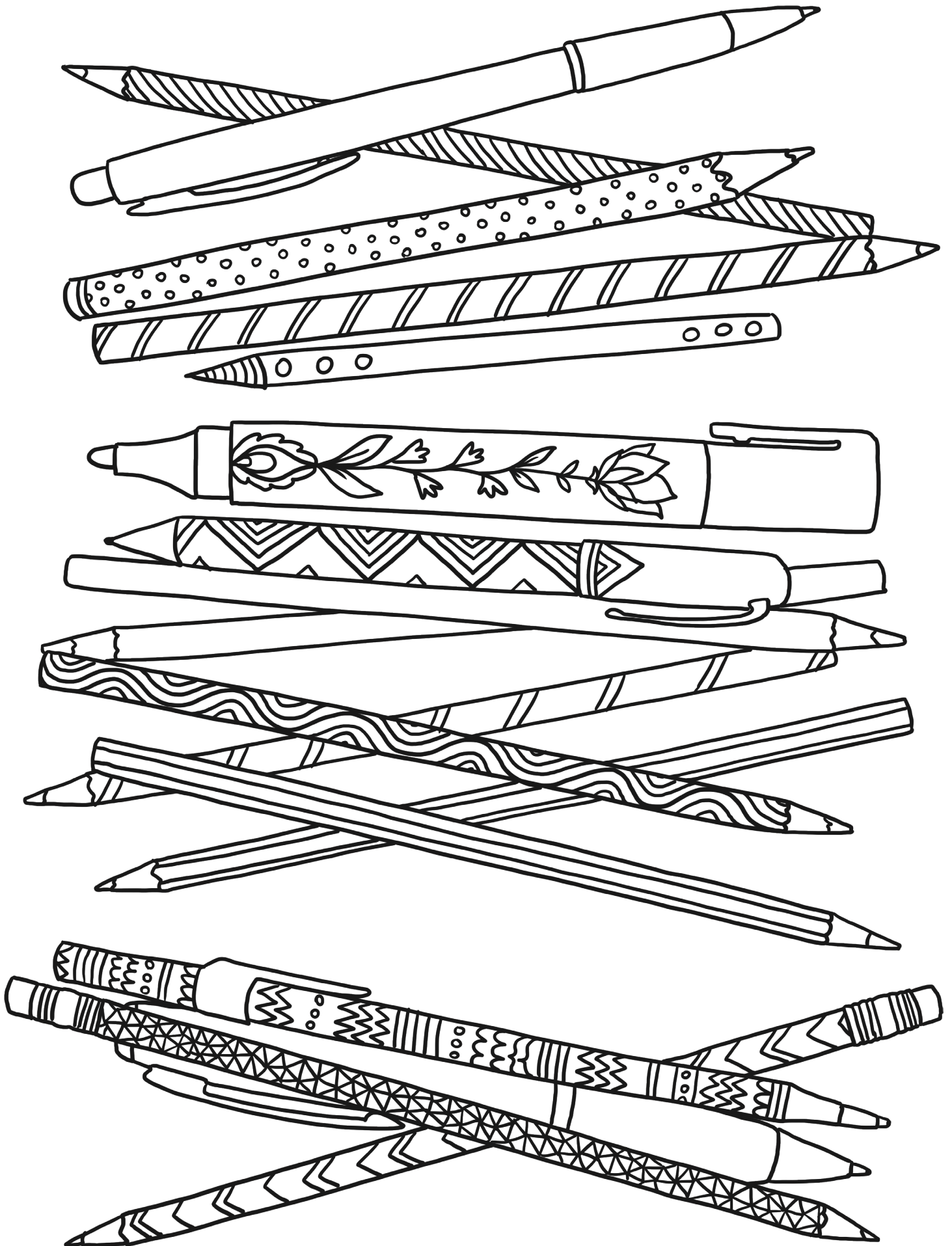
P P P


Pp Pp Pp

parliament

persuade

physical





Notes to remember:

- My letters sit on the line.
- My lower case letters are the same height as each other.
- My upper case letters touch the top of the line.
- I start the letter at the right point.
- I use finger spaces between each new letter or new word.


Now, copy the letters and words into your handwriting book.

q q q

Q Q Q

Qq Qq Qq

queue



Notes to remember:

- My letters sit on the line.
- My lower case letters are the same height as each other.
- My upper case letters touch the top of the line.
- I start the letter at the right point.
- I use finger spaces between each new letter or new word.

Now, copy the letters and words into your handwriting book.

r r r


R R R

Rr Rr Rr

recognise

recommend

relevant



Notes to remember:

- My letters sit on the line.
- My lower case letters are the same height as each other.
- My upper case letters touch the top of the line.
- I start the letter at the right point.
- I use finger spaces between each new letter or new word.

Now, copy the letters and words into your handwriting book.

S S S

S S S

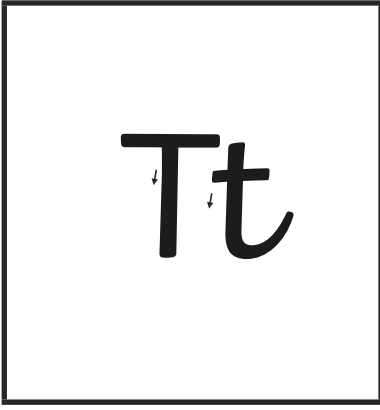
Ss Ss Ss

sacrifice

secretary

shoulder





Notes to remember:

- My letters sit on the line.
- My lower case letters are the same height as each other.
- My upper case letters touch the top of the line.
- I start the letter at the right point.
- I use finger spaces between each new letter or new word.

Now, copy the letters and words into your handwriting book.

t t t


T T T


Tt Tt Tt

temperature

thorough

twelfth





Notes to remember:


- My letters sit on the line.
- My lower case letters are the same height as each other.
- My upper case letters touch the top of the line.
- I start the letter at the right point.
- I use finger spaces between each new letter or new word.

Now, copy the letters and words into your handwriting book.

u u u

U U U

Uu Uu Uu



Notes to remember:

- My letters sit on the line.
- My lower case letters are the same height as each other.
- My upper case letters touch the top of the line.
- I start the letter at the right point.
- I use finger spaces between each new letter or new word.

Now, copy the letters and words into your handwriting book.

v v v


V V V

Vv Vv Vv

variety

vegetable

vehicle



Notes to remember:


- My letters sit on the line.
- My lower case letters are the same height as each other.
- My upper case letters touch the top of the line.
- I start the letter at the right point.
- I use finger spaces between each new letter or new word.

Now, copy the letters and words into your handwriting book.

w w w

W W W

Ww Ww Ww



Notes to remember:


- My letters sit on the line.
- My lower case letters are the same height as each other.
- My upper case letters touch the top of the line.
- I start the letter at the right point.
- I use finger spaces between each new letter or new word.


Now, copy the letters and words into your handwriting book.

x x x

X X X

Xx Xx Xx





Notes to remember:

- My letters sit on the line.
- My lower case letters are the same height as each other.
- My upper case letters touch the top of the line.
- I start the letter at the right point.
- I use finger spaces between each new letter or new word.

Now, copy the letters and words into your handwriting book.

y y y

Y Y Y

Yy Yy Yy

yacht





Notes to remember:

- My letters sit on the line.
- My lower case letters are the same height as each other.
- My upper case letters touch the top of the line.
- I start the letter at the right point.
- I use finger spaces between each new letter or new word.

Now, copy the letters and words into your handwriting book.

z z z

Z Z Z

Zz Zz Zz