



SLURRYGO PUMP CO.,LTD

GRAVEL PUMPS



SGG SERIES

COST-EFFECTIVE GRAVEL PUMP SGG

SGG gravel pumps are designed for continuously pumping of high abrasive slurries with big particles, gravels and sand pumping work.

BENEFITS

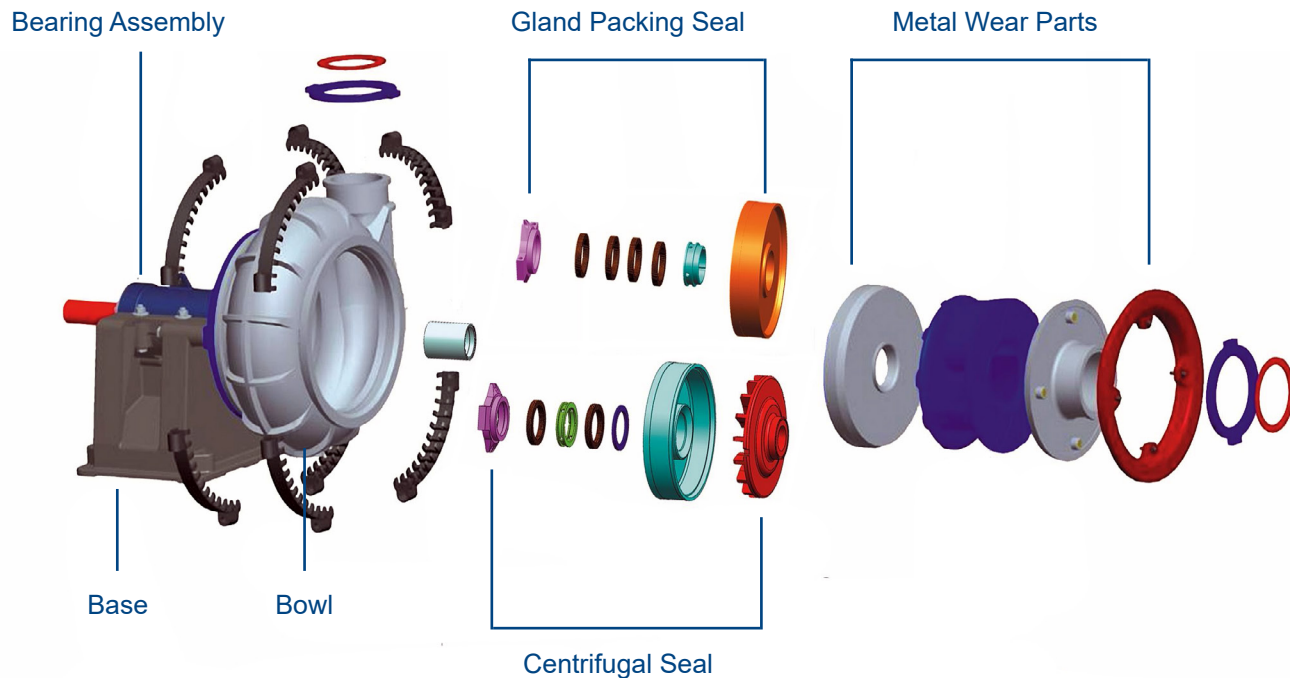
- Metal lined
- Robust design with low NPSH require ensure long life under severe duties.
- General gland packing seal/centrifugal seal are easy to maintenance.
- Compare with other models,SGG more suitable for sand dredging.

TECHNICAL SPECIFICATION

- Discharge size: 4"-20"
- Flow capacity to 5600m³/h
- Head to 78m
- Wearing parts: high-chrome
- Sealing type: gland packing seal, centrifugal seal
- Bearing assembly: grease luburication

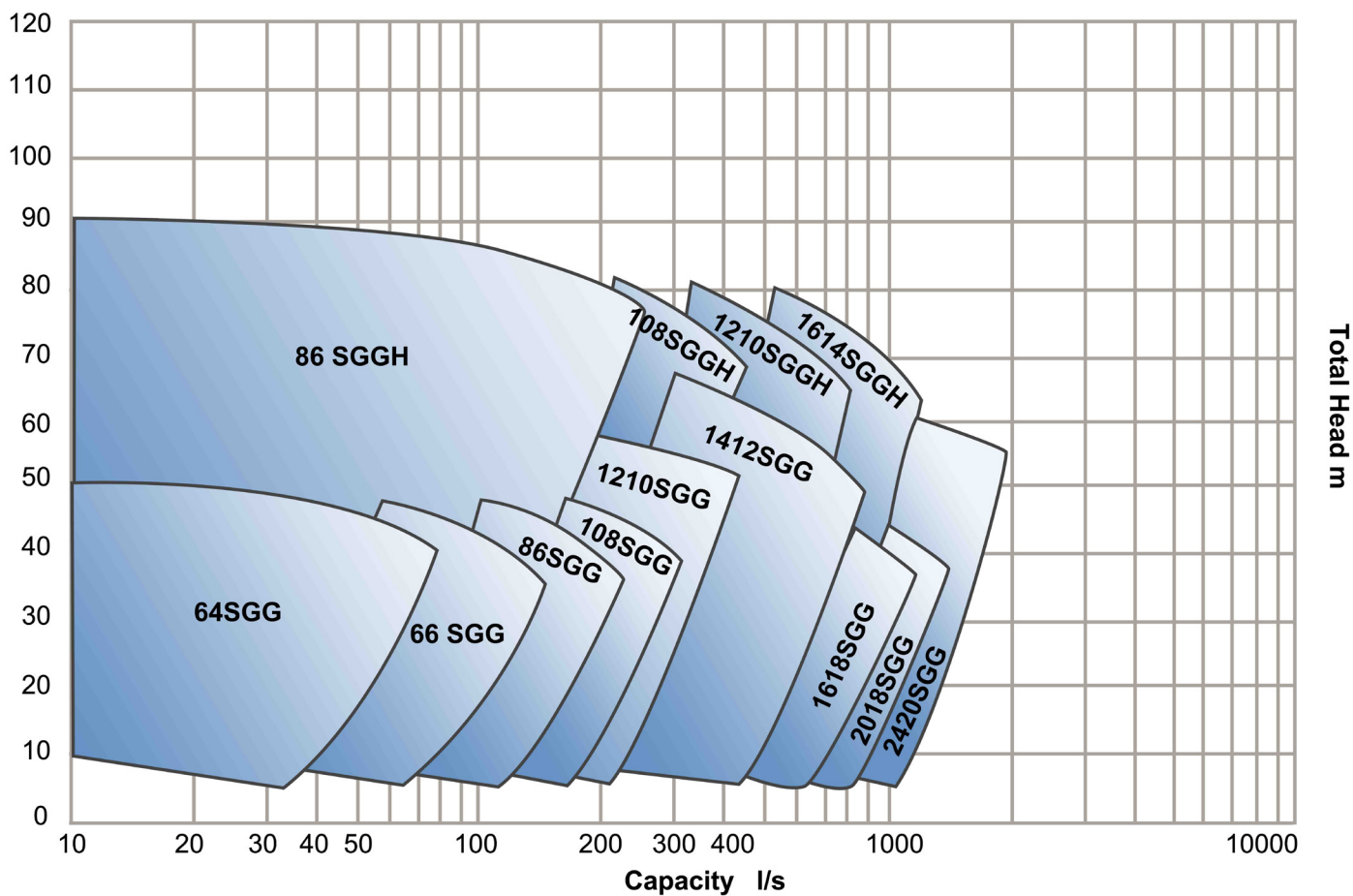


GRAVEL PUMP SGG STRUCTURE



Multi-options of sealing and bearing assembly for one model Gravel pump.
Bowl, Impeller, Throatbush, Frame Plate Liner are made by ultra chrome alloy.

QUICK SELECTION CHART OF SGH METAL LINED PUMP



SGH SERIES MODELS

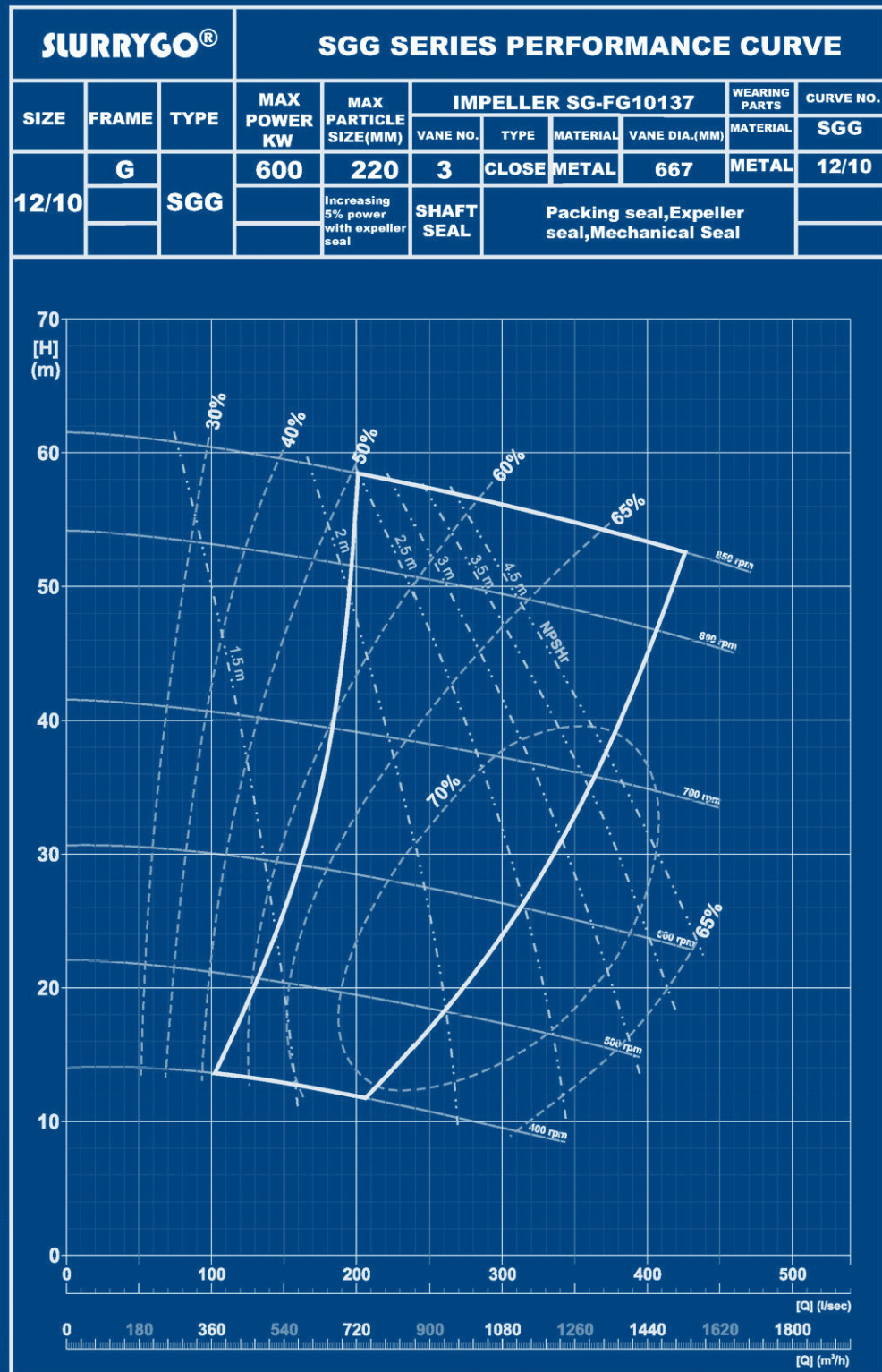
- 6/4D-SGG
- 6/6D-SGG
- 8/6E-SGG
- 10/8F/S-SGG
- 12/10G-SGG
- 14/12G-SGG
- 18/16TU-SGG
- 20/18TU-SGG
- 24/20-SGG
- 8/6E-SGGH
- 10/8S-SGGH
- 12/10G-SGGH
- 16/14TU-SGGH

INSTRUCTION

- Size:
12 Intake inch
10 Discharge inch
- Frame G:
Base plate and bearing assembly type. For some size pump, have more than one option with different shaft power support but performance curve no change.
- Impeller:
Various impeller with different vanes, closed or open to suit different flow/head requirement.
- To caculate the shaft power for centrifugal seal with expeller, it adds 5% power.
- Shaft Power Caculation

$$P = \frac{Q \cdot H \cdot S.G}{102 \cdot \eta}$$

P=shaft power kw
Q=flow capacity s/l
H=head m
S.G=slurry gravity
η the efficiency of Q/H





SHIJIAZHUANG SLURRYGO PUMP CO.,LTD

Shijiazhuang city, Hebei province, China 050000
Telephone: 86-311-68032398 86-311-68032328
E-mail: sales@slurrygo.com
Website: www.slurrygo.com