



# THE CORSAIR

*IPMS Phoenix / Craig Hewitt Chapter*

## President's Message

Based on the fact that Arizona Department of Health Services still restricts gathers of 50 people or more, we've cancelled the in-person October meeting of the IPMS Phoenix/Craig Hewitt Chapter. We continue to monitor the status of the disease here in the valley and will decide on whether to hold November's meeting at a time closer to that date.

Again, as usual, we'll have a virtual meeting on Tuesday, October 6, at 7:00PM via Zoom. Mike Mackowski continues to do a great job moderating the meetings. He is looking for someone who has a Zoom account so he can add an alternate moderator for both the club meeting and the Saturday get-togethers. You should have received an invitation to the meeting if you have given your electronic contact information to Lyn. This month, I'll do a brief bit of club business, but I haven't been able to generate a demonstration (bad word, that, these days...) for this month. So, we'll probably just go into show and tell if you want to talk about your latest 'lockdown build.' I look forward to seeing you there.

Of course, the big news this month has been the passing of our good friend Jim Pearsall. Our thoughts and hearts go out to his family and close friends as they deal with their loss. Shortly after hearing of Jim's passing, I learned of another friend of mine, Mark Bilas, owner of Wolfpak Decals and Spectre Resins, also passed away. That made for a pretty tough week all around. It does highlight what I've been saying in these messages recently. The best thing we can do is help each other. Stay in touch with your friends. Check up on one another. If you should find yourself in need of help, don't be afraid or too proud to ask for that help. Go to the club website, click on 'Contact Us.' Fill out the 'General Information Request' form on that page and submit it. It will get to me and I will do anything I can to get you what you need.

We will keep you all informed as to the activities of the club as soon as we can. In the meantime, be safe and care for one another. Thank you.

Steve

### Corsair Stop Press Dates 2020

|           |      |
|-----------|------|
| January   |      |
| February  |      |
| March     |      |
| April     |      |
| May       |      |
| June      |      |
| July      |      |
| August    | 25th |
| September | 25th |
| October   | 24th |
| November  | 23rd |
| December  | 20th |

### THIS ISSUE

|  |    |
|--|----|
| Online Display Photos.....                 | 2  |
| F4E Final Flight by Jim Pearsall .....     | 5  |
| Italeri 1/72 Sd. Kfz, 251-8 Ambulance..... | 8  |
| Club Contest Themes.....                   | 11 |
| Editors Corner.....                        | 12 |
| Club Meeting Calendar.....                 | 15 |
| Raffle Update & Upcoming Events.....       | 16 |
| Website References .....                   | 17 |

## Display Models




### DELUXE REDNECK PARTY POTTY.....

scratch built. 1/35 scale. Last gags- gun racks mounted on trailer and outhouse. Moonshine bottles. beer/'beverage' cup holders. My fav- your own 'target' deer. It was a little visually monochromatic so I placed it with about all the colorful vegetation I have. Chrome hub caps. Redid the skull in red/white/blue for more color.

Mike Mcfadden

## Display Models



1/32 Tamiya Spitfire Mk V111 by Craig Brown

## Display Models



Tamiya 1/48 Brewster F2A-2 Buffalo by Jordan Ross

I used the kit decals as I wanted to do the colorful paint scheme used by VF-2 aboard the USS Lexington in 1940. VF-2 aircraft did not have the mast antenna on the cowling.



## Platz 1/144 F-4EJ, Final Flight Jim Pearsall

### THE AIRCRAFT

The JASDF is nearing the end of service for their F-4EJ Phantom IIs. They have ordered F-35s as replacements. This aircraft is one of two from the 302<sup>nd</sup> Squadron which were celebrating the retirement of their F-4s. This one is the black one. They also had a white one. Japan will still have some Phantoms for about a year, depending on F-35 deliveries.


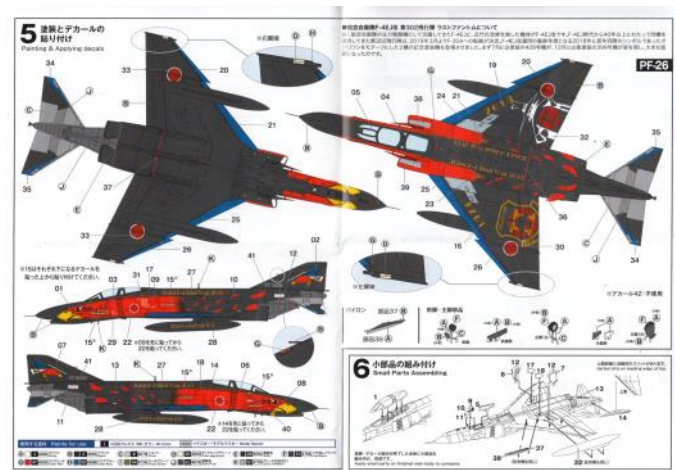
### THE MODEL

This kit was originally produced by F-Toys, a Japanese company specializing in pre-painted kits which are easy to assemble and finish. Platz then acquires the molds and makes kits which are pretty easy to assemble, but need to be painted and decals applied.



### ASSEMBLY

The assembly is not complicated, but to reach a desirable finished model, you need to do some work. I have a photo of one fuselage half with the really large holes for the other half to fit into. The idea for F-Toys builders is to slide the halves together, and no glue will be needed. In order to cut down the gaps between fuselage halves, I had to enlarge these holes, then the parts would fit. The wings and horizontal stabilizers were pretty good. I had to leave the canopy and landing gear off until after the decals.



## Platz 1/144 F-4EJ, Final Flight Jim Pearsall

### PAINTING

This one was pretty darned easy. Gloss black overall, with some special metallic colors for the exhaust cones and the area under the tail and on the horizontal stabs. I used gloss black, so there was no prep needed for decals.



### DECALS

Decals were marvelous. Also incredibly hard. Those eagles on the sides took up the whole side of the aircraft. They were on the nose, the intake splitters and on to the rest of the fuselage. On both sides. Then there were the feathers, the eagles on both sides of the tail, huge decals on the top of both wings and a decal for the cockpit. Thank goodness for the single hinomaru on each of the bottom wings. A spray of Future to prevent splitting or flaking, and I was ready to finish.



### FINAL ASSEMBLY

There really wasn't much left. The landing gear went together nicely and fit pretty cleanly. The gear doors have tabs on them to keep them in place. Easy to glue. The nose probe took a little work to get the pin to fit in the hole, but it's in there.

And the whole project was finished.



## Platz 1/144 F-4EJ, Final Flight Jim Pearsall


### OVERALL EVALUATION

This kit is fine, I'll recommend it for the markings. It can be built into a decent display model.



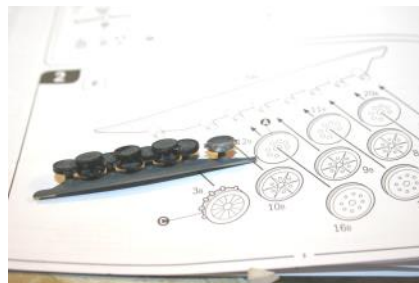
## Italeri 1/72 Sd. Kfz, 251-8 Ambulance Jim Pearsall

The Sd. Kfz. 251/8 was the ambulance version of the personnel carrier halftrack built by Hanomag. The vehicle was known in the Wehrmacht as the *Krankenpanzerwagen*, (armored ambulance). It could carry 8 “walking wounded” or 2 stretcher patients and 4 seated casualties.



### THE KIT

There are 4 sprues in the box, along with the decals and instructions. No clear parts. I pretty much followed the instructions as far as assembly, starting with the interior and then putting the top and bottom of the main compartment together. I did take a picture of the interior before I did the final assembly, because that's the last time anyone's going to see the driver's compartment, since there are no windows or openings.



I painted the entire vehicle panzer dark gray, including the wheels and the suspension parts. I then painted it with panzer schokobraun in stripes for the camouflage. I then painted the black tires on the track suspension and assembled the suspension parts.





## Italeri 1/72 Sd. Kfz, 251-8 Ambulance Jim Pearsall

I was very pleased with the fit of all of these parts. The only place I had any fit issue was the rear doors on the “passenger” compartment, which had a small gap. The body and the wheels went together very nicely.

I applied the decals at this time. My experience is that the more small and delicate parts I have on the model when I put on decals, the more I have to reinstall or repair. The decals came off the backing paper nicely, and were tough enough to be moved into position without tearing or folding. I did have a little trouble with the L shaped markings on the rear fenders, as they wanted to fold. But I convinced them to lie flat. Once the decals were dried, I sprayed a coat of Testors Acrylic Flat to reduce the shine from the Future and to protect the decals.



Next it was time to install the tracks. The tracks are “length and link” and do present some interesting moments during assembly. The length sections went onto the wheels quite nicely, and the individual links were put on the drive sprockets, they behaved well. But when it came time to put the links on the rear wheels, they would invariably turn 90 degrees so that the slot which was supposed to fit the next track link would go around the wheel. These were tiny parts, and just getting ahold of them with tweezers and reinstalling them was an exercise in miniature dexterity. I used Testors liquid cement thickened with tube glue to give me a sticky surface to put the track link on, and some time to do the reinstallation.



**Italeri 1/72 Sd. Kfz, 251-8 Ambulance  
Jim Pearsall**

I installed the finished track sections. They went into position neatly, and I was happy with that. I then installed the front tires and the headlights.

And the model was finished. I am happy with it. This kit has some intricate track parts, but the fit is good and the decals are very good.



# *2020 Club Contest Themes*

## **2020 Club Contest Themes**

**January:** OPEN (Anything you like)

**February:** Hollywood (Anything from movie or TV show)

**March:** Competition Vehicles (Anything Built For Racing)

**April:** Sci Fi/Fantasy

**May:** Getting Wet (Anything to do with Water)

**June:** Battle of Britain

**July:** Red, White & Blue (Must have all 3 colors on model)

**August:** Swap Meet

**Note there will be no competition due to the Swap Meet**

**September:** Vietnam (50th Anniversary of last major land battle in VN)

**October:** Coming In Hot (Anything made primarily for speed)

**November:** Personal relationship with subject

**December:** "White Elephant"

**Note there will be no competition due to the White Elephant**



# EDITORS CORNER

## BY LYN GORTON

By now most of you will have been made aware of Jim Pearall's passing this month. Jim was a great club member and also a great IPMS member and served as the IPMS historian. Jim's scale of choice was 1/144 and he submitted a lot of reviews to this newsletter as well as to the IPMS journal. He covered planes/boats and armour in his building and had a great collection of 1/144 aircraft. Jim was a regular contributor to the Corsair and I have included two of his reviews in this edition. The 1/72 ambulance was a step away from his usual 1/144 scale but treated with the same degree of care and attention. Jim left me with a few more reviews which I will include in future copies of The Corsair. For those of you who may want to attend his memorial note it is set for October 9th at 12:30 at the National Memorial Cemetery of Arizona, 23029 North Cave Creek Road, Phoenix AZ. 95024

On a happier note it should be brought to your attention that our club has been in the news lately. The latest edition of the IPMS Journal had Mike Mcfadden's "Redneck Houseboat" featured on the front cover as well as a full description of the building of the diorama in the journal. As you can see by this month's entries Mike is still adding to the diorama and has sent in some pictures of the Redneck porta potty which I assume will be making an appearance at the next competition.

Also included in the Journal was an article written by Brian Baker entitled Planes of Farm which traces some of the history of crop dusters and other aircraft used in a commercial role. Some of Brian's massive 1/72 collection appeared with the article which spanned 8 pages of the Journal and well worth a look at.

Just to cap it all off yours truly was awarded both the Best Newsletter for region 10 again (2 years in succession) and to further cap it all off was also awarded the Best Newsletter of the year (2020). The latter came as a phone call from Dave Lockhart at IPMS and I did hang up on him as I thought it was a spam call—all was well however as he called me back and we straightened things out.

I would like to thank all of you that have contributed to The Corsair over the last year either with articles and reviews or with pictures of your work. I notice that we are a bit short of pictures this month but I am putting that down to people being out of town or Covid weary. The fact that our newsletter is noticed is a great advert for the club and I am sure that all of your efforts are well received across the nation. So please keep those articles and pictures coming in. On the front page you will see all of the Stop Press dates so that you can get your contributions in.







# EDITORS CORNER

## BY LYN GORTON

Just in case you have forgotten we are still running a points competition and you will gain a point for every model submitted to the display page of the Corsair. Next month I hope to be able to publish the full chart of everyone's points total but as it stands right now the top 3 are

- 1) Chris Porche 62 points
- 2) Brian Baker 54 points
- 3) Michael Megee 40 points

Those of you who missed the 2020 nationals, don't give up and hang on to those entries. The 2021 Nationals will be held in Vegas—practically on our doorstep. I have included a flyer and poster on the last two pages of this letter and will keep them there so you have a reference for emails etc. From what I understand the hotel near the event is already sold out but please check with the convention organizers for updated information. Do not ask me questions about the 2021 Nationals because I have the same information as you do now.

**The Very BEST OF THE WEST**  
2021 IPMS/USA NATIONAL CONVENTION  
LAS VEGAS, NV

**AUGUST 18 - 21, 2021**

*A Convention Experience of a Lifetime awaits you in The Fabulous City of Las Vegas*

**The Rio Resort** is located just minutes from the airport and the famous Las Vegas Strip.

2,000 All-Suite Rooms for \$114 per night for up to ten days stay time.

4 luxurious swimming pools, day spa & gym.

13 Nightclubs, bars & lounges.

14 Restaurants, buffets and snack bars.

Free Parking

Enjoy our beautiful outdoor wonders or the unlimited shows, nightlife and gaming. When the model and vendor rooms close, the action begins.

Valley of Fire – Grand Canyon  
Fremont Street Experience  
The Strip – World Class Shopping  
Major Shows & Performers  
Fine Dining – Hoover Dam  
Lake Mead Boating Tours  
Museums – Gun Ranges – Speed Racing

67,000 square feet of luxuriously appointed convention space, all but an elevator ride away from your room and refreshments.

Ground-level load-in and out for vendors

Excellent lighting with thick easy-on-your-feet carpeting

Eight demo rooms

"We love Las Vegas, only light years from home and lots to see. Come join us for the 21 Nats"

Visit our website for information on Hotel Reservations - Resort Amenities Attractions - Sights & Sounds of Las Vegas - Organized Event Tours Contest Rules & Categories Contest & Vendor Forms

General Information  
director.nats2021@aol.com

Vendors  
vendors.nats2021@gmail.com

Website  
www.natslv2021.com

**2021 IPMS /USA NATIONAL CONVENTION**

**The Very BEST OF THE WEST**  
2021 IPMS/USA NATIONAL CONVENTION  
LAS VEGAS, NV

**LAS VEGAS, NEVADA  
AUG 18 - 21, 2021**

**AT THE RIO CASINO RESORT & CONVENTION CENTER**

2,000 All-Suite Rooms • 67,000 square feet of Luxuriously Appointed Convention Space  
350 Vendor Tables • 14 On-site Restaurants • Free Parking

*You'll never have to leave the resort to have a National Convention experience of a lifetime!*

**www.natslv2021.com**

**CONTACT US AT:**  
General Information: director.nats2021@aol.com  
Vendors: vendors.nats2021@gmail.com

# Membership

**For only \$1 a month you get all of this**

- . Monthly club newsletter**
- . Discounted club T-shirts**
- . Modelzona**
- . Monthly Raffle Prizes**
- . Monthly contest awards**
- . Annual club Christmas party**
- . And more**

**Remember that you have to be a member **in good standing** to enter and win competitions, get a copy of the monthly newsletter sent directly to your email, and vote for anything that the club brings to the table.**

**So Make sure to see Treasurer,  
“Bill Dunkle”, at the club meeting to sign up  
for membership**

**2020 CLUB MEETING CALENDAR**

All meetings held at American Legion Post #1, 364 N. 7th Ave., Phoenix, AZ 85003

**JANUARY 2020**

Tuesday 7th, 7pm  
Seminar/Speaker: Materials and  
Technique/Stuart Bricker

**JULY 2020**

Tuesday 7th, 7pm  
Seminar/Speaker:

**FEBRUARY 2020**

Tuesday 4th 7pm  
Seminar/Speaker: How to do  
Research/Scott Cohen

**AUGUST 2020**

Tuesday 4th, 7pm  
Seminar/Speaker:

**MARCH 2020**

Tuesday 3rd, 7pm  
Seminar/Speaker:  
Airbrush Cleaning and Maintenance  
Mike Mackowski

**SEPTEMBER 2020**

Tuesday 1st, 7pm  
Seminar/Speaker:

**APRIL 2020**

Tuesday 7th 7pm  
Seminar/Speaker:

**OCTOBER 2020**

Tuesday 6th, 7pm  
Seminar/Speaker:

**MAY 2020**

Tuesday 5th, 7pm  
Seminar/Speaker:  
Brian Baker  
Aircraft at Oshkosh air show

**NOVEMBER 2020**

Tuesday 3rd, 7pm  
Seminar/Speaker:

**JUNE 2020**

Tuesday 2nd, 7pm  
Seminar/Speaker:

**DECEMBER 2020**

Tuesday 1st, 7pm  
Event: *White Elephant*



## Raffle will resume once our meetings recommence with the following items

Tickets are \$1 or six for \$5.

- Item A: Emhar 1/72 9th Century Viking Ship
- Item B: Ban Dai 1/144 Star Wars Millennium Falcon
- Item C: Hobby Boss 1/72 UH-60A Blackhawk
- Item D: Revell 1/72 M2A2 Bradley
- Item E: Hasegawa 1/48 F6F-3 Hellcat "USS Essex"
- Item F: Italeri 1/72 A-6E Intruder USN/USMC
- Item G: AMT/ERTL 1/25 1966 Ford Thunderbird
- Item H: New Item from Hobby Depot

Note that there will be a Special Raffle this month. The kit is an **Academy 1/32 scale F/A-18C Hornet**. This is a nice model and the box is still sealed. Tickets are \$5.00 each or 5 for \$20.00. Bring money, don't forget to stop by the bank for your cash!

## UPCOMING EVENTS

**Modelzona—Postponed (Date TBA)**  
**Nationals—Las Vegas August 18-21 2021**

## IPMS Phoenix / Craig Hewitt Chapter

### 2020 Chapter Officers

The club meets at 7pm on the first Tuesday of each month at the American Legion Post #1 in Phoenix. Check the club website at [www.ipms-phoenix.org](http://www.ipms-phoenix.org) for more meeting info.

#### **American Legion Post #1**

364 N. 7th Ave.  
Phoenix, AZ 85003

The post is located South of I-10 just a few blocks North of Van Buren. Look for the huge American flag.

|                         |                     |   |
|-------------------------|---------------------|---|
| President.....          | Steve Collins.....  | <a href="http://www.ipms-phoenix.com/">http://www.ipms-phoenix.com/</a> |
| Vice President.....     | Don Stewart .....   | <a href="http://www.ipms-phoenix.com/">http://www.ipms-phoenix.com/</a> |
| Secretary .....         | John Carroll .....  | <a href="http://www.ipms-phoenix.com/">http://www.ipms-phoenix.com/</a> |
| Treasurer .....         | Bill Dunkle.....    | <a href="http://www.ipms-phoenix.com/">http://www.ipms-phoenix.com/</a> |
| Member At Large.....    | Stuart Bricker..... | <a href="http://www.ipms-phoenix.com/">http://www.ipms-phoenix.com/</a> |
| Membership Chair.....   | Lyn Gorton.....     | <a href="http://www.ipms-phoenix.com/">http://www.ipms-phoenix.com/</a> |
| Webmaster.....          | Tim Bongard.....    | <a href="http://www.ipms-phoenix.com/">http://www.ipms-phoenix.com/</a> |
| Newsletter Editor ..... | Lyn Gorton .....    | <a href="mailto:lyngorton@hotmail.com">lyngorton@hotmail.com</a>        |



## Useful Links

|  |   |
|--|---|
| Bjorn Jacobsen—Aircraft Dioramas   | <a href="http://www.dioramas-and-models.com">www.dioramas-and-models.com</a>                    |
| Plasmo—good visual instructions on “You Tube”                                    | just search for plasmo  |
| Kittyhawk replacement parts  | <a href="mailto:Sophialynn@gmail.com">Sophialynn@gmail.com</a>                                  |
| Trumpeter replacement parts  | <a href="mailto:Joanna@trumpeter-china.com">Joanna@trumpeter-china.com</a>                      |
| Special Hobby  | <a href="http://www.specialhobby.Ev/contact">www.specialhobby.Ev/contact</a>                    |
| Tamiya—US  | <a href="mailto:support@Tamiya.com">support@Tamiya.com</a>                                      |
| <a href="mailto:MRCsupport@modelrectifier.com">MRCsupport@modelrectifier.com</a> |   |
| Rivet detail and schematic drawings  | <a href="http://www.airwar.ru">www.airwar.ru</a>  |
| Fine Scale modeling techniques   | <a href="http://paulbudzik.com">http://paulbudzik.com</a>                                       |
| “How to “Videos  | <a href="https://www.youtube.com/Andyshobbyheadquarters">Youtube.com/Andyshobbyheadquarters</a> |
| Online magazine for all things avionic   | <a href="http://www.wingleadermagazine.co.uk">www.wingleadermagazine.co.uk</a>                  |
| Sky Harbor Informational site  | <a href="http://www.visitingphx.com/index.html">http://www.visitingphx.com/index.html</a>       |
| Military Colors And Camouflage   | <a href="http://www.theworldwars.net/resources/">http://www.theworldwars.net/resources/</a>     |

If you have a good reference site let me have a brief description and a web address and we will keep this list as a reference.


## Join the **IPMS/USA!**

\$30 annual membership includes a one year subscription to the IPMS Journal. Visit [www.ipmsusa.org](http://www.ipmsusa.org) to download a membership form. Or you can write to:



IPMS/USA PO Box 1411  
Riverview,  
FL 33568-1411

Membership also gives you access to the online Discussion Forum, where you can exchange ideas and information with other members of IPMS.



## CONTENT NEEDED!!!!

The Corsair needs your help! To keep this newsletter filled with all the great content, I need your help with content. Here are some useful items that I can use to put together future issues each month:

- Kit reviews/In-box reviews
- Website links
- Modeling related articles
- Commentary and featured columns
- Neat, strange or otherwise shareable pictures
- Book reviews
- Trip and vacation write-ups

Anything you have can be used. Don't hesitate. Even a few paragraphs are great.



# SUPPORT YOUR LOCAL HOBBY SHOP!



*RIGHT  
STUFF,  
RIGHT PRICE*

[www.thehobbydepot.com](http://www.thehobbydepot.com)

216 W. Southern Ave.  
Tempe, AZ 85282



**Rhino's  
Hobby Tools  
& More**

f Rhino's Hobby Tools & More

Michael Ronnau  
cactus\_rhino@cox.net

[www.airline-hobby.com](http://www.airline-hobby.com)

*Your One Stop Source for  
Scale Model Airliner Kits, Decals,  
Diecasts and Accessories*

**HOBBY BENCH**

*2 Great Locations!*

8058 N. 19th Ave.  
NW corner  
19th Ave. & Northern  
602-995-1755

4240 W. Bell Rd.  
NE corner  
43rd Ave. & Bell  
602-547-1828

**WAR BOOKS**  
AND HOBBIES

KEITH PEIPER, MANAGER

(480) 994-2263

AVALON\_WAR\_BOOKS@YAHOO.COM

**WE BUY COLLECTIONS**

**space in miniature**

**Space modeling reference books  
by Mike Mackowski.**

[www.spaceinminiature.com](http://www.spaceinminiature.com)



THE MAD MEATBALL

**MIKE CHOLEWA**

**602-944-4096**

"DEALER IN PRE-OWNED PLASTIC"

12629 NORTH 21ST DRIVE PHOENIX, AZ 85029



**ANDY'S HOBBY  
HEADQUARTERS**



15224 N. 59th Avenue, Suite 12  
Glendale, AZ, 85306  
tel. (602) 439-1456



**Tru-Color Paint**

Model Railroad, Automobile,  
and Building Paint

**Scott Cohen**

Marketing, Finance, Product Development,  
Supply Chain, Inventory & QC/QA

Post Office Box 74524  
Phoenix, AZ, 85087-4524  
tru.colorpaint1@yahoo.com

Sales: (714) 488-9779

Info: (623) 551-2548

[www.trucolorpaint.com](http://www.trucolorpaint.com)





**AUGUST 18 - 21, 2021**

*A Convention Experience of a Lifetime awaits you in The Fabulous City of Las Vegas*



Free Parking



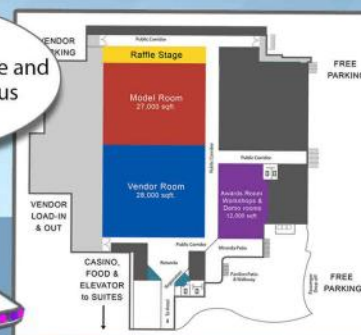
Valley of Fire – Grand Canyon  
Fremont Street Experience  
The Strip - World Class Shopping  
Major Shows & Performers  
Fine Dining - Hoover Dam  
Lake Mead Boating Tours  
Museums - Gun Ranges - Speed  
Racing



## Eight demo rooms



"We love Las Vegas,  
only light years from home and  
lots to see. Come join us  
for the 21' Nats"



Website  
[www.natslv2021.com](http://www.natslv2021.com)



# 2021 IPMS /USA NATIONAL CONVENTION



## LAS VEGAS, NEVADA AUG 18 - 21, 2021

**AT THE RIO CASINO RESORT & CONVENTION CENTER**

2,000 All-Suite Rooms • 67,000 square feet of Luxuriously Appointed Convention Space  
350 Vendor Tables • 14 On-site Restaurants • Free Parking

*You'll never have to leave the resort to have a National Convention experience of a lifetime!*

**[www.natslv2021.com](http://www.natslv2021.com)**

**CONTACT US AT:**

**General Information: [director.nats2021@aol.com](mailto:director.nats2021@aol.com)**

**Vendors: [vendors.nats2021@gmail.com](mailto:vendors.nats2021@gmail.com)**