

CERTIFICATE

2022

To the Clerk of Anderson County, State of Kansas

We, the undersigned, officers of

City of Garnett

- certify that: (1) the hearing mentioned in the attached publication was held;
 (2) after the Budget Hearing this budget was duly approved and adopted as the maximum expenditures for the various funds for the year 2022; and
 (3) the Amounts(s) of 2021 Ad Valorem Tax are within statutory limitations.

			2022 Adopted Budget		
			Budget Authority for Expenditures	Amount of 2021 Ad Valorem Tax	County Clerk's Use Only
Table of Contents:					
Computation to Determine Limit for 2022		Page No. 2			
Allocation of MVT, RVT, 16/20M Veh Tax		3			
Schedule of Transfers		4			
Statement of Indebtedness		5			
Statement of Lease-Purchases		6			
Computation to Determine State Library Grant		6			
Fund	K.S.A.				
General	12-101a	7	2,386,238	601,830	
Airport	3-121	8	146,000	73,170	
Debt Service	10-113	9	375,000		
Library	12-1220	9	214,000	179,215	
Public Safety	Charter Ord. 27	10	1,150,000	325,785	
Special Highway		10	635,000		
Tourism		11	35,000		
Special Parks and Recreation		11	10,000		
Economic Development		11	100,000		
Parkside #1		12	215,000		
Parkside #2		12	215,000		
Park Plaza North		12	375,649		
Electric		13	3,982,500		
Gas		13	1,874,500		
Sanitation		14	455,000		
Wastewater		14	601,500		
Water		14	1,613,250		
Non-Budgeted Funds		15			
Totals		xxxxxx	14,383,637	1,180,000	
Budget Summary		16			
Neighborhood Revitalization Rebate		17			

County Clerk's Use Only

 Nov 1, 2021 Total Assessed Valuation



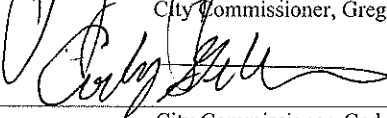
Assisted by: _____

Address: _____

Email: _____

Date Attested: _____ 2021

County Clerk


 Mayor, Jody Cole

 City Commissioner, Greg A. Gwin

 City Commissioner, Cody Gettler

Governing Body

City of Garnett

2022

Allocation of MV, RV, 16/20M, Commercial Vehicle, and Watercraft Tax Estimates

Budgeted Fund for 2021	Ad Valorem Levy Tax Year 2020	Allocation for Year 2022				
		MVT	RVT	16/20M Veh	Comm Veh	Watercraft
General	425,805	47,421	913	364	1,966	214
Debt Service	85,655	9,539	184	73	395	43
Library	177,855	19,807	381	152	821	89
Airport	66,070	7,358	142	57	305	33
Public Safety	364,615	40,606	782	312	1,683	183
TOTAL	1,120,000	124,731	2,402	958	5,170	562

County Treas Motor Vehicle Estimate	124,731					
County Treas Recreational Vehicle Estimate		2,401				
County Treas 16/20M Vehicle Estimate			958			
County Treas Commercial Vehicle Tax Estimate					5,170	
County Treas Watercraft Tax Estimate						563

Motor Vehicle Factor	0.11137					
Recreational Vehicle Factor		0.00214				
16/20M Vehicle Factor			0.00086			
Commercial Vehicle Factor				0.00462		
Watercraft Factor						0.00050

City of Garnett

2022

Schedule of Transfers

Expenditure Fund Transferred From:	Receipt Fund Transferred To:	Actual Amount for 2020	Current Amount for 2021	Proposed Amount for 2022	Transfers Authorized by Statute
Airport Fund	Capital Improvements Fund	20,000	20,000	20,000	12-1, 118
Airport Fund	Equipment Reserve Fund	2,500	2,500	2,500	12-1, 117
Airport Fund	Tax Refund Reserve Fund	25,000	25,000	25,000	Ord. No. 4192
Airport Fund	Tax Refund Litigation Fund	10,000	10,000	10,000	Ord. No. 4192
Debt Service Fund	Tax Refund Reserve Fund	25,000	25,000	25,000	Ord. No. 4192
Debt Service Fund	Tax Refund Litigation Fund	10,000	10,000	10,000	Ord. No. 4192
Electric Fund	Capital Improvements Fund	175,000	210,000	210,000	12-1, 118
Electric Fund	Debt Service Fund	31,000	34,000	34,000	12-825d
Electric Fund	Economic Development Fund	35,000	40,000	50,000	12-825d
Electric Fund	Equipment Reserve Fund	37,500	72,500	72,500	12-1, 117
Electric Fund	General Fund	600,000	690,000	690,000	12-825d
Gas Fund	Capital Improvements Fund	7,750	7,500	7,500	12-1, 118
Gas Fund	Equipment Reserve Fund	17,500	20,250	20,250	12-1, 117
Gas Fund	General Fund	60,000	-	-	12-825d
Gas Fund	Public Safety Fund	300,000	600,000	510,000	12-825d
Gas Fund	Debt Service Fund			295,000	12-825d
General Fund	Capital Improvements Fund	20,750	20,000	20,000	12-1, 118
General Fund	Equipment Reserve Fund	76,000	82,500	82,500	12-1, 117
General Fund	Tax Refund Reserve Fund	45,000	45,000	45,000	Ord. No. 4192
General Fund	Tax Refund Litigation Fund	15,000	15,000	15,000	Ord. No. 4192
Library Fund	Capital Improvements Fund	20,000	5,000	5,000	12-1, 118
Public Safety Fund	Capital Improvements Fund	52,500	15,000	15,000	12-1, 118
Public Safety Fund	Equipment Reserve Fund	59,000	57,500	57,500	12-1, 117
Public Safety Fund	Tax Refund Reserve Fund	45,000	45,000	45,000	Ord. No. 4192
Public Safety Fund	Tax Refund Litigation Fund	15,000	15,000	15,000	Ord. No. 4192
Sanitation Fund	Capital Improvements Fund	1,500	2,500	2,500	12-1, 118
Sanitation Fund	Equipment Reserve Fund	15,000	15,000	15,000	12-1, 117
Wastewater Fund	Capital Improvements Fund	35,000	22,000	22,000	12-1, 118
Wastewater Fund	Debt Service Fund	221,500	488,000	12,750	12-825d
Wastewater Fund	Equipment Reserve Fund	5,000	7,500	7,500	12-1, 117
Wastewater Fund	Public Safety Fund	-	-	90,000	12-1, 117
Water Fund	Capital Improvements Fund	45,000	45,000	45,000	12-1, 118
Water Fund	Debt Service Fund	125,000	172,500	-	12-825d
Water Fund	Equipment Reserve Fund	12,500	12,500	12,500	12-1, 117
Water Fund	Public Safety Fund	300,000	-	-	12-825d
	Totals	2,465,000	2,831,750	2,489,000	
	Adjustments				
	Adjusted Totals	2,465,000	2,831,750	2,489,000	

*Note:

Adjustments are required only if the transfer is being made in 2021 and/or 2022 from a non-budgeted fund.

City of Garnett

2022

STATEMENT OF INDEBTEDNESS

Type of Debt	Date of Issue	Date of Retirement	Interest Rate %	Amount Issued	Beginning Amount Outstanding Jan 1, 2021	Date Due		Amount Due 2021		Amount Due 2022	
						Interest	Principal	Interest	Principal	Interest	Principal
General Obligation:											
City Complex and Streets Bond	2/1/2008	10/1/2023	3.90 - 4.15	1,190,000	125,000	4/1 & 10/1	10/1	5,188	40,000	3,528	40,000
Water Tower, Wastewater Lines, and Pool	10/1/2012	10/1/2023	2.125 - 2.50	3,010,000	635,000	4/1 & 10/1	10/1	14,525	275,000	7,650	285,000
Electric and Wastewater Improvements Bond	12/10/2015	10/1/2035	2.25 - 4.00	645,000	515,000	4/1 & 10/1	10/1	16,750	30,000	15,550	30,000
Total G.O. Bonds					1,275,000			36,463	345,000	26,728	355,000
Revenue Bonds:											
Housing Bond	3/15/2006	10/1/2028	5.00 - 5.25	2,395,000	780,000	4/1 & 10/1	10/1	40,513	80,000	36,413	85,000
Total Revenue Bonds					780,000			40,513	80,000	36,413	85,000
Other:											
Total Other					0			0	0	0	0
Total Indebtedness					2,055,000			76,976	425,000	63,141	440,000

City of Garnett

2022

STATEMENT OF CONDITIONAL LEASE-PURCHASE AND CERTIFICATE OF PARTICIPATION*

Item Purchased	Contract Date	Term of Contract (Months)	Interest Rate %	Total Amount Financed (Beginning Principal)	Principal Balance On Jan 1, 2021	Payments Due 2021	Payments Due 2022
2017 Freightliner Trash Truck	8/19/2016	120	2.50	129,961	81,890	14,854	14,854
Totals					81,890	14,854	14,854

***If you are merely leasing/renting with no intent to purchase, do not list--such transactions are not lease-purchases.

Payments are made from the following funds: 2021 2022

Sanitation Fund	14,854	14,854
-----------------	--------	--------

**WORKSHEET FOR STATE GRANT-IN-AID TO PUBLIC LIBRARIES AND
REGIONAL LIBRARY SYSTEMS**

Budgeted Year: 2022

Library found in: City of Garnett
Anderson County

Two tests are used to determine eligibility for State Library Grant. If the grant is approved, then the municipality's library will be paid the grant on February 15 of each year.

First test:

	Current Year <u>2021</u>	Proposed Year <u>2022</u>
Ad Valorem	\$168,962	\$179,215
Delinquent Tax	\$2,000	\$0
Motor Vehicle Tax	\$19,000	\$19,807
Recreational Vehicle Tax	\$275	\$381
16/20M Vehicle Tax	\$177	\$152
LAVTR	\$0	\$0
	\$0	\$0
TOTAL TAXES	\$190,414	\$199,555
Difference in Total Taxes:	\$9,141	
Qualify for grant:	Qualify	

Second test:

Assessed Valuation	\$24,406,406	\$24,430,052
Did Assessed Valuation Decrease?	No	
Levy Rate	7.287	7.336
Difference in Levy Rate:	0.049	
Qualify for grant:	Qualify	

Overall does the municipality qualify for a grant? **Qualify**

If the municipality would not have qualified for a grant, please see the below narrative for assistance from the State Library.

City of Garnett

2022

FUND PAGE FOR FUNDS WITH A TAX LEVY

Adopted Budget General	Prior Year Actual for 2020	Current Year Estimate for 2021	Proposed Budget Year for 2022
Unencumbered Cash Balance Jan 1	390,465	462,389	358,271
Receipts:			
Ad Valorem Tax	444,704	404,515	xxxxxxxxxxxxxxxxxxxxxx
Delinquent Tax	13,265	3,800	100
Motor Vehicle Tax	44,310	45,000	47,421
Recreational Vehicle Tax	969	700	913
16/20M Vehicle Tax	326	407	364
Commercial Vehicle Tax	2,050	2,270	1,966
Watercraft Tax	268	190	214
Special Assessments	6,110	0	0
LAVTR	0	0	0
City and County Revenue Sharing	0	0	0
Sales Tax (From County)	289,572	280,000	275,000
Sales Tax (From City)	26,823	27,500	22,500
Franchise Tax	106,450	105,000	100,000
Liquor Tax	3,116	2,250	2,250
Alcohol Licenses	2,125	2,000	2,000
Pet Licenses	11,418	11,250	11,000
Permits and Licenses	10,801	9,000	8,500
Camping Permits	38,963	20,750	20,000
Cemetery Fees	8,404	8,000	7,500
Municipal Court Fines	98,025	100,000	95,000
Recreation Center Memberships	42,103	45,000	42,500
Recreational Tournament Fees	250	250	250
Recreational Team Sponsor Fees	1,250	1,250	500
Recreational Enrollment Fees	15,767	25,000	20,000
Recreational Event Admission Fees	1,089	10,000	10,000
Concession Stand Sales	476	10,000	10,000
State Program Reimbursements	26,571	26,500	26,500
Recreation Center Rental Revenue	1,158	2,750	2,250
Rental of Property	4,352	2,500	2,000
Interest on Idle Funds	111,062	35,000	30,000
Transfer from Electric Fund	600,000	690,000	690,000
Transfer from Gas Fund	60,000	0	0
Neighborhood Revitalization Rebate			-5,213
Miscellaneous	45,602	15,000	15,000
Does miscellaneous exceed 10% Total Rec			
Total Receipts	2,017,379	1,885,882	1,438,515
Resources Available:	2,407,844	2,348,271	1,796,786

Adopted Budget General	Prior Year Actual for 2020	Current Year Estimate for 2021	Proposed Budget Year for 2022
Resources Available:	2,407,844	2,348,271	1,796,786
Expenditures:			
Government Administration	774,800	780,750	924,738
Community Development Department	273,725	227,000	344,250
Parks, Recreation, and Cemetery Department	512,488	623,250	692,250
Street and Stormwater Department	324,442	299,000	365,000
General Fund All Purpose Transfers	60,000	60,000	60,000
Subtotal detail (Should agree with detail)	1,945,455	1,990,000	2,386,238
Cash Forward (2022 column)			
Miscellaneous			
Does miscellaneous exceed 10% Total Exp			
Total Expenditures	1,945,455	1,990,000	2,386,238
Unencumbered Cash Balance Dec 31	462,389	358,271	xxxxxxxxxxxxxxxxxxxxxx
2020/2021/2022 Budget Authority Amount:	2,140,000	2,170,000	2,386,238
Non-Appropriated Balance			
Total Expenditure/Non-Appr Balance			2,386,238
Tax Required			589,452
Delinquent Comp Rate: 2.1%			12,378
Amount of 2021 Ad Valorem Tax			601,830

City of Garnett

2022

Adopted Budget	Prior Year	Current Year	Proposed Budget
General Fund - Detailed Expenditures	Actual for 2020	Estimate for 2021	Year for 2022
Expenditures:			
Government Administration			
Personnel Expenses	636,190	625,000	740,088
Contractual Expenses	89,152	99,000	113,750
Commodity Expenses	43,958	51,750	65,900
Transfer to Capital Improvement Fund	3,000	2,500	2,500
Transfer to Equipment Reserve Fund	2,500	2,500	2,500
Total	774,800	780,750	924,738
Community Development Department			
Personnel Expenses	215,037	170,750	264,700
Contractual Expenses	5,319	5,750	5,250
Commodity Expenses	48,369	45,500	69,300
Transfer to Capital Improvement Fund	2,500	2,500	2,500
Transfer to Equipment Reserve Fund	2,500	2,500	2,500
Total	273,725	227,000	344,250
Parks, Recreation, and Cemetery Department			
Personnel Expenses	284,586	372,500	403,250
Contractual Expenses	46,983	55,750	61,400
Commodity Expenses	125,669	135,000	167,600
Transfer to Capital Improvement Fund	12,750	12,500	12,500
Transfer to Equipment Reserve Fund	42,500	47,500	47,500
Total	512,488	623,250	692,250
Street and Stormwater Department			
Personnel Expenses	226,369	212,250	253,050
Contractual Expenses	9,251	7,500	9,000
Commodity Expenses	57,822	46,750	66,450
Transfer to Capital Improvement Fund	2,500	2,500	2,500
Transfer to Equipment Reserve Fund	28,500	30,000	34,000
Total	324,442	299,000	365,000
General Fund All Purpose Transfers			
Transfer to Tax Refund Reserve Fund	45,000	45,000	45,000
Transfer to Tax Refund Litigation Fund	15,000	15,000	15,000
Total	60,000	60,000	60,000
Page Total	1,945,455	1,990,000	2,386,238

Adopted Budget	Prior Year	Current Year	Proposed Budget
Airport	Actual for 2020	Estimate for 2021	Year for 2022
Unencumbered Cash Balance Jan 1	13,600	41,512	48,824
Receipts:			
Ad Valorem Tax	102,850	62,767	XXXXXXXXXXXXXXXXXXXX
Delinquent Tax	2,864	900	0
Motor Vehicle Tax	10,568	8,000	7,358
Recreational Vehicle Tax	231	150	142
16/20M Vehicle Tax	73	100	57
Commercial Vehicle Tax	490	550	305
Watercraft Tax	64	45	33
Rental of Property	7,045	5,750	5,750
Fuel Sales	21,166	12,500	12,500
FAA CARES Operational Grant	0	42,000	0
Neighborhood Revitalization Rebate			-634
Miscellaneous	783	550	0
Does miscellaneous exceed 10% Total Rec			
Total Receipts	146,134	133,312	25,511
Resources Available:	159,734	174,824	74,335
Expenditures:			
Personnel Expenses	20,703	26,000	31,250
Contractual Expenses	7,686	5,600	8,000
Commodity Expenses	32,333	36,900	46,750
Transfer to Capital Improvement Fund	20,000	20,000	22,500
Transfer to Equipment Reserve Fund	2,500	2,500	2,500
Transfer to Tax Refund Reserve Fund	25,000	25,000	25,000
Transfer to Tax Refund Litigation Fund	10,000	10,000	10,000
Miscellaneous	0	0	0
Does miscellaneous exceed 10% Total Exp			
Total Expenditures	118,222	126,000	146,000
Unencumbered Cash Balance Dec 31	41,512	48,824	XXXXXXXXXXXXXXXXXXXX
2020/2021/2022 Budget Authority Amount:	122,500	132,500	146,000
Non-Appropriated Balance			
ture/Non-Appr Balance			146,000
Delinquent Comp Rate:		Tax Required	71,665
Amount of 2021 Ad Valorem Tax		2.1%	1,505
			73,170

City of Garnett

2022

FUND PAGE FOR FUNDS WITH A TAX LEVY

Adopted Budget	Prior Year Actual for 2020	Current Year Estimate for 2021	Proposed Budget Year for 2022
Debt Service			
Unencumbered Cash Balance Jan 1	61,533	52,435	4,199
Receipts:			
Ad Valorem Tax	52,055	81,372	XXXXXXXXXXXXXXXXXX
Delinquent Tax	1,933	0	0
Motor Vehicle Tax	4,348	4,250	9,539
Recreational Vehicle Tax	93	75	184
16/20M Vehicle Tax	78	15	73
Commercial Vehicle Tax	188	185	395
Watercraft Tax	25	0	43
Special Assessment Taxes	23,527	21,867	21,867
Streets Bond Reimbursement From County	11,660	11,500	11,500
Sales Tax (From City Levy)	118,486	0	0
Transfer from Electric	31,000	34,000	33,000
Transfer from Wastewater	221,500	488,000	12,750
Transfer from Water	125,000	172,500	0
Transfer from Gas	0	0	295,000
Neighborhood Revitalization Rebate			0
Miscellaneous	0	0	0
Does miscellaneous exceed 10% Total Rec			
Total Receipts	589,893	813,764	384,351
Resources Available:	651,426	866,199	388,550
Expenditures:			
Ball Complex and Library Bond - Principal	95,000	0	0
Ball Complex and Library Bond - Interest	3,800	0	0
City Complex and Streets Bond - Principal	80,000	125,000	0
City Complex and Streets Bond - Interest	8,508	5,188	0
Water, Sewer, and Pool Bond - Principal	265,000	635,000	0
Water, Sewer, and Pool Bond - Interest	21,150	14,525	0
Electric and Wastewater Bond - Principal	25,000	30,000	30,000
Electric and Wastewater Bond - Interest	17,750	16,750	15,550
Water Line Improvements Loan - Principal	31,312	0	0
Water Line Improvements Loan - Interest	16,471	0	0
Transfer to Tax Refund Reserve Fund	25,000	25,000	25,000
Transfer to Tax Refund Litigation Fund	10,000	10,000	10,000
Gas Loan Payment - Principal	0	0	286,944
Gas Loan Payment - Interest	0	0	6,709
Miscellaneous	0	537	797
Does miscellaneous exceed 10% Total Exp			
Total Expenditures	598,991	862,000	375,000
Unencumbered Cash Balance Dec 31	52,435	4,199	XXXXXXXXXXXXXXXXXX
2020/2021/2022 Budget Authority Amount:	600,000	1,307,500	375,000
		Non-Appropriated Balance	
		Total Expenditure/Non-Appr Balance	375,000
		Tax Required	0
Delinquent Comp Rate:	2.1%		0
Amount of 2021 Ad Valorem Tax			0

Adopted Budget	Prior Year Actual for 2020	Current Year Estimate for 2021	Proposed Budget Year for 2022
Library			
Unencumbered Cash Balance Jan 1	16,721	29,644	18,773
Receipts:			
Ad Valorem Tax	186,116	168,962	XXXXXXXXXXXXXXXXXX
Delinquent Tax	5,892	2,000	0
Motor Vehicle Tax	19,229	19,000	19,807
Recreational Vehicle Tax	419	275	381
16/20M Vehicle Tax	174	177	152
Commercial Vehicle Tax	880	975	821
Watercraft Tax	114	90	89
Neighborhood Revitalization Rebate			-1,552
Miscellaneous	2,576	150	0
Does miscellaneous exceed 10% Total Rec			
Total Receipts	215,400	191,629	19,698
Resources Available:	232,121	221,273	38,471
Expenditures:			
Personnel Expenses	122,726	135,175	148,000
Contractual Expenses	12,360	13,025	14,500
Commodity Expenses	65,391	39,300	46,500
Transfer to Capital Improvement Fund	2,000	15,000	5,000
Miscellaneous			
Does miscellaneous exceed 10% Total Exp			
Total Expenditures	202,477	202,500	214,000
Unencumbered Cash Balance Dec 31	29,644	18,773	XXXXXXXXXXXXXXXXXX
2020/2021/2022 Budget Authority Amount:	202,500	210,000	214,000
		Non-Appropriated Balance	
		Total Expenditure/Non-Appr Balance	214,000
		Tax Required	175,529
Delinquent Comp Rate:	2.1%		3,686
Amount of 2021 Ad Valorem Tax			179,215

City of Garnett

2022

FUND PAGE FOR FUNDS BOTH WITH AND WITHOUT A TAX LEVY

Adopted Budget Public Safety	Prior Year Actual for 2020	Current Year Estimate for 2021	Proposed Budget Year for 2022
Unencumbered Cash Balance Jan 1	161,107	151,023	190,172
Receipts:			
Ad Valorem Tax	334,867	346,384	XXXXXXXXXXXXXXXXXXXX
Delinquent Tax	11,110	3,250	0
Motor Vehicle Tax	33,101	30,000	40,606
Recreational Vehicle Tax	722	500	782
16/20M Vehicle Tax	283	310	312
Commercial Vehicle Tax	1,520	1,725	1,683
Watercraft Tax	199	150	183
School Resource Officer Services	24,328	5,928	0
Sale of City Property	100	0	0
Transfer from Gas Fund	300,000	600,000	510,000
Transfer from Wastewater Fund	0	0	90,000
Transfer from Water Fund	225,000	0	0
Neighborhood Revitalization Rebate			-2,822
Miscellaneous	39,136	902	0
Does miscellaneous exceed 10% Total Rec			
Total Receipts	970,366	989,149	640,744
Resources Available:	1,131,473	1,140,172	830,916
Expenditures:			
Fire Department			
Personnel Expenses	65,332	36,900	45,600
Contractual Expenses	4,752	5,650	5,250
Commodity Expenses	33,267	29,700	44,650
Transfer to Capital Improvement Fund	2,500	2,500	2,500
Transfer to Equipment Reserve Fund	17,500	17,500	17,500
Total	123,351	92,250	115,500
Police Department			
Personnel Expenses	583,354	654,250	806,500
Contractual Expenses	51,859	36,400	47,750
Commodity Expenses	70,386	54,600	65,250
Transfer to Capital Improvement Fund	50,000	12,500	10,000
Transfer to Equipment Reserve Fund	41,500	40,000	45,000
Total	797,099	797,750	974,500
Public Safety Fund All Purpose Transfers			
Transfer to Tax Refund Reserve Fund	45,000	45,000	45,000
Transfer to Tax Refund Litigation Fund	15,000	15,000	15,000
Total	60,000	60,000	60,000
Miscellaneous			
Does miscellaneous exceed 10% Total Exp			
Total Expenditures	980,450	950,000	1,150,000
Unencumbered Cash Balance Dec 31	151,023	190,172	XXXXXXXXXXXXXXXXXXXX
2020/2021/2022 Budget Authority Amount:	1,100,000	1,150,000	1,150,000
Non-Appropriated Balance			
Total Expenditure/Non-Appr Balance			1,150,000
Tax Required			319,084
Delinquent Comp Rate: 2.1%			6,701
Amount of 2021 Ad Valorem Tax			325,785

Adopted Budget Special Highway	Prior Year Actual for 2020	Current Year Estimate for 2021	Proposed Budget Year for 2022
Unencumbered Cash Balance Jan 1	148,986	239,847	303,487
Receipts:			
State of Kansas Gas Tax	84,529	83,640	83,190
Sales Tax (From City Levy)	148,107	230,000	250,000
Miscellaneous			
Does miscellaneous exceed 10% Total Rec			
Total Receipts	232,636	313,640	333,190
Resources Available:	381,622	553,487	636,677
Expenditures:			
Street Projects	134,923	220,000	600,000
Curb and Gutter Projects	6,852	25,000	30,000
Sidewalk Projects	0	5,000	5,000
Alley Projects	0	0	0
Miscellaneous			
Does miscellaneous exceed 10% Total Exp			
Total Expenditures	141,775	250,000	635,000
Unencumbered Cash Balance Dec 31	239,847	303,487	1,677
2020/2021/2022 Budget Authority Amount:	200,000	400,000	635,000

City of Garnett

2022

FUND PAGE FOR FUNDS WITH NO TAX LEVY

Adopted Budget Tourism	Prior Year Actual for 2020	Current Year Estimate for 2021	Proposed Budget Year for 2022
Unencumbered Cash Balance Jan 1	40,964	52,663	40,163
Receipts:			
Transient Guest Tax	29,596	22,500	22,500
Miscellaneous	0	0	0
Does miscellaneous exceed 10% Total Rec			
Total Receipts	29,596	22,500	22,500
Resources Available:	70,560	75,163	62,663
Expenditures:			
Local Event Grants	10,140	25,000	25,000
Marketing	7,757	7,500	7,500
Programs	0	2,500	2,500
Miscellaneous			
Does miscellaneous exceed 10% Total Exp			
Total Expenditures	17,897	35,000	35,000
Unencumbered Cash Balance Dec 31	52,663	40,163	27,663
2020/2021/2022 Budget Authority Amount:	30,000	35,000	35,000

Adopted Budget Special Parks and Recreation	Prior Year Actual for 2020	Current Year Estimate for 2021	Proposed Budget Year for 2022
Unencumbered Cash Balance Jan 1	9,136	12,252	9,502
Receipts:			
Liquor Tax	3,116	2,250	2,250
Miscellaneous			
Does miscellaneous exceed 10% Total Rec			
Total Receipts	3,116	2,250	2,250
Resources Available:	12,252	14,502	11,752
Expenditures:			
Programs	0	5,000	10,000
Miscellaneous			
Does miscellaneous exceed 10% Total Exp			
Total Expenditures	0	5,000	10,000
Unencumbered Cash Balance Dec 31	12,252	9,502	1,752
2020/2021/2022 Budget Authority Amount:	5,000	10,000	10,000

Adopted Budget Economic Development	Prior Year Actual for 2020	Current Year Estimate for 2021	Proposed Budget Year for 2022
Unencumbered Cash Balance Jan 1	27,203	30,886	30,036
Receipts:			
Anderson County Contributions	35,000	40,000	50,000
E-Community Contributions	0	0	0
Programs	1,500	1,200	1,200
Transfer From Electric Fund	35,000	40,000	50,000
Miscellaneous	1,437		
Does miscellaneous exceed 10% Total Rec			
Total Receipts	72,937	81,200	101,200
Resources Available:	100,140	112,086	131,236
Expenditures:			
Personnel Expenses	62,335	72,250	82,000
Contractual Expenses	997	600	2,900
Commodity Expenses	5,922	9,200	15,100
Miscellaneous			
Does miscellaneous exceed 10% Total Exp			
Total Expenditures	69,254	82,050	100,000
Unencumbered Cash Balance Dec 31	30,886	30,036	31,236
2020/2021/2022 Budget Authority Amount:	75,000	80,000	100,000

See Tab A

City of Garnett

2022

FUND PAGE FOR FUNDS WITH NO TAX LEVY

Adopted Budget Parkside #1	Prior Year Actual for 2020	Current Year Estimate for 2021	Proposed Budget Year for 2022
Unencumbered Cash Balance Jan 1	591,382	641,474	650,074
Receipts:			
Rental of Property	116,627	87,500	90,000
HUD Subsidy	65,687	60,000	60,000
Deposits	1,536	100	1,000
Miscellaneous	0	0	0
Does miscellaneous exceed 10% Total Rec			
Total Receipts	183,850	147,600	151,000
Resources Available:	775,232	789,074	801,074
Expenditures:			
Personnel Expenses	58,349	59,000	73,850
Contractual Expenses	30,815	30,000	37,750
Commodity Expenses	44,594	50,000	103,400
Miscellaneous			
Does miscellaneous exceed 10% Total Exp			
Total Expenditures	133,758	139,000	215,000
Unencumbered Cash Balance Dec 31	641,474	650,074	586,074
2020/2021/2022 Budget Authority Amount:	190,000	200,000	215,000

Adopted Budget Parkside #2	Prior Year Actual for 2020	Current Year Estimate for 2021	Proposed Budget Year for 2022
Unencumbered Cash Balance Jan 1	303,491	363,789	363,789
Receipts:			
Rental of Property	136,617	112,500	110,000
HUD Subsidy	70,315	67,500	65,000
Deposits	1,505	1,000	750
Miscellaneous	0	0	0
Does miscellaneous exceed 10% Total Rec			
Total Receipts	208,437	181,000	175,750
Resources Available:	511,928	544,789	539,539
Expenditures:			
Personnel Expenses	58,846	59,000	73,850
Contractual Expenses	33,451	35,000	37,750
Commodity Expenses	55,842	87,000	103,400
Miscellaneous			
Does miscellaneous exceed 10% Total Exp			
Total Expenditures	148,139	181,000	215,000
Unencumbered Cash Balance Dec 31	363,789	363,789	324,539
2020/2021/2022 Budget Authority Amount:	180,000	190,000	215,000

Adopted Budget Park Plaza North	Prior Year Actual for 2020	Current Year Estimate for 2021	Proposed Budget Year for 2022
Unencumbered Cash Balance Jan 1	165,843	205,411	212,911
Receipts:			
Rental of Property	330,585	317,500	315,000
Deposits	1,521	750	750
Miscellaneous	0	0	0
Does miscellaneous exceed 10% Total Rec			
Total Receipts	332,106	318,250	315,750
Resources Available:	497,949	523,661	528,661
Expenditures:			
Personnel Expenses	60,053	63,000	73,850
Contractual Expenses	32,186	34,000	42,750
Commodity Expenses	87,068	93,000	117,400
Housing Bond - Principal	75,000	80,000	105,000
Housing Bond - Interest	38,231	40,513	36,412
Miscellaneous	0	237	237
Does miscellaneous exceed 10% Total Exp			
Total Expenditures	292,538	310,750	375,649
Unencumbered Cash Balance Dec 31	205,411	212,911	153,012
2020/2021/2022 Budget Authority Amount:	310,000	330,000	375,649

City of Garnett

2022

FUND PAGE FOR FUNDS WITH NO TAX LEVY

Adopted Budget Electric	Prior Year Actual for 2020	Current Year Estimate for 2021	Proposed Budget Year for 2022
Unencumbered Cash Balance Jan 1	2,115,214	2,142,003	1,506,206
Receipts:			
Residential Revenue	1,628,376	1,650,000	1,600,000
Commercial Revenue	383,946	389,714	300,000
Industrial Revenue	912,347	900,000	750,000
Security Lights	14,780	14,366	12,000
City Usage	210,619	225,000	200,000
Penalty Revenue	3,363	22	2,500
New Connection Charges	20,404	6,871	2,000
Electric Pole Rental	3,106	6,486	2,500
Miscellaneous	5,159	4,394	0
Does miscellaneous exceed 10% Total Rec			
Total Receipts	3,182,100	3,196,853	2,869,000
Resources Available:	5,297,314	5,338,856	4,375,206
Expenditures:			
Personnel Expenses	512,700	484,171	560,650
Contractual Expenses	1,597,156	2,107,587	2,110,450
Commodity Expenses	166,955	194,392	254,900
Transfer to Capital Improvement Fund	175,000	210,000	210,000
Transfer to Debt Service Fund	31,000	34,000	34,000
Transfer to Economic Development Fund	35,000	40,000	50,000
Transfer to Equipment Reserve Fund	37,500	72,500	72,500
Transfer to General Fund	600,000	690,000	690,000
Miscellaneous	0	0	0
Does miscellaneous exceed 10% Total Exp			
Total Expenditures	3,155,311	3,832,650	3,982,500
Unencumbered Cash Balance Dec 31	2,142,003	1,506,206	392,706
2020/2021/2022 Budget Authority Amount:	3,500,000	3,650,000	3,982,500

Adopted Budget Gas	Prior Year Actual for 2020	Current Year Estimate for 2021	Proposed Budget Year for 2022
Unencumbered Cash Balance Jan 1	1,383,290	1,424,274	1,045,024
Receipts:			
Residential Revenue	759,090	850,000	925,000
Commercial Revenue	196,918	225,000	250,000
Industrial Revenue	160,751	175,000	185,000
City Usage	16,410	16,000	13,000
Penalty Revenue	3,074	2,500	5,000
New Connection Charges	2,849	2,000	500
Kansas State Loan Proceeds	0	2,900,000	0
Miscellaneous	208	0	0
Does miscellaneous exceed 10% Total Rec			
Total Receipts	1,139,300	4,170,500	1,378,500
Resources Available:	2,522,590	5,594,774	2,423,524
Expenditures:			
Personnel Expenses	114,691	135,000	174,250
Contractual Expenses	560,684	3,750,000	812,650
Commodity Expenses	37,691	37,000	54,850
Transfer to Capital Improvement Fund	7,750	7,500	7,500
Transfer to Equipment Reserve Fund	17,500	20,250	20,250
Transfer to General Fund	60,000	0	0
Transfer to Public Safety Fund	300,000	600,000	510,000
Transfer to Debt Service	0	0	295,000
Miscellaneous	0	0	0
Does miscellaneous exceed 10% Total Exp			
Total Expenditures	1,098,316	4,549,750	1,874,500
Unencumbered Cash Balance Dec 31	1,424,274	1,045,024	549,024
2020/2021/2022 Budget Authority Amount:	1,400,000	1,590,000	1,874,500

See Tab C

City of Garnett

2022

FUND PAGE FOR FUNDS WITH NO TAX LEV

Adopted Budget Sanitation	Prior Year Actual for 2020	Current Year Estimate for 2021	Proposed Budget Year for 2022
Unencumbered Cash Balance Jan 1	200,482	176,097	171,849
Receipts:			
Customer Charges	330,894	315,000	300,000
City Usage	4,018	3,750	3,500
Penalty Revenue	517	2	500
Miscellaneous	0	0	0
Does miscellaneous exceed 10% Total Rec			
Total Receipts	335,429	318,752	304,000
Resources Available:	535,911	494,849	475,849
Expenditures:			
Personnel Expenses	202,824	171,000	214,000
Contractual Expenses	82,873	86,000	103,175
Commodity Expenses	43,763	33,500	45,325
Payment on Trash Truck Loan	14,854	15,000	75,000
Transfer to Capital Improvement Fund	500	2,500	2,500
Transfer to Equipment Reserve Fund	15,000	15,000	15,000
Miscellaneous	0	0	0
Does miscellaneous exceed 10% Total Exp			
Total Expenditures	359,814	323,000	455,000
Unencumbered Cash Balance Dec 31	176,097	171,849	20,849
2020/2021/2022 Budget Authority Amount:	360,000	370,000	455,000

Adopted Budget Wastewater	Prior Year Actual for 2020	Current Year Estimate for 2021	Proposed Budget Year for 2022
Unencumbered Cash Balance Jan 1	349,149	391,861	134,667
Receipts:			
Customer Charges	652,177	550,000	600,000
City Usage	3,880	2,800	3,000
Penalty Revenue	1,158	6	3,000
New Connection Charges	0	0	0
Miscellaneous	20	0	0
Does miscellaneous exceed 10% Total Rec			
Total Receipts	657,235	552,806	606,000
Resources Available:	1,006,384	944,667	740,667
Expenditures:			
Personnel Expenses	113,156	130,000	197,000
Contractual Expenses	26,062	19,000	31,400
Commodity Expenses	213,805	146,000	170,850
Transfer to Capital Improvement Fund	35,000	22,000	92,000
Transfer to Debt Service Fund	221,500	488,000	12,750
Transfer to Equipment Reserve Fund	5,000	5,000	7,500
Transfer to Public Safety Fund	0	0	90,000
Miscellaneous	0		
Does miscellaneous exceed 10% Total Exp			
Total Expenditures	614,523	810,000	601,500
Unencumbered Cash Balance Dec 31	391,861	134,667	139,167
2020/2021/2022 Budget Authority Amount:	670,000	900,000	601,500

Adopted Budget Water	Prior Year Actual for 2020	Current Year Estimate for 2021	Proposed Budget Year for 2022
Unencumbered Cash Balance Jan 1	1,991,634	1,832,083	1,793,768
Receipts:			
Residential Revenue	848,834	675,000	750,000
Commercial Revenue	132,883	100,000	110,000
Large Industrial Revenue	325,124	200,000	300,000
Wholesale Revenue	143,736	100,000	125,000
City Usage	27,840	20,000	22,000
Penalty Revenue	1,615	35	5,000
New Connection Charges	6,756	250	600
Rental of Property	2,400	2,400	2,400
Miscellaneous	19,547	0	0
Does miscellaneous exceed 10% Total Rec			
Total Receipts	1,508,735	1,097,685	1,315,000
Resources Available:	3,500,369	2,929,768	3,108,768
Expenditures:			
Personnel Expenses	267,723	256,000	292,000
Contractual Expenses	302,451	385,000	795,900
Commodity Expenses	253,322	262,500	295,350
Transfer to Capital Improvement Fund	482,290	45,000	45,000
Transfer to Debt Service Fund	125,000	175,000	172,500
Transfer to Equipment Reserve Fund	12,500	12,500	12,500
Transfer to Public Safety Fund	225,000	0	0
Miscellaneous	0	0	0
Does miscellaneous exceed 10% Total Exp			
Total Expenditures	1,668,286	1,136,000	1,613,250
Unencumbered Cash Balance Dec 31	1,832,083	1,793,768	1,495,518
2020/2021/2022 Budget Authority Amount:	1,670,000	2,200,000	1,613,250

NON-BUDGETED FUNDS
(Only the actual budget year for 2020 is to be shown)

City of Garnett

Non-Budgeted Funds

(1) Fund Name:			(2) Fund Name:			(3) Fund Name:			(4) Fund Name:		
Capital Improvements			Equipment Reserve			Tax Refund Reserve			Tax Refund Litigation		
Unencumbered			Unencumbered			Unencumbered			Unencumbered		Total
Cash Balance Jan 1	473,354		Cash Balance Jan 1	182,911		Cash Balance Jan 1	420,000		Cash Balance Jan 1	150,000	1,226,265
Receipts:			Receipts:			Receipts:			Receipts:		
Transfer From General Fund	20,750		Transfer From General Fund	76,000		Transfer From Airport Fund	25,000		Transfer From Airport Fund	10,000	
Transfer From Airport Fund	20,000		Transfer From Airport Fund	2,500		Transfer From Debt Service Fund	25,000		Transfer From Debt Service Fund	10,000	
Transfer From Library Fund	2,000		Transfer From Public Safety Fund	59,000		Transfer From General Fund	45,000		Transfer From General Fund	15,000	
Transfer From Public Safety Fund	52,500		Transfer From Electric Fund	37,500		Transfer From Public Safety Fund	45,000		Transfer From Public Safety Fund	15,000	
Transfer From Electric Fund	175,000		Transfer From Gas Fund	17,500							
Transfer From Gas Fund	7,750		Transfer From Sanitation Fund	15,000							
Transfer From Sanitation Fund	500		Transfer From Wastewater Fund	5,000							
Transfer From Wastewater Fund	35,000		Transfer From Water Fund	12,500							
Transfer From Water Fund	482,289		Miscellaneous	0							
Total Receipts	795,789		Total Receipts	225,000		Total Receipts	140,000		Total Receipts	50,000	1,210,789
Resources Available:	1,269,143		Resources Available:	407,911		Resources Available:	560,000		Resources Available:	200,000	2,437,054
Expenditures:			Expenditures:			Expenditures:			Expenditures:		
Government Administration	5,834		Government Administration	0		Tax Refund Payments	0		Tax Refund Litigation Expenses	0	
Community Development	6,807		Community Development	0							
Parks, Recreation, and Cemetery Department	5,300		Parks, Recreation, and Cemetery Department	24,139							
Street and Stormwater Department	0		Street and Stormwater Department	0							
Airport	62,199		Airport	0							
Library	0		Police Department	63,982							
Police Department	13,256		Fire Department	0							
Fire Department	0		Electric Utility	0							
Electric Utility	0		Gas Utility	2,673							
Gas Utility	6,500		Sanitation Utility	0							
Sanitation Utility	0		Wastewater Utility	5,550							
Wastewater Utility	0		Water Utility	2,673							
Water Utility	437,290										
Total Expenditures	537,186		Total Expenditures	99,017		Total Expenditures	0		Total Expenditures	0	636,203
Cash Balance Dec 31	731,957		Cash Balance Dec 31	308,894		Cash Balance Dec 31	560,000		Cash Balance Dec 31	200,000	1,800,851

**Note: These two block figures should agree.

NOTICE OF BUDGET HEARING

2022

The governing body of

City of Garnett

will meet on August 2nd, 2021 at 5:30 p.m. at City Hall for the purpose of hearing and answering objections of taxpayers relating to the proposed use of all funds and the amount of ad valorem tax.

Detailed budget information is available at City Hall and will be available at this hearing.

BUDGET SUMMARY

Proposed Budget 2022 Expenditures and Amount of Current Year Estimate for 2021 Ad Valorem Tax establish the maximum limits of the 2022 budget.

Estimated Tax Rate is subject to change depending on the final assessed valuation.

FUND	Prior Year Actual for 2020		Current Year Estimate for 2021		Proposed Budget Year for 2022		
	Expenditures	Actual Tax Rate*	Expenditures	Actual Tax Rate*	Budget Authority for Expenditures	Amount of 2021 Ad Valorem Tax	Estimated Tax Rate*
General	1,945,455	17.999	1,990,000	17.446	2,386,238	601,830	24.635
Airport	118,222	4.300	126,000	2.707	146,000	73,170	2.995
Debt Service	598,991	2.000	862,000	3.510	375,000		
Library	202,477	7.586	202,500	7.287	214,000	179,215	7.336
Public Safety	980,450	13.499	950,000	14.927	1,150,000	325,785	13.335
Special Highway	141,775		250,000		635,000		
Tourism	17,897		35,000		35,000		
Special Parks and Recreation	-		5,000		10,000		
Economic Development	69,254		82,050		100,000		
Parkside #1	133,758		139,000		215,000		
Parkside #2	148,139		181,000		215,000		
Park Plaza North	292,538		310,750		375,649		
Electric	3,155,311		3,832,650		3,982,500		
Gas	1,098,316		4,549,750		1,874,500		
Sanitation	359,814		323,000		455,000		
Wastewater	614,523		810,000		601,500		
Water	1,668,286		1,136,000		1,613,250		
Non-Budgeted Funds	636,203						
Totals	12,181,409	45.384	15,784,700	45.877	14,383,637	1,180,000	48.301
Revenue Neutral Rate**							45.833
Less: Transfers	2,465,000		2,831,750		2,489,000		
Net Expenditure	9,716,409		12,952,950		11,894,637		
Total Tax Levied	1,075,000		1,120,000		xxxxxxxxxxxxxxxxxxxx		
Assessed Valuation	23,686,565		24,406,406		24,430,052		
Outstanding Indebtedness, January 1,	2019		2020		2021		
G.O. Bonds	2,200,000		1,740,000		1,275,000		
Revenue Bonds	930,000		855,000		780,000		
Other	491,693		461,488		0		
Lease Purchase Principal	106,639		94,473		81,890		
Total	3,728,332		3,150,961		2,136,890		

*Tax rates are expressed in mills

** Revenue Neutral Rate as defined by 2021 Kansas Senate Bill 13

Travis Wilson
City Official Title: City Clerk

City of Garnett

2022

2022 Neighborhood Revitalization Rebate

Budgeted Funds for 2022	2021 Ad Valorem before Rebate**	2021 Mil Rate before Rebate	Estimate 2022 NR Rebate
General	596,508	24.417	5,213
Debt Service			0
Library	177,631	7.271	1,552
Airport	72,523	2.969	634
Public Safety	322,904	13.217	2,822
			0
			0
			0
			0
			0
			0
			0
			0
TOTAL	1,169,566	47.874	10,221

24,430,052

Valuation Factor: 24,430.052

213,494

Neighborhood Revitalization factor: 213.494

**This information comes from the 2022 Budget Summary page.