

HEIGHT OF PANELS NOT TO EXCEED  
HEIGHT OF MIRROR



9  
A7.1

**NOT USED**

NOT TO SCALE


$$3'' = 1'-0''$$

1  
A7.1

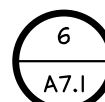
## FLOOR TRANSITION @ SHOWER

$$3^{\circ} = 1^{\circ} - 0^{\circ}$$


## WALL PROTECTION CAP DETAIL

$$6^{\circ} = 1^{\circ} - 0^{\circ}$$


# INSPIRATION WALL PLAN

$$3/8'' = 1'-0''$$


## TANNING ROOM SHELF/MIRROR

$$1/2'' = 1'-0''$$

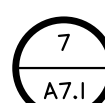

## RESTROOM BASE TILE DETAIL

$$3^{\circ} = 1^{\circ} - 0^{\circ}$$

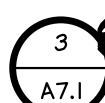

WALL PROTECTION ELEVATION

$$6^{\circ} = 1^{\circ} - 0^{\circ}$$


NOT TO SCALE



### ENTRY DOOR ELEVATION

$$3/8'' = 1'-0''$$


### SHOWER SEAT BLOCKING DETAIL

$$2^{\circ} = 1 - 0^{\circ}$$


WALL PROTECTION PLAN

$$6^{\circ} = 1^{\circ} - 2^{\circ}$$


## DOOR SECURITY DEVICE

 $11/3'' = 1'-0''$ 

### SHOWER CONTROL ELEVATION

$$3^{\circ} = 1^{\circ} - 2^{\circ}$$

## DETAILS