

Rotavator 400



Rotary Cultivator

Rotavator 400



R 400S-155M

For professional use in vineyards, orchards and general tillage.

The Rotavator 400 has been developed to suit narrow tractors used in vineyard and orchard applications with cat. 1 or 2 hydraulic linkages. The 400 will also fit standard tractors for general use. The range has all the options required for adaption to most needs for the farmer and end user. The 400 range is available with gear or chain driven side drives and single speed or "Selectatilt" 4-speed gearboxes.

The Rotavator 400 range is very versatile and it can be used in many different applications and conditions. Because of its modern design with increased rotor clearance and reinforced frame, the 400 series can be used on tractors up to 55 kW in hard soils and difficult conditions. The 400 series is ideal for weed control and seedbed preparation for vegetables, vineyards and general crops.



Single speed gearbox.



Selectatilt four speed gearbox.



Long trailing board with special profile.




Lower brackets movable for tractors with cat. 1 and 2 linkage.



Rotavator 400 B (Basic)



Rotavator 400 S (Super)



Rotavator 400 Z (off set option)

Rotavator 400B (Basic)

The 400B is equipped with a chain 1 1/4 in (3.2 cm) side drive and a single speed gearbox. It is fitted with standard "L" shaped blades (9900/01) which produce a very good crumbling effect. "C" blades can be supplied as an option. These blades require less power and provide a coarser finish for better moisture penetration. The Rotacadet rotor can also be fitted for reduced fuel consumption and very effective weed control. The machine can be supplied with depth control skids or front steel wheels, according to needs. The long trailing board has a special profile that provides a smooth, level soil surface.

Rotavator 400S (Super)


The Super version is equipped with a gear side drive, which is recommended for intensive use and heavy duty conditions. In addition, the machine can be supplied with a double tube configuration to increase overall strength for use in extreme conditions. The 400S has the same rotor and depth control options as the 400B. As an option, the machine can be supplied with trailing board springs to ensure a perfectly smooth finish. A further option is the "Selectatilt" 4speed gearbox, which enables the operator to set the rotor speed for the conditions and finish required.

Rotavator 400Z (off set option)

Rotavator 400Z has been designed in order to optimize the work in vineyards and orchards. The hydraulic system allows the work either in central or offset position, to work as close as possible to the plantations, without damaging the lower branches. Central position is suitable for seed bed preparation in vegetables and for general crops. It is available in single speed gearbox and 4 speeds Selectatilt. The machine is available with 3 different depth control systems: Side skids, front skids and front wheels.




Depth control skids.



Front wheels.



Optional trailing board springs



Detail of the bladed rotor.

Technical Data

Type	Work width in (m)	Transport width in (m)	Rotor speed rpm	Weight lbs (kg)	Number of blades	Tractor engine HP (kW)
R400B (Basic)						
R400B-080M	30 (0.80)	40 (1.02)	219	528 (240)	18	25-65 (18-48)
R400B-100M	40 (1.00)	48 (1.22)		605 (275)	24	30-65 (22-48)
R400B-115M	115	137		293	27	26-48 (35-65)
R400B-130M	51 (1.30)	60 (1.52)		682 (310)	30	40-65 (29-48)
R400B-140M	55 (1.40)	64 (1.62)		715 (325)	33	40-65 (29-48)
R400B-155M	61 (1.55)	70 (1.77)		748 (340)	36	45-65 (33-48)
R400B-165M	65 (1.65)	74 (1.87)		781 (355)	39	45-65 (33-48)
R400B-180M	71 (1.80)	80 (2.02)		825 (375)	42	45-65 (33-48)
R400B-190M	190	212		390	45	50-65 (37-48)
R400B-130S	130	152		169, 201, 239, 285	325	30
R400B-140S	140	162	340		33	40-65 (29-48)
R400B-155S	155	177	355		36	40-65 (29-48)
R400B-165S	165	187	370		39	45-65 (33-48)
R400B-180S	180	202	390		42	45-65 (33-48)
R400B-190S	190	212	405		45	50-65 (37-48)
R400S (Super)						
R400S-080M	30 (0.80)	10 (1.02)	223	245	18	25-75 (18-55)
R400S-100M	41 (1.00)	48 (1.22)		280	24	30-75 (22-55)
R400S-115M	115	137		300	27	35-75 (26-55)
R400S-130M	50 (1.30)	60 (1.52)		315	30	40-75 (29-55)
R400S-140M	55 (1.40)	64 (1.62)		330	33	40-75 (29-55)
R400S-155M	61 (1.55)	70 (1.77)		345	36	45-75 (33-55)
R400S-165M	65 (1.65)	74 (1.87)		360	39	45-75 (33-55)
R400S-180M	71 (1.80)	80 (2.02)		380	42	45-75 (33-55)
R400S-190M	190	212		395	45	50-75 (37-55)
R400S-205M	205	227		410	48	50-75 (37-55)
R400S-130S	130	152	169, 201, 239, 285	330	30	40-75 (29-55)
R400S-140S	140	162		345	33	40-75 (29-55)
R400S-155S	155	177		360	36	40-75 (29-55)
R400S-165S	165	187		375	39	45-75 (33-55)
R400S-180S	180	202		395	42	45-75 (33-55)
R400S-190S	190	212		410	45	50-75 (37-55)
R400S-205S	205	227		425	48	50-75 (37-55)
R400Z (offsetable)						
R400Z-130M	130	152	223	315	30	40-75 (29-55)
R400Z-140M	140	162		330	33	40-75 (29-55)
R400Z-155M	155	177		345	36	45-75 (33-55)
R400Z-165M	165	187		360	39	45-75 (33-55)
R400Z-180M	180	202		380	42	45-75 (33-55)
R400Z-190M	190	212		395	45	50-75 (37-55)
R400Z-205M	205	227		410	48	50-75 (37-55)

10:002194 KC/GB/R400/BRO/1114
Subject to alternative changes reserved



Powered by Kongskilde

Kongskilde Industries Inc.

Tel: (309) 820-1090

mail@kus.kongskilde.com

www.kongskilde.com