

Where Quilts are Launched

Volume 12 Issue 4

May 2019



# Space Coast Quilters Newsletter

## 2019 Officers

President	Laura Grimsley	321-501-0679 <a href="mailto:mmemorys8@gmail.com">mmemorys8@gmail.com</a>
1 <sup>st</sup> VP	Sharon Hollenback	321-750-2565 <a href="mailto:itsallgreek.8080@yahoo.com">itsallgreek.8080@yahoo.com</a>
Treasurer	Connie Duff	321-360-9720 <a href="mailto:connieduff88@gmail.com">connieduff88@gmail.com</a>
Secretary	Helen (Cindy) Gooden	321-604-5553 <a href="mailto:cgoodenskc8@gmail.com">cgoodenskc8@gmail.com</a>

Greetings Space Coast Quilters!

Hope everyone had a Great Easter, and the sugar rush is about over.

I'm Looking forward to exchanging fabric for 'The I SPY' quilt, been searching my limited supply of fabric for Juvenile prints, found more than I thought I would. Might find more in the Guilds stash. All Guild members are encouraged to come and help to sort thru the fabric to find new projects to create or ideas for Sit and Sew on Wednesday.

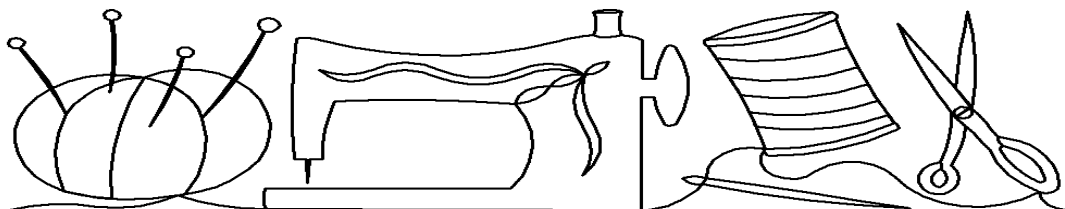
There are a couple of classes coming up that I think will be fun:

One is for Microwave Cozies, they were one of our best sellers at Cracker Christmas last year, and we were asked about Microwave Potato Bags so maybe we could get those on the list of projects.

The Poinsettia table topper class will be offered sometime in the summer, a time to be announced soon.

The table topper can be used as a wall hanging also.

Happy Quilting,  
Laura



## Space Coast Quilters Guild. Inc. General Meeting April 17, 2019

The General Meeting was called to order by President Laura Grimsley at 9:35 a. m. Meeting was recorded. Members and guests recited the Pledge of Allegiance. One correction to March minutes was given by President Grimsley. Motion to approve minutes from March meeting was made by Sharon Hollenback, seconded by Judy Wetherbee and approved. Members signed card for Nancy Smith.

Treasurer: In Connie Duff's absence, President Grimsley reported she has the information for members.

President's Notes: Some information on proposed bus trip to Paducah: Three companies were contacted. Mears responded with approximate cost of \$9680, for six day bus with driver. Janet Romer asked about Rent A Van; however, not enough room for luggage. Are we looking for a bus or a tour bus. Target dates are September 11-14 for a 13 hour trip. President Grimsley will call for more information.

Challenge Block: Karen Sue Lynch is collecting completed 12 ½ inch blocks. All completed blocks are due at the May meeting. Remember to put your name on back of block.

Janet Romer was nominated for the City of Titusville Community Service Award. President Grimsley will make the submission.

Pat Reid Baby Contest: Karen Martin announced the contest will run through July 31. Must be a scrappy quilt, sized 36 x 36 up to 40 x 54. Application form has the information about founding member, Pat Reid.

Fat Quarters: Fat quarters were won by Janet Romer and Katie Martin

Cracker Christmas: President Grimsley will call for cost information and reservation for booths

\*\*Baskets: Nita Eggars and Karen Martin won.

Nita Eggars: Brought neatest Purse for Kids made with a coloring book with crayons in the front as a project for sit and sew group on Wednesday. Would like to make these again for Cracker Christmas and sew in Wednesday group.

Birthdays: Barbara Anderson, Mona Margetts, Pat Dillon, Candi Madison, Sharon Krause, Diane Mannion. Members and guests sang Birthday Song.

President Grimsley: Guild has lots of material, and it is in her garage. She will bring to 1<sup>st</sup> Wednesday in May at 9 a.m. sit and sew at First Baptist Church. We can lay out in colors. Janet Romer needs denim or bandana fabric to complete her project.

Sharon Krause, who helps with refreshments is ill.

Right now, there will be no Vacation Bible School at First Baptist Church, and no Space Coast Quilter's Guild General meeting in July. Motion approved.

Joyce Tesdall suggested the Blue Heron Restaurant at The Great Outdoors as the Christmas luncheon site. Instead of gift bags, we are looking at asking members go through their stash for a kit you know you will never make or possibly a number of fat quarters (to be determined). Will possibly play a game (to be determined). Motion by Joan Majors and second by Jo Charvet. Motion approved. Joyce already booked 1<sup>st</sup> Wednesday of December, December 4<sup>th</sup>, for 50 attendees.

Joyce Tesdall created an I SPY quilt with 5" and 3" squares. Squares depicted cartoon characters, crayons, fish, bicycles etc. for a child. Members who would like to participate in creating I SPY quilts may cut 5" x 3" squares to be brought to the first meeting in June to be shared.

Membership: Nita Eggars reported 35 members, 3 guests, and \$37.25 collected for the church.

Kathy's Quilt Shop is making quilt for kindergartners who have no home, live in cars, etc. Upon completion of kindergarten, they get to take the quilt home.

Block of the month (BOM): Janet Romer requested members who received BOM patterns that have not been returned to please bring them back. April BOM puzzle, Autism puzzle symbol. This item was asked for Cracker Christmas.

We have two raffle quilts, both made by Nancy Smith, \$1 for one ticket or \$5 for six tickets.

President Grimsley called for a volunteer to fill the position of 2<sup>nd</sup> Vice President to join the quilt guild board. Board must have 3 in attendance. Joan Majors volunteered! Thank you, Joan,!

Show and Tell: Presenters showed casserole carriers and/or quilts. Presenters were Doris Andera, Janet Romer, Pat Dillon, Cora Postlethwait, Joyce Tesdall, Karen Sue Lynch, Judith Riddle, and Gay Van Vorst.

Meeting was adjourned at 10:35 a.m.  
Gooden

Minutes submitted by Helen (Cindy)

## 2019 Fat Quarters

March – Yellow

April – Pink

May – Purple

June – Blue

July – No Drawing

August – Polka Dots

September – Orange

October – Brown

November – Any Holiday Print

December – No Drawing

## May Food Helpers

Laura G

Eileen G

Doris A

Connie D

### Helping Hands

Laura Grimsley	Long Arm Quilting	321-501-0679
Candi Madison	Long Arm Quilting	321-265-1999
Karen Lee	Long Arm Quilting	321-720-1584
Rose Palek	Binding	321-267-7513
Janet Romer	Labeling	321-269-4009



## Searching For



\*Block of the Month -

24 kits went out 15 came back, missing 9, please bring Block or Kit so quilt can be made.

\*Christmas Red and Green fabric in 2-yard or more cuts for Eileen Guntner for aprons.

\*Class ideas and teachers

\*Presentations for meetings

\* I Spy Quilt Block Swap 5" squares or 3 " Squares



## May Quilters Birthdays

Sherrianne Larson May 1<sup>st</sup>

Ilene Kid May 11<sup>th</sup>

Carol Ness May 2<sup>nd</sup>

Dorothy Morgan May 31<sup>st</sup>

Judith Wetherbee May 9<sup>th</sup>

# I Spy Quilt Block Swap

If interested in I spy Quilt Block Swap please bring your 5" or 3" blocks to the meeting in May for exchange.



## Challenge Quilt Block

- Karen Sue's challenge quilt blocks are due May 15<sup>th</sup>. Please bring your finished 12 ½" x 12 ½" blocks so the quilt can be created.

## Block of the Month

- Puzzle piece blocks are due please bring them to the meeting.

# May 2019

Sunday	Monday	Tuesday	Wednesday	Thursday	Friday	Saturday
			1 Fabric Sort	2	3	4
5	6	7 AM Group 9am (G) PM Group 6pm(B)	8 Sit and Sew 9am (B) Board meeting	9	10	11
12 Mother's Day	13	14 AM Group 9am (G) PM Group 6pm (B)	15 Meeting 9am (B) FAT Quarter PURPLE	16	17	18 Armed Forces Day
19	20	21 AM Group 9am (G) PM Group 6pm (B)	22 Sit and Sew 9am (B)	23	24	25
26	27 Memorial Day	28 AM Group 9am (G) PM Group 6pm (B)	29 Sit and Sew 9am (B)	30	31	



### Symbols

(B) First Baptist Church

(G) St. Gabriel's Church

### First Baptist

### Church


303 Main St, Titusville,  
FL 32796

### St. Gabriel's Church


414 Pine St, Titusville, FL  
32796

# Stopping Hand-Quilting Stitches

## Securing Thread to End




1. Wind the thread twice around the needle close to the quilt top, as if making a French knot.



2. Holding the thread wraps next to the quilt top, run the needle tip through the quilt top and batting layers only.

3. Rock the needle tip back up, bringing the needle out 1/2" to 1" away from the stitching.



4. Tug gently on the thread to pop the knot through the quilt top and embed it in the batting.



5. Holding the thread tail taut, clip the thread close to the quilt top, releasing the end to snap below the surface of the quilt top.

## Contact Us

Editor: Katie Martin Phone 513-293-1639 Email [Kiki989515@aol.com](mailto:Kiki989515@aol.com)

Guild Mailing Address P.O. Box 2996 Titusville, FL 32781-2996