



MAY WALKER, CONSTABLE
PRECINCT SEVEN
HARRIS COUNTY, TEXAS

MAIN OFFICE
5300 Griggs Road
Houston, Texas 77021
PHONE (713) 643-6602
FAX (713) 643-3401

Date: October 1, 2022

From: Sergeant T. Roe
Braeburn Valley Contract Division Supervisor
Harris County Constable's Office of Precinct "7"

To: Property Owners Association
Board of Directors & Management Company

Subject: September Monthly Productivity Analysis Report
Enclosure: **MPAR-September 2022**
Distribution: Board of Directors & Management Company

The purpose of this "**Monthly Productivity Analysis Report**" (M.P.A.R.) is to provide the executive command staff with the appropriate data to analyze the productivity of assigned personnel and their shifts' activities to allow for the validation of individual and divisional performance evaluations. With regard to the specific contents of the report, there are 18 distinctive component parts of this report. These components are enumerated below:

- | | |
|--|---|
| 01. Patrol Activity Details | 10. Traffic Enforcement Report |
| 02. Patrol Activity Analytical Summary | 11. Trends & Percentages of Traffic |
| 03. Patrol Activity Percentages & Trends | 12. Citation & Warning Issuance Review |
| 04. Security Checks Report | 13. Call for Service Report (<i>C.F.S.</i>) |
| 05. Security Checks Percentages & Trends | 14. Reserve Deputy Use/Milage |
| 06. Crisis Intervention Disposition Report | 15. M.P.A.R. Report |
| 07. Offense/Incident Generation Report | 16. Summaries |
| 08. Criminal Arrest Types Report | |
| 09. Warrant Execution Report | |

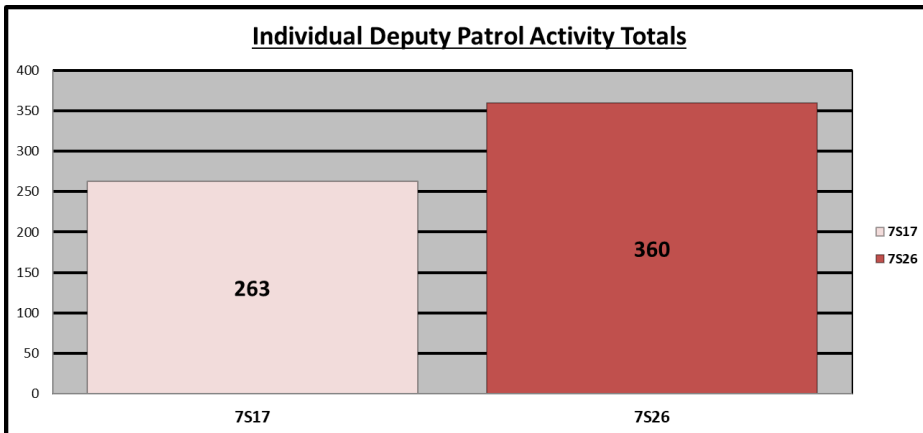
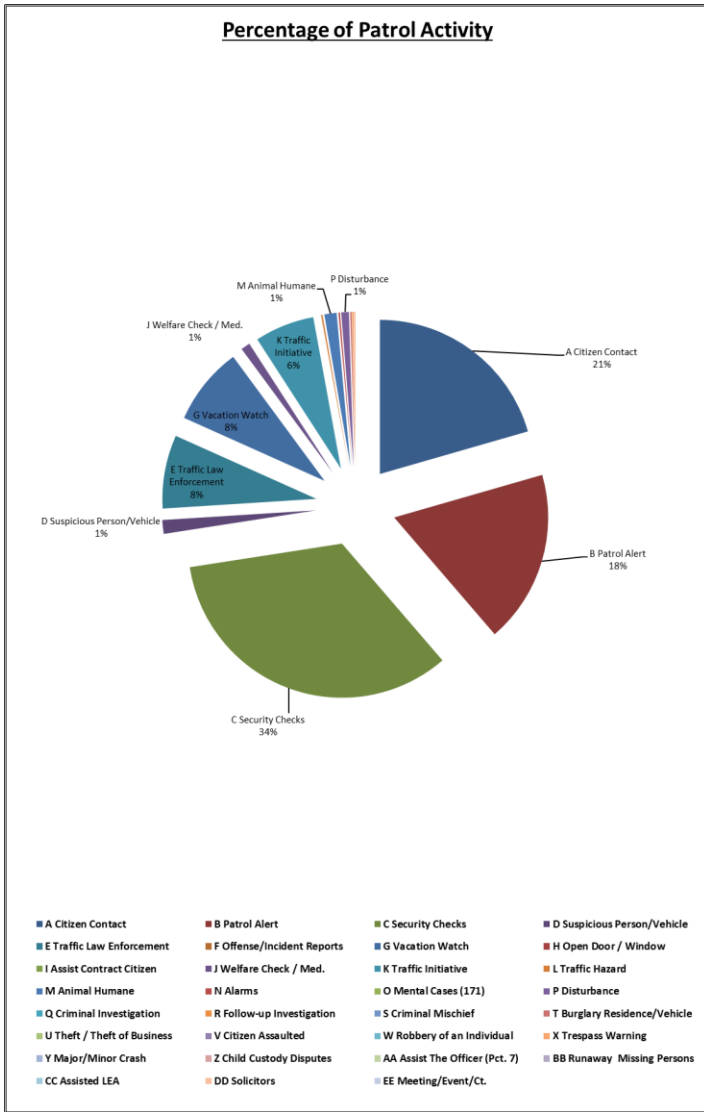
A cursory analysis of the statistical data from this report should be demonstrative of the quality of performance of this agency in realizing the contractual obligations and the overall achievement of the goals and objectives of this Agency and the Toll Road Division.

A total of **320** man-hours was scheduled; **240** man-hours were actual dedicated to patrol functions. **90** hours were exhausted on vacation time, **workers compensatory**, and/or COVID sick leave. **1716** total miles were driven and the shift responded to **1130** total service calls. The shift issued **20** traffic warnings, **35** citations made arrests and handled **55** enforcement service-related calls. The average productivity ratio for this month for this shift is **4.9**

Patrol Activity by Braeburn Valley Personnel:

*	<i>Patrol Activity Types</i>	7S17	7S26	TOT
A	Citizen Contact	18	110	128
B	Patrol Alert	7	106	113
C	Security Checks	171	40	211
D	Suspicious Person/Vehicle	5	4	9
E	Traffic Law Enforcement	17	31	48
F	Offense/Incident Reports	0	0	0
G	Vacation Watch	27	24	51
H	Open Door / Window	0	0	0
I	Assist Contract Citizen	0	0	0
J	Welfare Check / Med.	1	5	6
K	Traffic Initiative	5	34	39
L	Traffic Hazard	1	0	1
M	Animal Humane	8	0	8
N	Alarms	1	0	1
O	Mental Cases (171)	0	0	0
P	Disturbance	2	3	5
Q	Criminal Investigation	0	0	0
R	Follow-up Investigation	0	0	0
S	Criminal Mischief	0	0	0
T	Burglary Residence/Vehicle	0	1	1
U	Theft / Theft of Business	0	0	0
V	Citizen Assaulted	0	0	0
W	Robbery of an Individual	0	0	0
X	Trespass Warning	0	1	1
Y	Major/Minor Crash	0	0	0
Z	Child Custody Disputes	0	0	0
AA	Assist The Officer (Pct. 7)	0	0	0
BB	Runaway Missing Persons	0	0	0
CC	Assisted LEA	0	0	0
DD	Solicitors	0	1	1
EE	Meeting/Event/Ct.	0	0	0
*	<i>MONTH TOTALS</i>	263	360	623

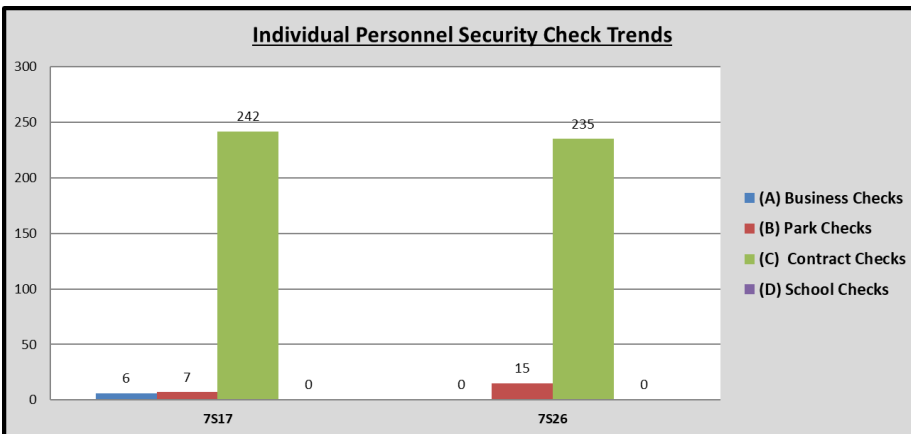
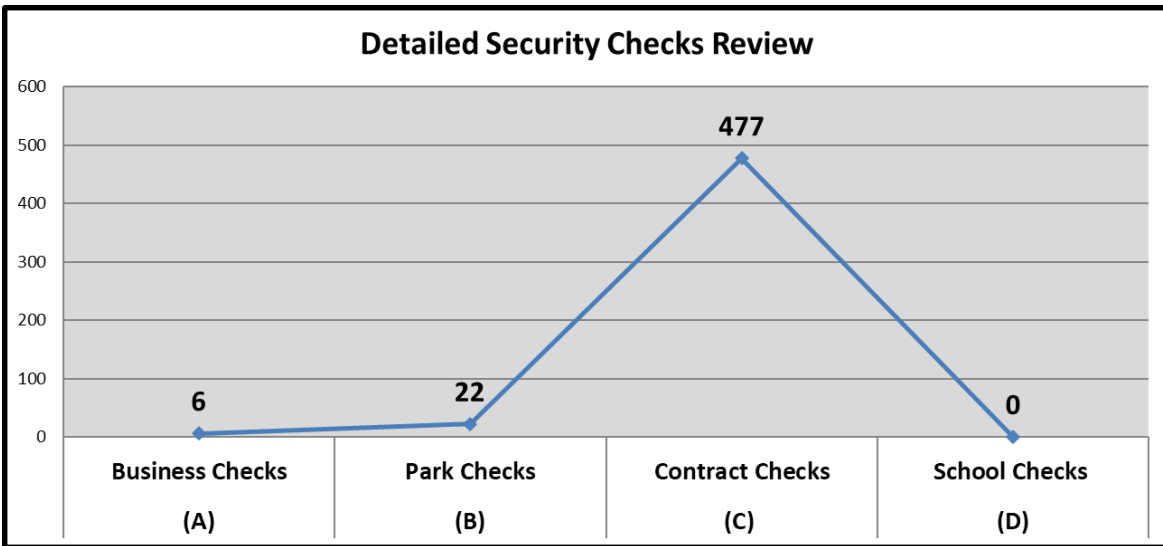
Patrol Activity Percentages & Trends:



Security Checks Report:

*	Security Checks	7S17	7S26	TOT
(A)	Business Checks	6	0	6
(B)	Park Checks	7	15	22
(C)	Contract Checks	242	235	477
(D)	School Checks	0	0	0
(E)	Totals	255	250	505

Security Checks Percentages & Trends



CIT/MHO Dispositions Monthly Total:

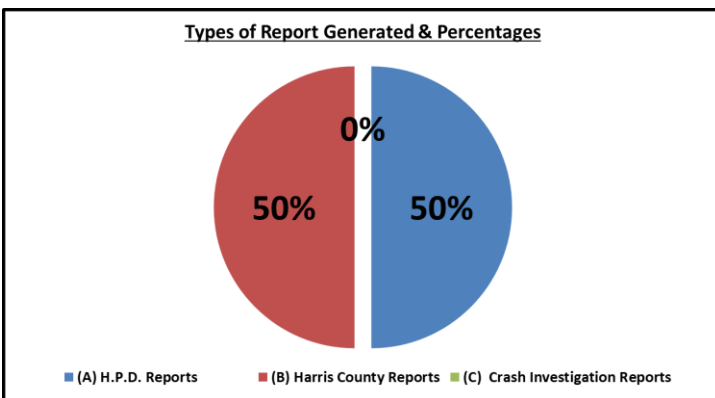
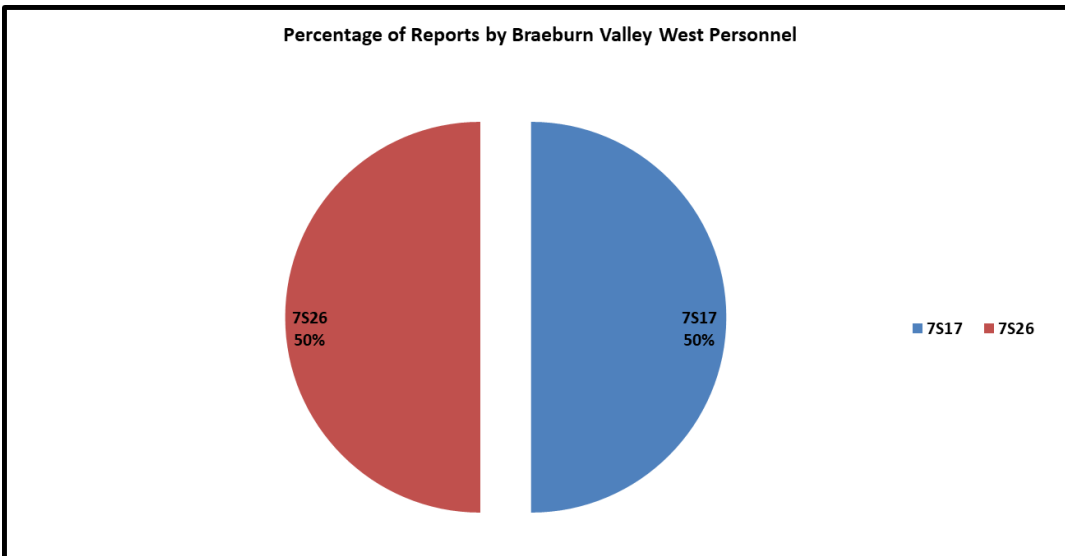
*	<i>C.I.T. Dispositions</i>	7S17	7S26		TOT
(A)	CIT/MHO Outside Referral	0	0		0
(B)	CIT/MHO Transport	0	0		0
(C)	CIT/MHO CIT Contact	0	0		0
(D)	CIT/MHO Arrest	0	0		0
(E)	<i>Totals</i>	0	0		0

These calls involve Mentally Ill Consumers that are arrested, transported, referred or that we do a welfare checks on. These numbers are significantly low due to the call volume reported to the department regarding these individuals.

Offense/ Incident Generation Report

*	Offense/Incident Reports	7S17	7S26	TOT
(A)	H.P.D. Reports	0	1	1
(B)	Harris County Reports	1	0	1
(C)	Crash Investigation Reports	0	0	0
(D)	<i>Totals</i>	1	1	2

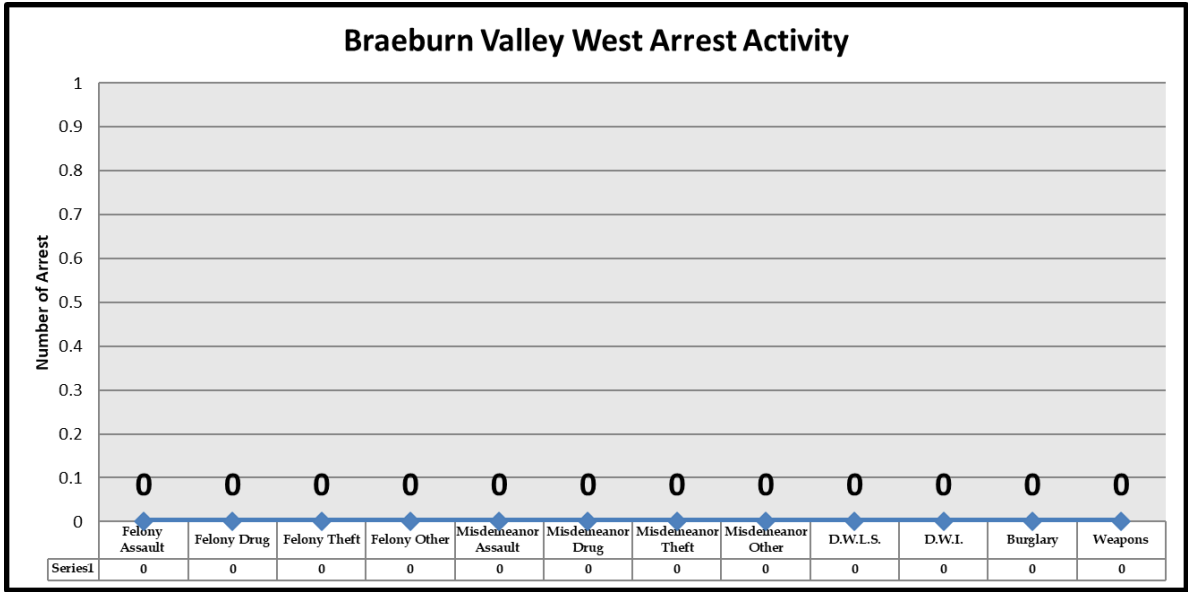
Report Generation Percentage:



Types of Criminal arrest:

*	<i>Types of Criminal Arrests</i>	7S17	7S26		TOT
A	Felony Assault	0	0		0
B	Felony Drug	0	0		0
C	Felony Theft	0	0		0
D	Felony Other	0	0		0
E	Misdemeanor Assault	0	0		0
F	Misdemeanor Drug	0	0		0
G	Misdemeanor Theft	0	0		0
H	Misdemeanor Other	0	0		0
I	D.W.L.S.	0	0		0
J	D.W.L	0	0		0
K	Burglary	0	0		0
L	Weapons	0	0		0
M	<i>Totals</i>	0	0		0

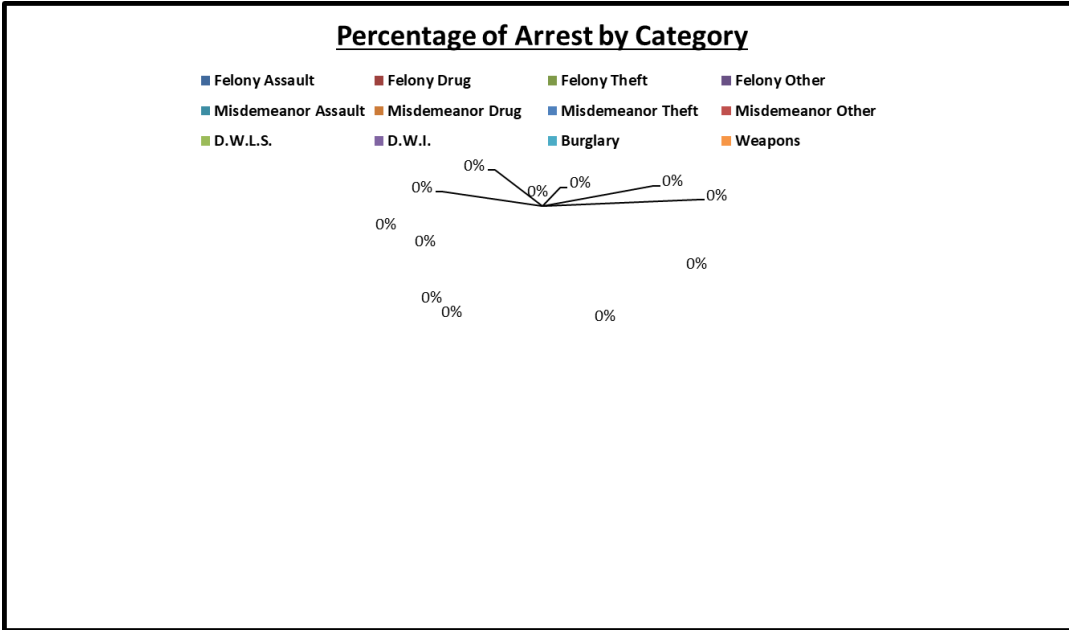
Executed Warrant Monthly Total:



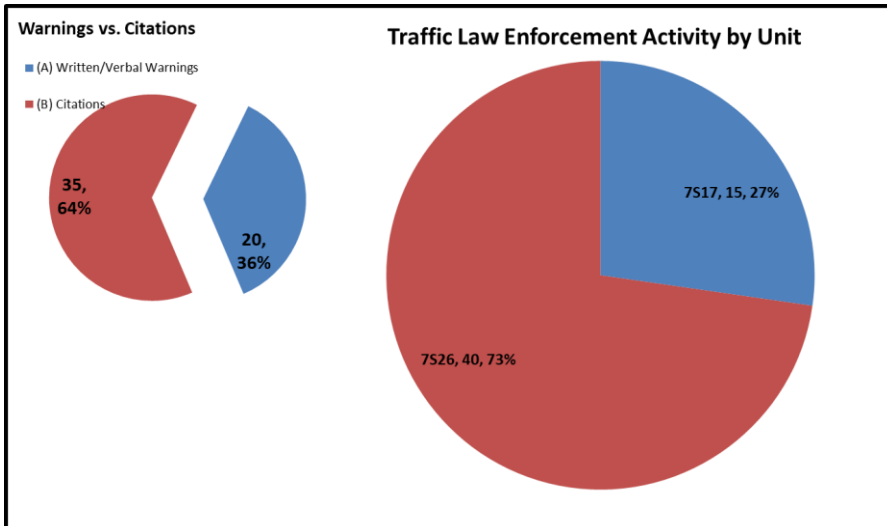
Traffic Law Enforcement Total:

*	Traffic Enforcement	7S17	7S26	TOT
A	Speeding	0	3	3
B	School Zone.	0	0	0
C	Ran Red Light.	0	1	1
D	Stop Sign.	2	16	18
E	Invalid Vehicle Registration	0	0	0
F	Invalid M.V. Inspect	0	0	0
G	No Seat Belt	0	0	0
H	No Insurance.	0	2	2
I	No Driver's License	2	7	9
J	Defective Equipment	0	0	0
K	Other Violation	1	1	2
L	Written Warnings	0	0	0
M	Verbal Warning	10	10	20
N	Citation	5	30	35
O	Total Violations	15	40	55

Trends and Percentages of Traffic:



Types of Traffic Activity Types:



Citations vs. Warnings Monthly Total:

*	<i>Warnings vs. Citations</i>	7S17	7S26		TOT
(A)	Written/Verbal Warnings	10	10		20
(B)	Citations	5	30		35
(C)	<i>Totals</i>	15	40		55

Sources of Calls for Service Percentages:

*	<i>Sources of Calls for Service</i>	7S17	7S26		TOT
(A)	On View	39	291		330
(B)	Dispatched	10	10		20
(C)	Self-Initiated	213	58		271
(D)	<i>Totals</i>	262	359		621

Free Reserve Personnel Time Utilized in Contract Monthly Total:

*	<i>Free Reserve Personnel Time</i>	7S17	7S26		TOT
(A)	<i>Totals</i>	0	0		0

Mileage Total:

*	<i>Mileage</i>	7S17	7S26		TOT
(A)	<i>Totals</i>	732	984		1716

LOST HOURS:

1	Sick Time Used	0	0		0
2	Vacation Time Used	48	0		48
3	Training Time Used	0	0		0
4	Compensatory Time Used	8	24		32
*	<i>Hours Actually Worked</i>	104	136		240

Monthly Productivity Analysis Report (M.P.A.R.)- Executive Summary:

*	<i>Unit</i>	<i>7S17</i>	<i>7S26</i>		<i>TOT</i>
<i>1</i>	Patrol Activity	263	360		623
<i>2</i>	Security Checks	255	250		505
<i>3</i>	C.L.T. Interactions	0	0		0
<i>4</i>	Offense/Incident Reports	1	1		2
*	<i>Total Service Calls</i>	<i>519</i>	<i>611</i>		<i>1130</i>
<i>1</i>	Criminal Arrests	0	0		0
<i>2</i>	Citations Issued	5	30		35
<i>3</i>	Written & Verbal Warnings	10	10		20
*	<i>Enforcement Service Calls</i>	<i>15</i>	<i>40</i>		<i>55</i>
*	Total Hours	160	160		320
<i>1</i>	Sick Time Used	0	0		0
<i>2</i>	Vacation Time Used	48	0		48
<i>3</i>	Training Time Used	0	0		0
<i>4</i>	Compensatory Time Used	8	24		32
*	<i>Hours Actually Worked</i>	<i>104</i>	<i>136</i>		<i>240</i>
*	<i>Unit Productivity Ratio</i>	<i>5.1</i>	<i>4.8</i>		<i>4.9</i>

Summaries :

01.	SEPTEMBER 17, 2022	18:00 HOURS	BURGLARY MOTOR VEHICLE	DEPUTY C. JOLIVETTE
	EVENING SHIFT:	9400 KRISTIN DR.	BBVW	“M”
			HPD:	1256494-22
<p>On September 17, 2022, a Saturday, at approximately 1835 hours, while on patrol in the “Braeburn Valley West Contract”, I, Deputy C. Jolivette, was performing routine patrol and law enforcement services when I (Deputy C. Jolivette) got dispatched to a Burglary of a Motor Vehicle call for service that had already occurred. Upon making contact with the complainant deputy was advised that items had been taken from her vehicle. Deputy was also advised that vehicle was purposely left without an alarm and unsecured by complainant because she has issues unlocking the doors when locked. Complainant advised that on her security camera showed an unknown suspect enter in her vehicle and take several items then took off running. Complainant advised the because of the quality of the video she was not able to make out any appearance of the suspect. Deputy was not able to view nor was able to gather video due to complainant not being able to load it up to view and not able to download video. Deputy gathered all pertinent information needed to make a report. HPD Report Generated. The patrol activity type is “PAT=T”.</p>				

Sergeant T. Roe 87S02

Sgt. T.Roe , 87S02
 Neighborhood Contract Division, Division Supervisor
 Harris County Constable’s Office of Precinct “7”