

THESE DRAWINGS REPRESENT VISUAL CONCEPTS AND CONSTRUCTION SUGGESTIONS AS THEY VISUALLY EFFECT THE FINAL PRODUCT. THE DESIGNER DOES NOT ASSUME LIABILITY FOR ENGINEERING, CONSTRUCTION OR USE. ALL MATERIALS AND COSTS ARE TO BE APPROVED BY THE DESIGNER, LINE PRODUCER, AND STAGING SUPERVISOR. ANY FURTHER DETAILED CONSTRUCTION DRAWINGS OUTLINING SPECIFIC MATERIALS AND CONSTRUCTION TECHNIQUES ARE PROVIDED BY THE FABRICATOR. NO SUBSTITUTIONS ON MATERIALS AND EQUIPMENT OR DEVIATION FROM THE LOOK WITHOUT EXPRESSED PERMISSION OF THE DESIGNER.

FOR BID PURPOSES ONLY

NOTES:

NOTES

DATE:

02/12/2016

DESIGNER:

Kate Roberts

DRAWN:

RSweetnam

EVENT TITLE:

CC UpFront

SHEET TITLE:

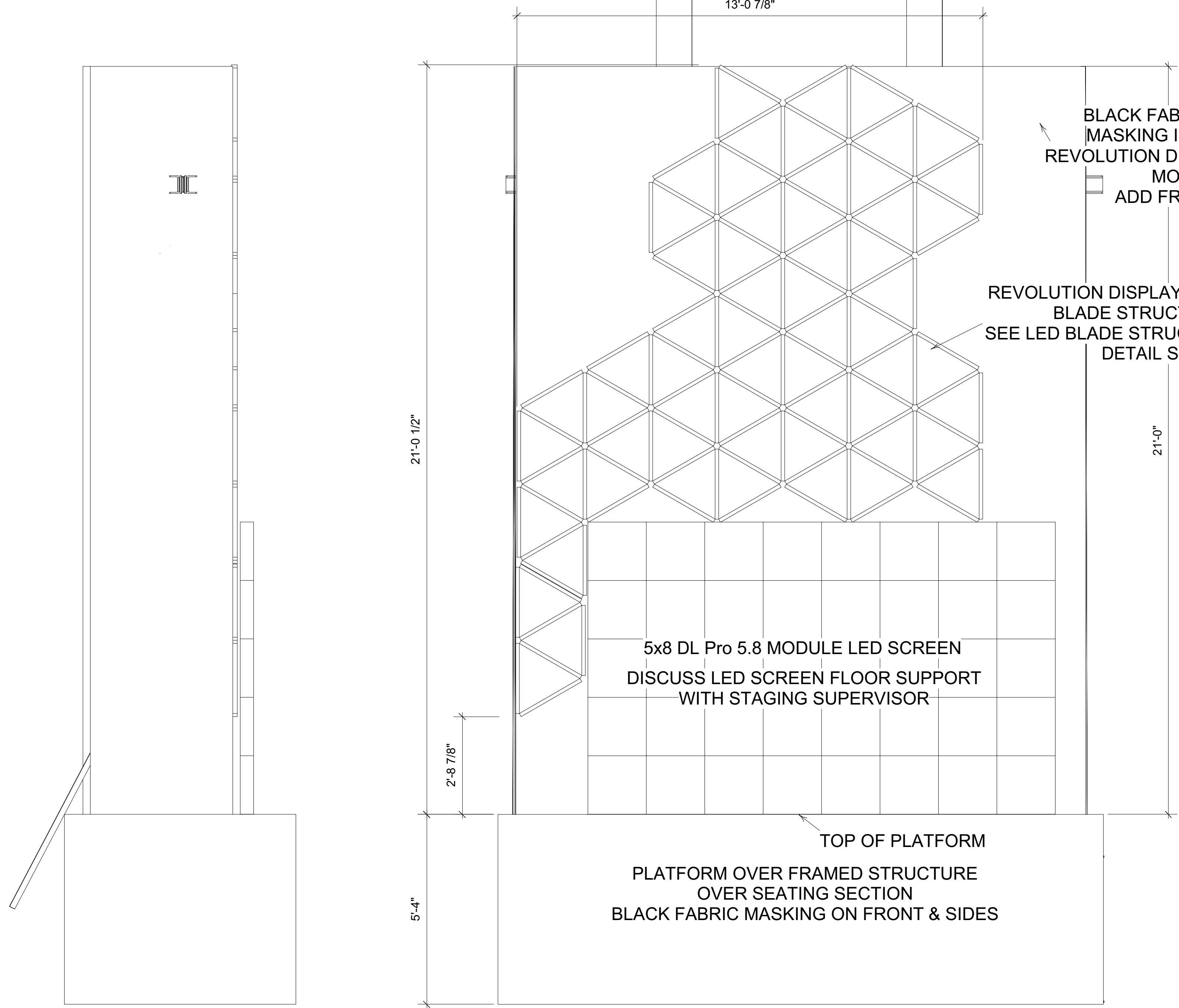
SL LED SCREEN

SCALE:

1/2" = 1'-0"

SHEET NUMBER:

5.0



BLACK FABRIC HARD FRAMED MASKING INFRONT OF TRUSS
REVOLUTION DISPLAY 1280 BLADE MOUNTED TO SUFACE
ADD FRAMING AS NEEDED

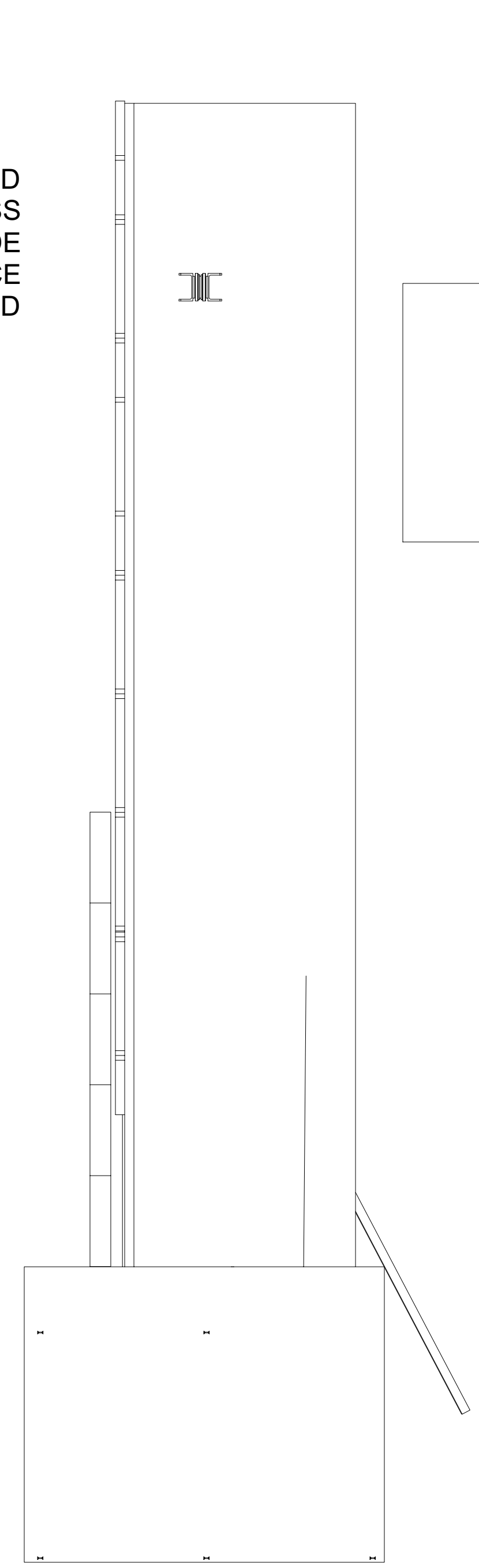
REVOLUTION DISPLAY 1280 BLADE STRUCTURE
SEE LED BLADE STRUCTUR
DETAIL SHEET

5x8 DL Pro 5.8 MODULE LED SCREEN
DISCUSS LED SCREEN FLOOR SUPPORT
WITH STAGING SUPERVISOR

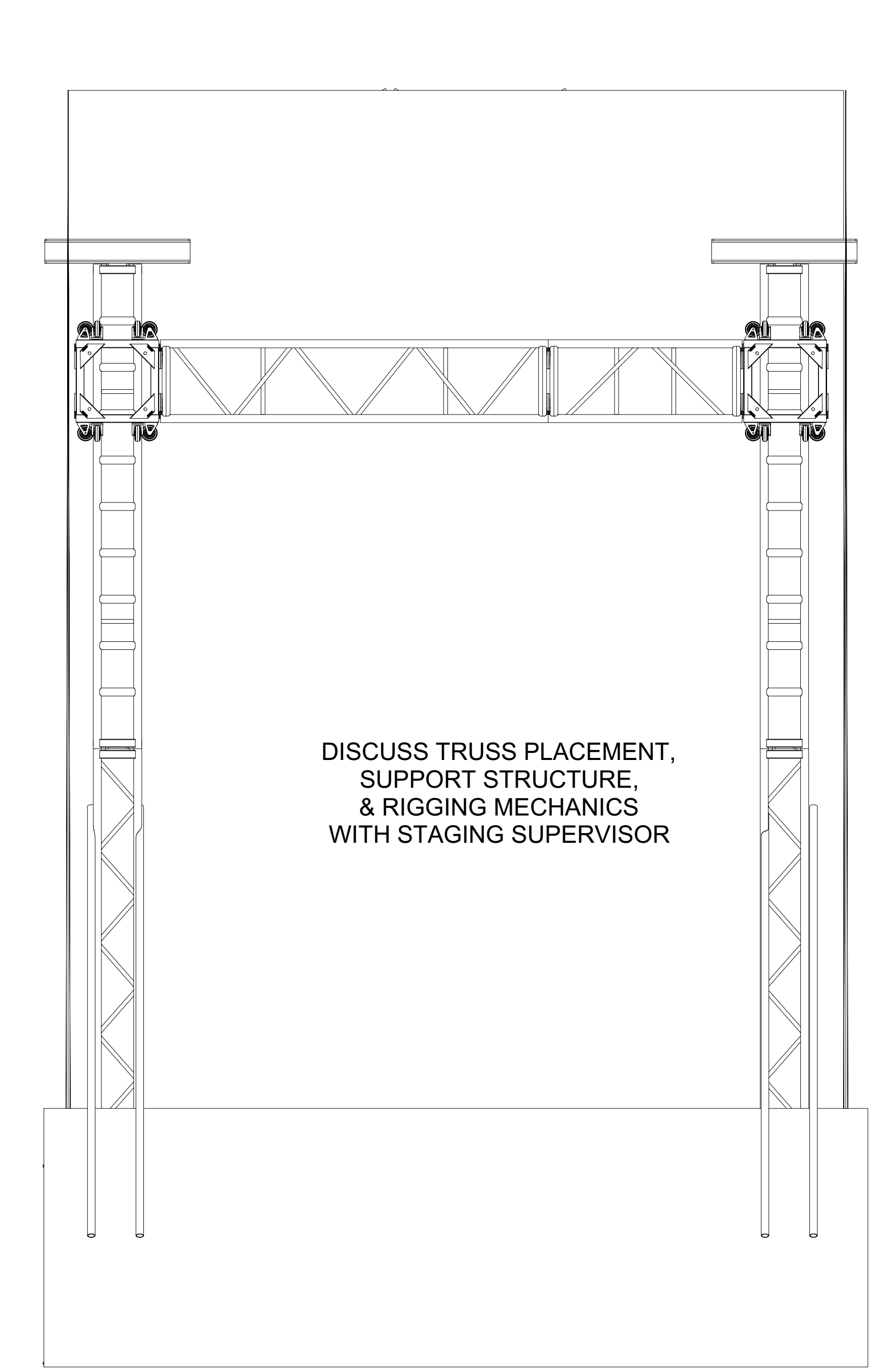
TOP OF PLATFORM
PLATFORM OVER FRAMED STRUCTURE
OVER SEATING SECTION
BLACK FABRIC MASKING ON FRONT & SIDES

3 LEFT SIDE VIEW
Scale: 1/2" = 1'-0"

2 FRONT VIEW
Scale: 1/2" = 1'-0"



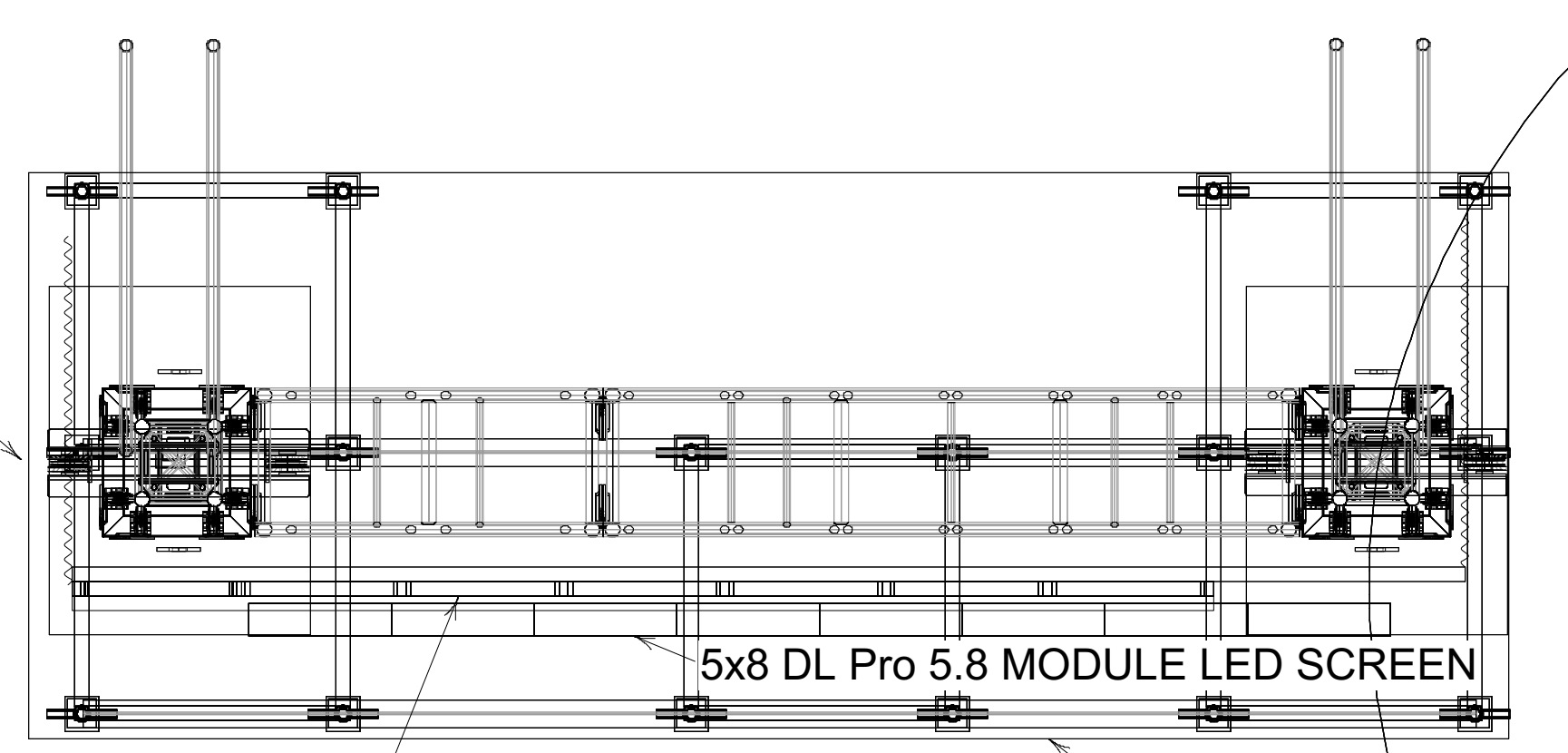
4 RIGHT SIDE VIEW
Scale: 1/2" = 1'-0"



DISCUSS TRUSS PLACEMENT,
SUPPORT STRUCTURE,
& RIGGING MECHANICS
WITH STAGING SUPERVISOR

5 BACK VIEW
Scale: 1/2" = 1'-0"

BLACK CURTAIN WRAPS
AROUND SIDES OF PLATROM
TO MASK TRUSS
(ADD OUTRIGGER)



REVOLUTION DISPLAY 1280 BLADE STRUCTURE
SEE LED BLADE STRUCTURE
DETAIL SHEET

1 PLAN VIEW
Scale: 1/2" = 1'-0"

PLATFORM OVER SEATING SECTION
MATTE BLACK PAINT TREATMENT ON PLATFORM TOP
DISCUSS TRUSS PLACEMENT & RIGGING MECHANICS WITH STAGING SUPERVISOR
DISCUSS LED SCREEN FLOOR SUPPORT WITH STAGING SUPERVISOR



6 PERSPECTIVE VIEW
Scale: 3/16" = 1'-0"