
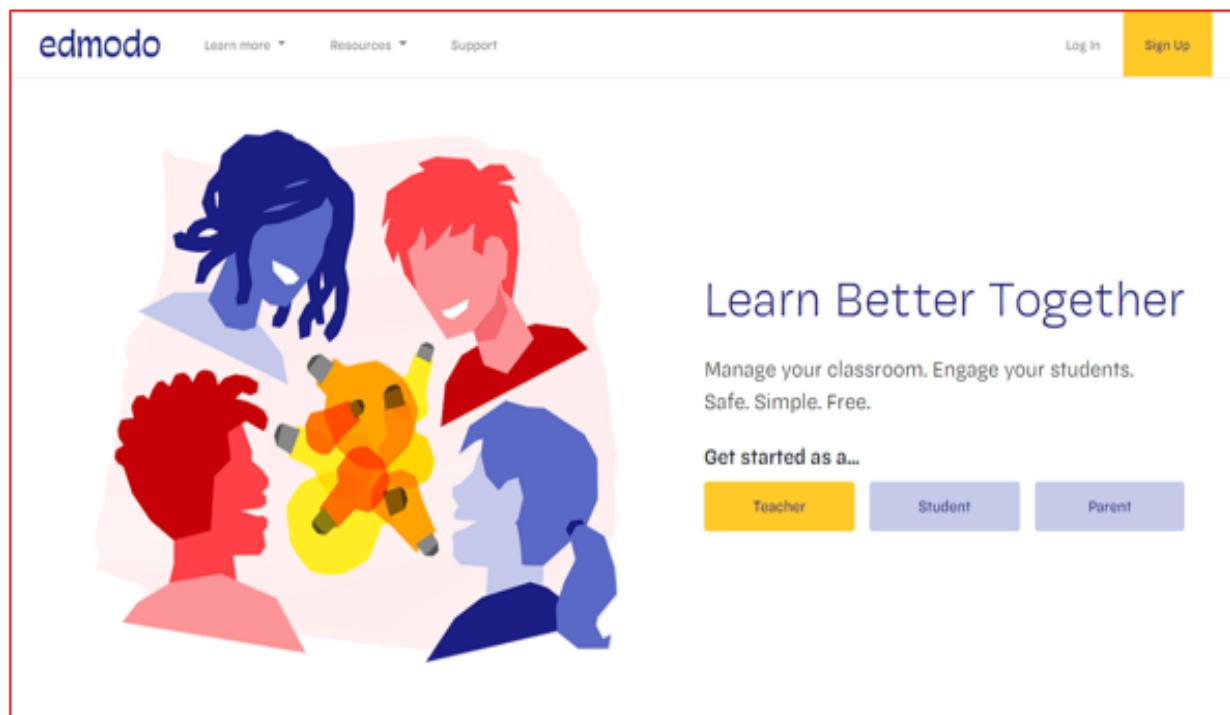


# Student Guide to Registration and Login

Go to [www.edmodo.com](http://www.edmodo.com)

OR

Mobile App / Play Store

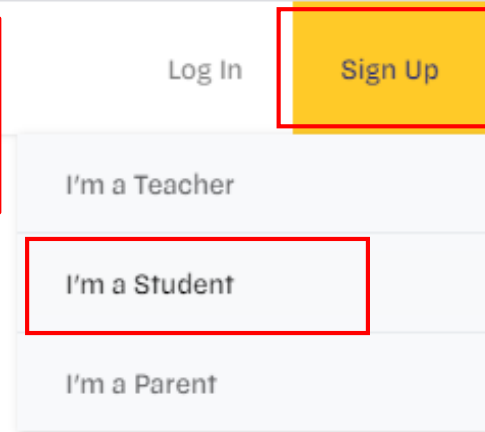


# Student Registration & Login

## Computer Desktop Website

1

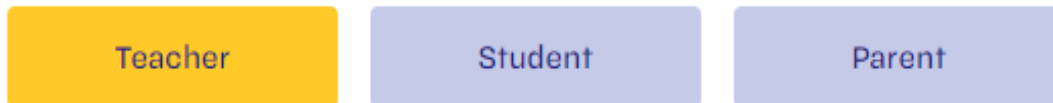
go to [www.edmodo.com](http://www.edmodo.com)  
and click on Sign Up for  
first time users



# Learn Better Together

Manage your classroom. Engage your students.  
Safe. Simple. Free.

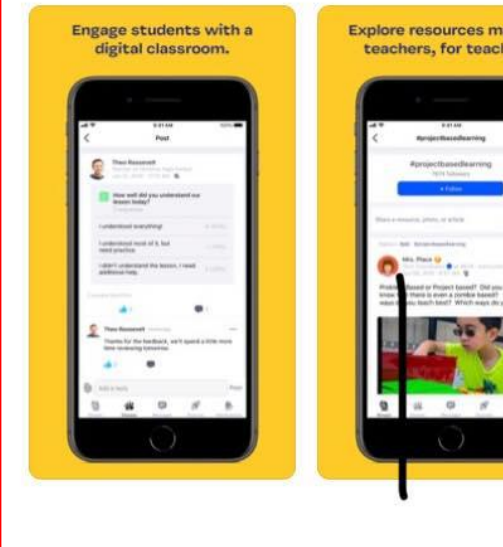
Get started as a...



## Mobile / Tablet App

1

download  
Edmodo App



2


click on  
Create account for  
first time users




# Student Registration & Login

## Computer Desktop Website

### Edmodo for Students

 Sign up with Google

 Sign up with Office 365

**3** Fill in student First and Last name

First Name

Last Name

Class Code **4** Enter class code from teacher ?

Username **5** Create student own username

Email (Optional)

Password **5** Create student own password

**6** Sign up for FREE

## Mobile / Tablet App

Who are you?

Teacher

Student

**3** click on Student

Enter class code from teacher

Create student own username

Create student own password

Group Code

Username

Password (min 6 characters)

Email (optional)

**6** Next

By tapping Next, you and your parents agree to the Terms of Service and Privacy Policy.

# Student Registration & Login

## Computer Desktop Website

The screenshot shows the desktop website interface. At the top left, there is a user profile for 'Student FN Student LN' with a 'View Profile' link. A red box labeled '7' highlights this profile area. To the right is a text input field labeled 'Type your note here...' with a red box labeled '8' highlighting it. Below the profile, there are sections for 'MY CLASSES' and 'MY GROUPS'. A red box labeled '7' highlights the 'MY CLASSES' section with the text 'Find your class here'. Another red box labeled '8' highlights a menu icon in the 'MY CLASSES' section with the text 'You can join other classes here'. At the bottom, there is a 'Join a Group' button and a 'MY PARENTS' section with '0' members and an 'Invite a parent' button.

## Mobile / Tablet App

The screenshot shows the mobile app interface. At the top, there is an 'Introduce Yourself' section with 'First Name' and 'Last Name' input fields, both highlighted with red boxes. A red box labeled '7' highlights these fields with the text 'Fill in student First / Last name and click Create'. Below the input fields is a 'Create' button, also highlighted with a red box. Below this is a 'Classroom' screen showing 'Latest Activity' and 'My Classes'. A red box labeled '8' highlights the 'My Classes' section with the text 'Find your class here and join other classes using + sign'. At the bottom, there is a navigation bar with icons for 'Classes', 'Planner', 'Discover', 'Messages', and 'Notifications'.

# Student Registration & Login

## Computer Desktop Website

The screenshot shows a desktop view of a class page. On the left, there is a sidebar with navigation options: 'Your Classes', 'Posts', 'Folders', 'Members', and 'SMALL GROUPS (0)'. The main content area displays the class title 'جغرافيا - ثانوي ثالث' (Geography - 12th Grade) and the teacher's name 'Reem Khaddaj | Social Studies'. A red box with the number '9' highlights the text: 'After clicking on your class all teacher posts, assignments and learning materials show up on this page as your worksheet.' Below this, another red box with the number '10' highlights the text: 'And you can easily submit your work for each assignment here too'. The interface includes a 'Like' button and a 'Write a comment' field at the bottom.

## Mobile / Tablet App

The screenshot shows a mobile view of the same class page. The top navigation bar includes 'Posts', 'Ask a question', and 'Small Groups'. A red box with the number '9' highlights the text: 'After clicking on your class all teacher posts, assignments and learning materials show up on this page as your worksheet.' Below this, another red box with the number '10' highlights the text: 'And you can easily submit your work for each assignment here too'. The bottom navigation bar contains icons for 'Classes', 'Planner', 'Discover', 'Messages', and 'Notifications'. The interface also shows a 'Like' button and a 'Write a comment' field.

# Student Registration & Login

## Computer Desktop Website

Log In

Sign Up

**11**

On your next visits click here to login to Edmodo

# Learn Better Together

Manage your classroom. Engage your students.  
Safe. Simple. Free.

Get started as a...

Teacher

Student

Parent

## Mobile / Tablet App

# edmodo



**11**

On your next visits click here to login to Edmodo

count

at? Login here