



**Bakersfield Elementary
Teachers Association**

2019-2020 Administration/Site Climate Survey

McCloskey Area

Chipman

Curran

Eissler

Evergreen

Frank West

Fremont

Harris

Munsey

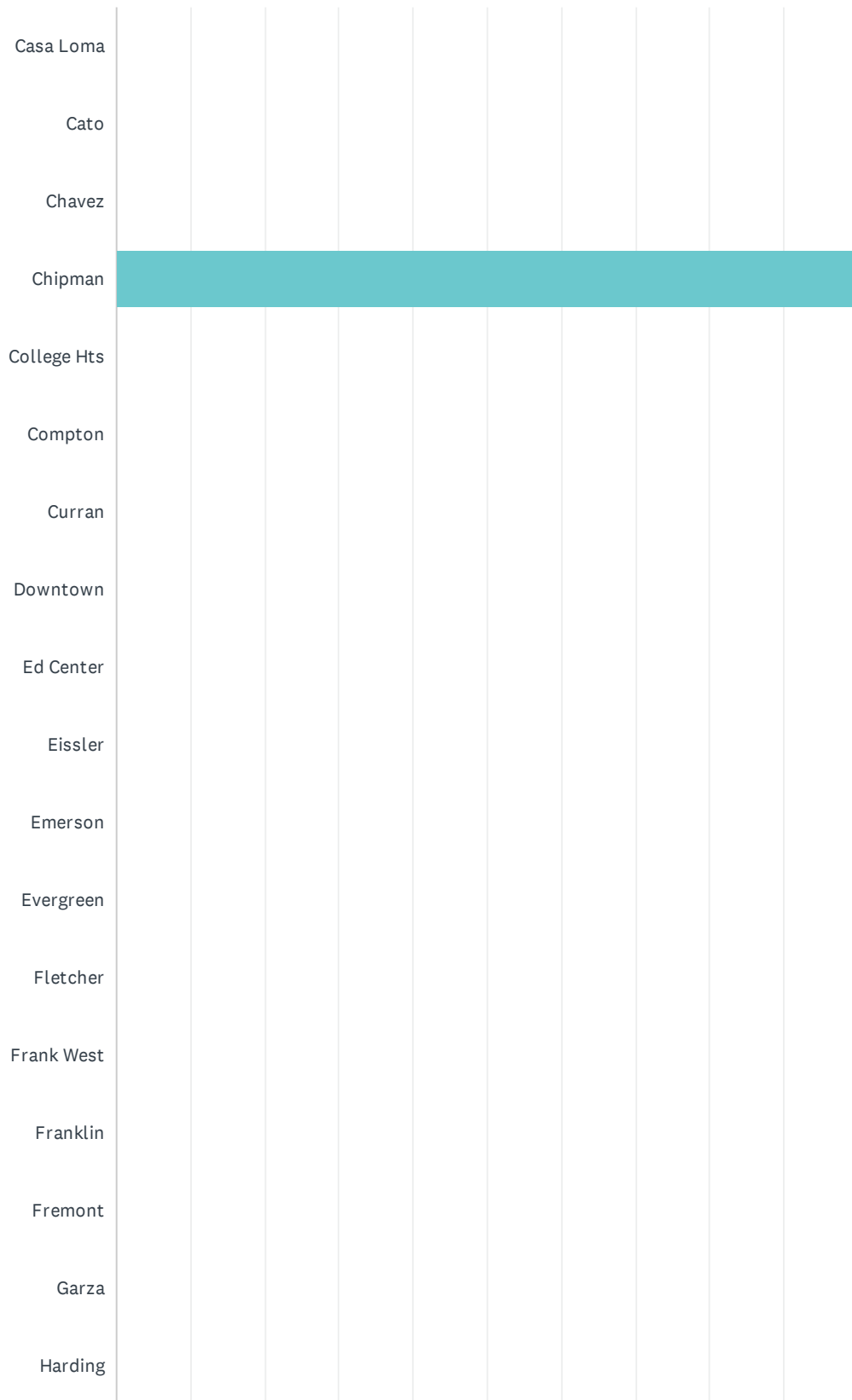
Nichols

Raefer Johnson

Thorner

Q1 School Site (If you work at multiple sites choose your home site OR complete a survey for each site at which you spend significant time.)

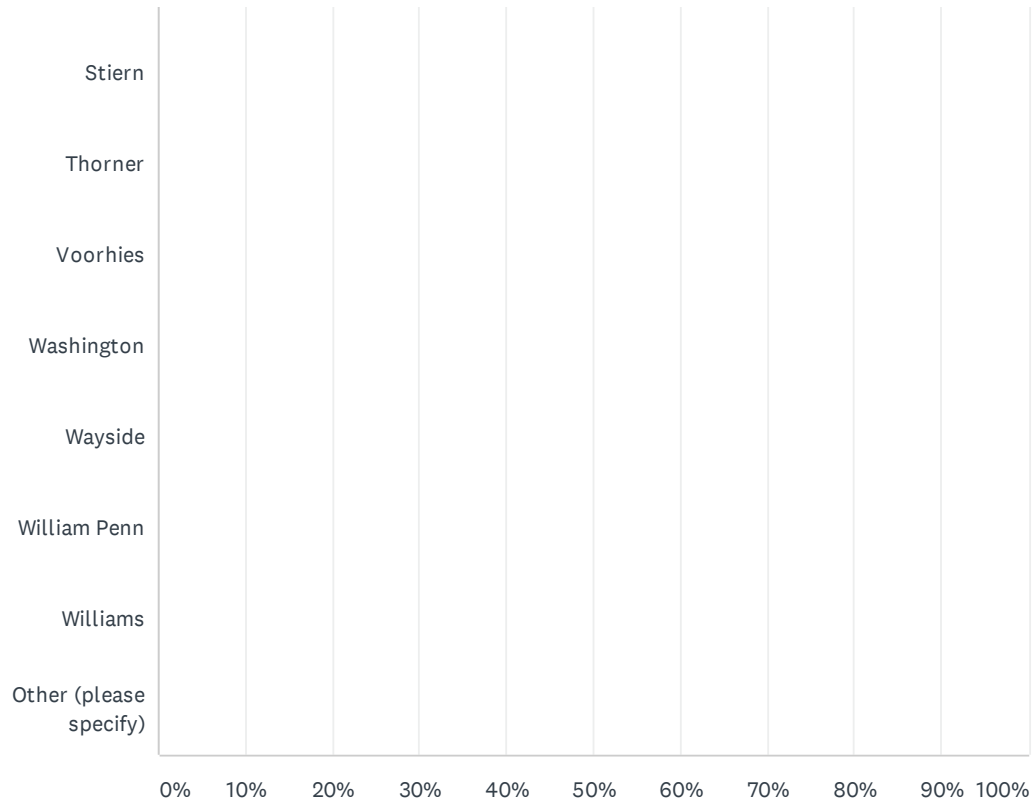
Answered: 8 Skipped: 0



2019-2020 BETA Administration/Site Climate Survey

Harris										
Horace Mann										
Hort										
Jefferson										
Longfellow										
McKinley										
Mt.Vernon										
Munsey										
Nichols										
Noble										
Nurses										
Owens Intermediate										
Owens Primary										
Pauly										
Pioneer										
Rafer Johnson										
Roosevelt										
Sequoia										
Sierra										
Special Ed Office										
Stella Hills										

2019-2020 BETA Administration/Site Climate Survey



2019-2020 BETA Administration/Site Climate Survey

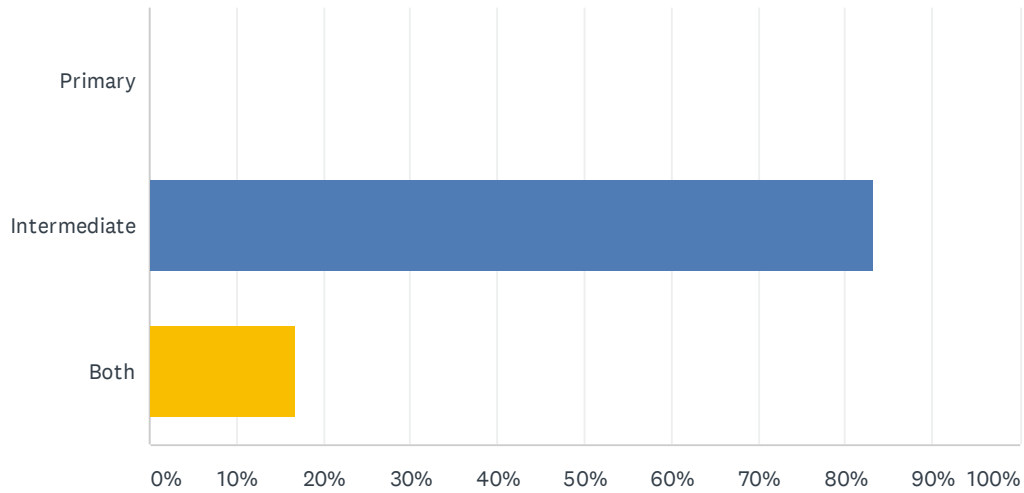
ANSWER CHOICES	RESPONSES	
Casa Loma	0.00%	0
Cato	0.00%	0
Chavez	0.00%	0
Chipman	100.00%	8
College Hts	0.00%	0
Compton	0.00%	0
Curran	0.00%	0
Downtown	0.00%	0
Ed Center	0.00%	0
Eissler	0.00%	0
Emerson	0.00%	0
Evergreen	0.00%	0
Fletcher	0.00%	0
Frank West	0.00%	0
Franklin	0.00%	0
Fremont	0.00%	0
Garza	0.00%	0
Harding	0.00%	0
Harris	0.00%	0
Horace Mann	0.00%	0
Hort	0.00%	0
Jefferson	0.00%	0
Longfellow	0.00%	0
McKinley	0.00%	0
Mt.Vernon	0.00%	0
Munsey	0.00%	0
Nichols	0.00%	0
Noble	0.00%	0
Nurses	0.00%	0
Owens Intermediate	0.00%	0
Owens Primary	0.00%	0
Pauly	0.00%	0

2019-2020 BETA Administration/Site Climate Survey

Pioneer	0.00%	0
Rafer Johnson	0.00%	0
Roosevelt	0.00%	0
Sequoia	0.00%	0
Sierra	0.00%	0
Special Ed Office	0.00%	0
Stella Hills	0.00%	0
Stiern	0.00%	0
Thorner	0.00%	0
Voorhies	0.00%	0
Washington	0.00%	0
Wayside	0.00%	0
William Penn	0.00%	0
Williams	0.00%	0
Other (please specify)	0.00%	0
Total Respondents: 8		

Q2 Instructional Grade Level or Support Services

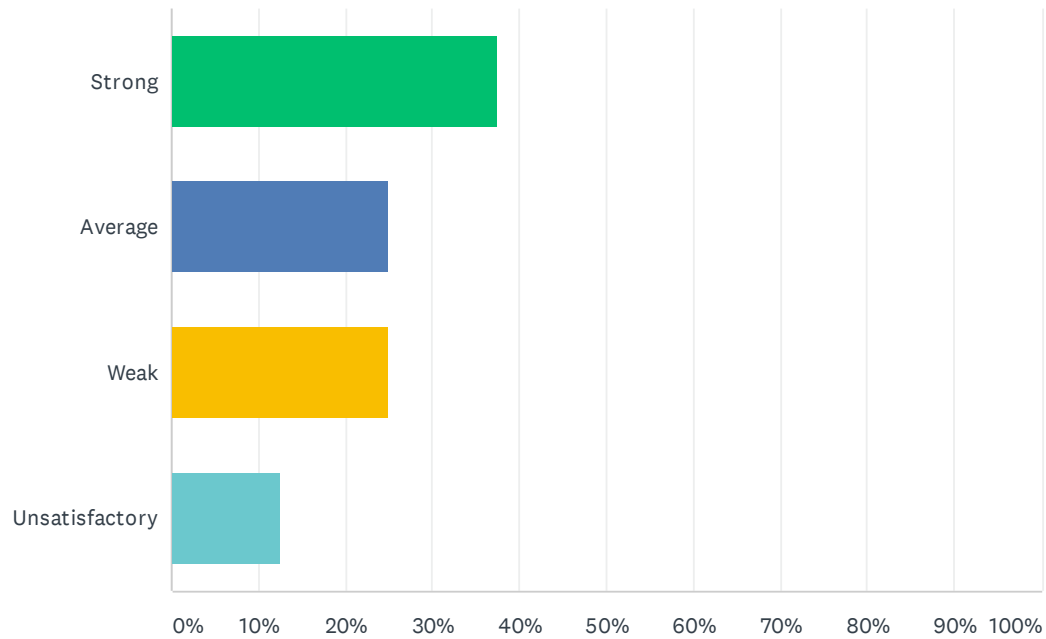
Answered: 6 Skipped: 2



ANSWER CHOICES	RESPONSES	
Primary	0.00%	0
Intermediate	83.33%	5
Both	16.67%	1
TOTAL		6

Q3 Site administration is sensitive to the needs of students, staff, and community.

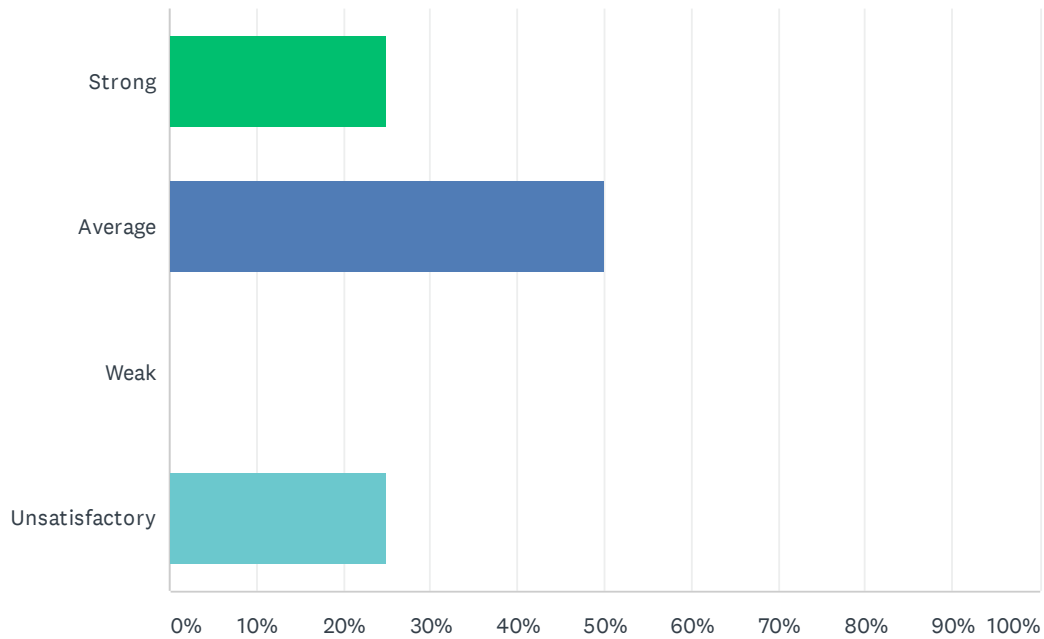
Answered: 8 Skipped: 0



ANSWER CHOICES	RESPONSES	
Strong	37.50%	3
Average	25.00%	2
Weak	25.00%	2
Unsatisfactory	12.50%	1
TOTAL		8

Q4 Site administration treats staff with respect; you feel like a valued member of a team

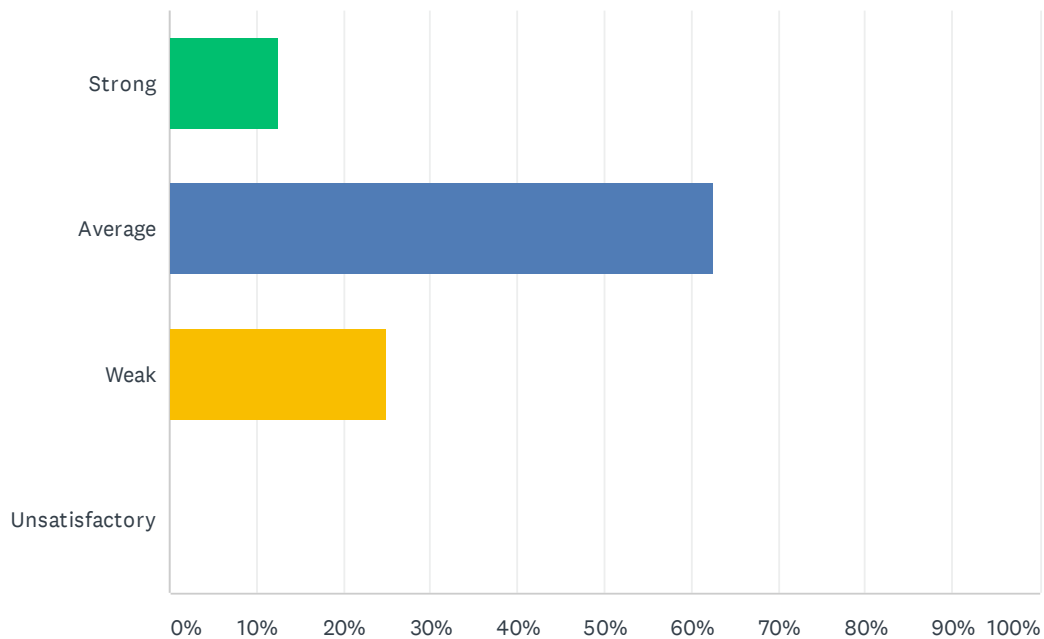
Answered: 8 Skipped: 0



ANSWER CHOICES	RESPONSES	
Strong	25.00%	2
Average	50.00%	4
Weak	0.00%	0
Unsatisfactory	25.00%	2
TOTAL		8

Q5 Site administration conducts classroom visits (walk-through) in least the disruptive manner and leaves timely feedback (within 24 hours).

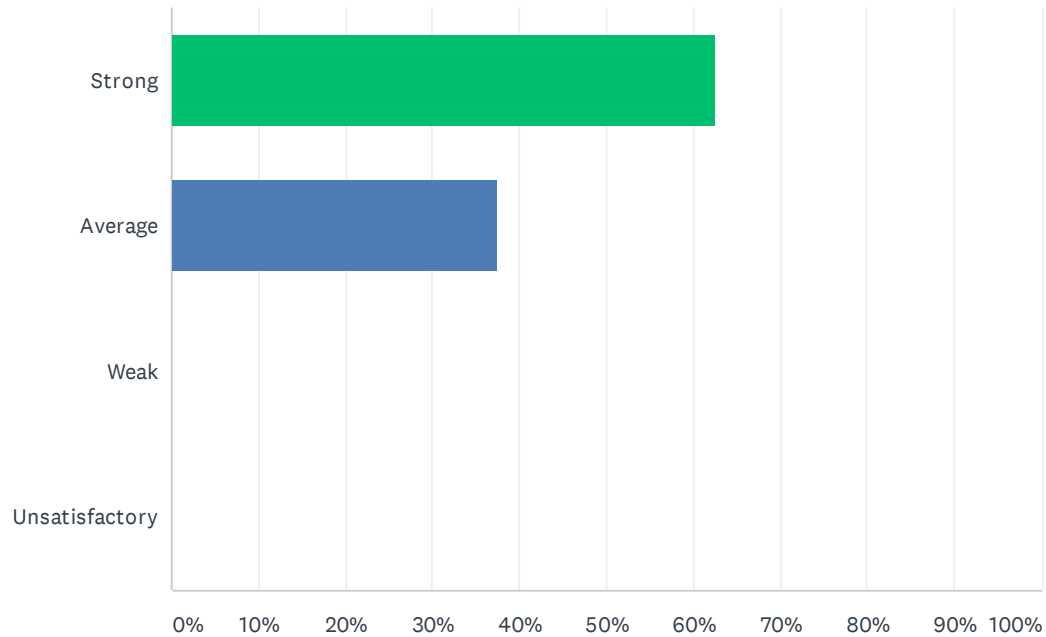
Answered: 8 Skipped: 0



ANSWER CHOICES	RESPONSES	
Strong	12.50%	1
Average	62.50%	5
Weak	25.00%	2
Unsatisfactory	0.00%	0
TOTAL		8

Q6 Site administration follows the contract and respects personal rights.

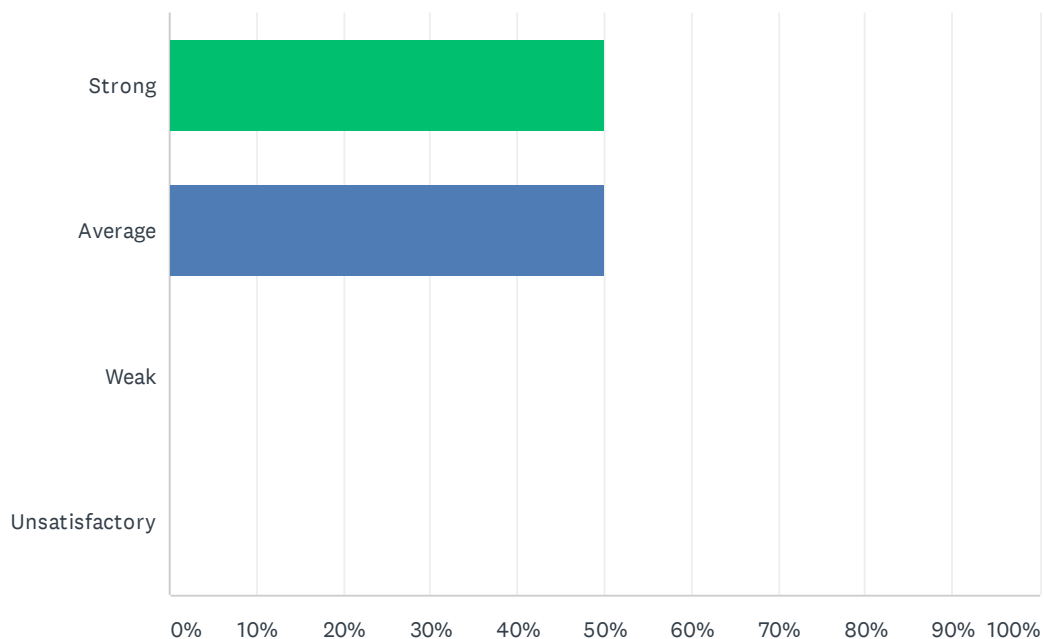
Answered: 8 Skipped: 0



ANSWER CHOICES	RESPONSES	
Strong	62.50%	5
Average	37.50%	3
Weak	0.00%	0
Unsatisfactory	0.00%	0
TOTAL		8

Q7 Administration utilizes staff according to their job description (ie. Coaches, APL's, Specialists & Staff).

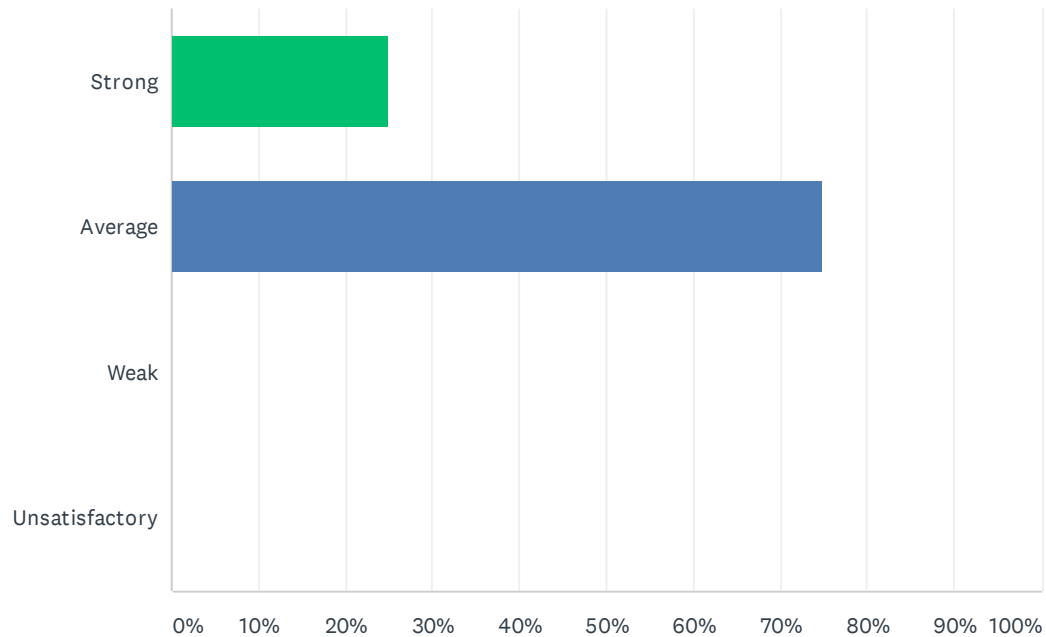
Answered: 8 Skipped: 0



ANSWER CHOICES	RESPONSES	
Strong	50.00%	4
Average	50.00%	4
Weak	0.00%	0
Unsatisfactory	0.00%	0
TOTAL		8

Q8 Administration maintains open communication with staff, parents, and students.

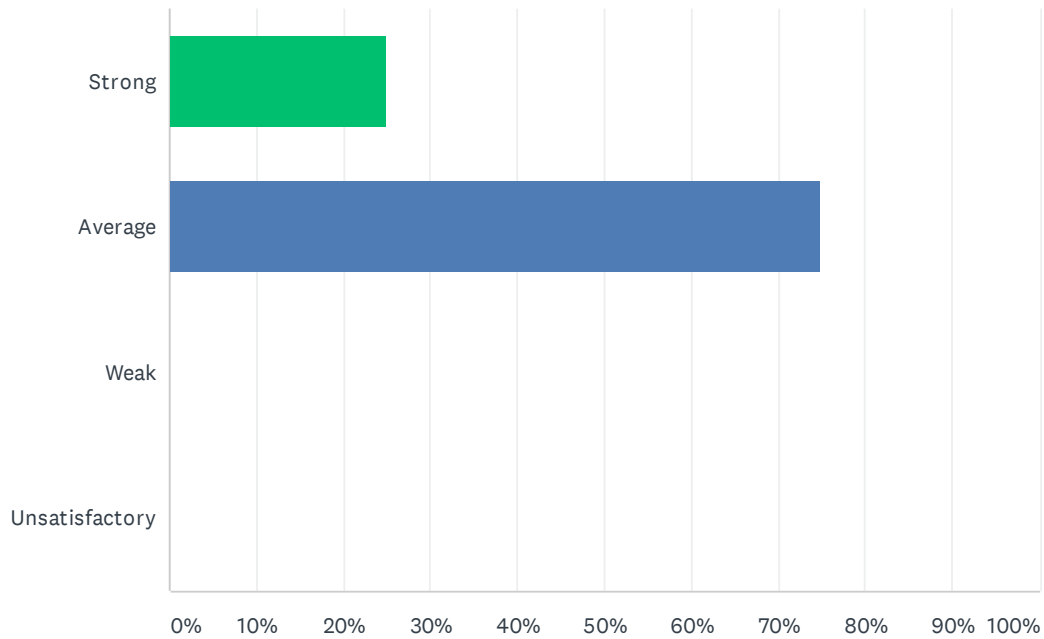
Answered: 8 Skipped: 0



ANSWER CHOICES	RESPONSES	
Strong	25.00%	2
Average	75.00%	6
Weak	0.00%	0
Unsatisfactory	0.00%	0
TOTAL		8

Q9 Administration supports staff against attacks and criticism from parents.

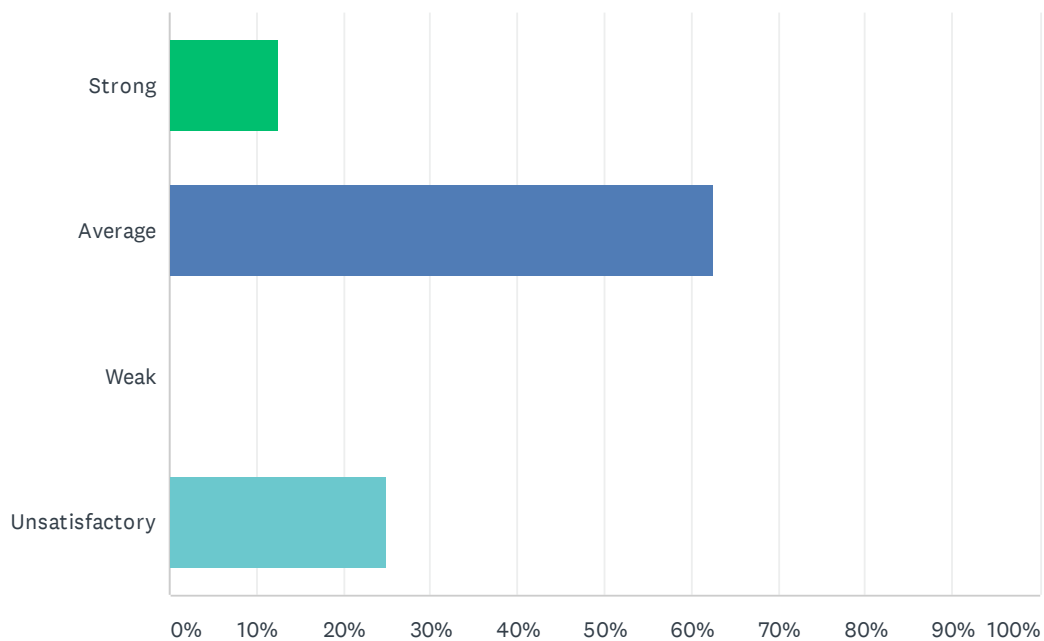
Answered: 8 Skipped: 0



ANSWER CHOICES	RESPONSES	
Strong	25.00%	2
Average	75.00%	6
Weak	0.00%	0
Unsatisfactory	0.00%	0
TOTAL		8

Q10 Site administration treats all teachers equally; there is no preferential treatment.

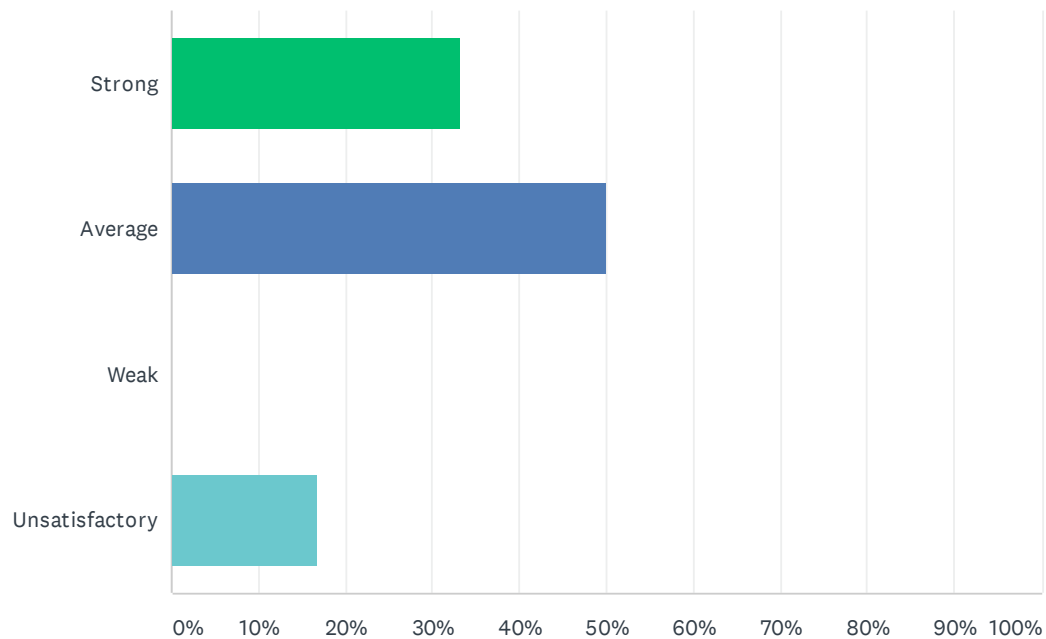
Answered: 8 Skipped: 0



ANSWER CHOICES	RESPONSES	
Strong	12.50%	1
Average	62.50%	5
Weak	0.00%	0
Unsatisfactory	25.00%	2
TOTAL		8

Q11 Administration supports classroom discipline procedures and follows District discipline guidelines.

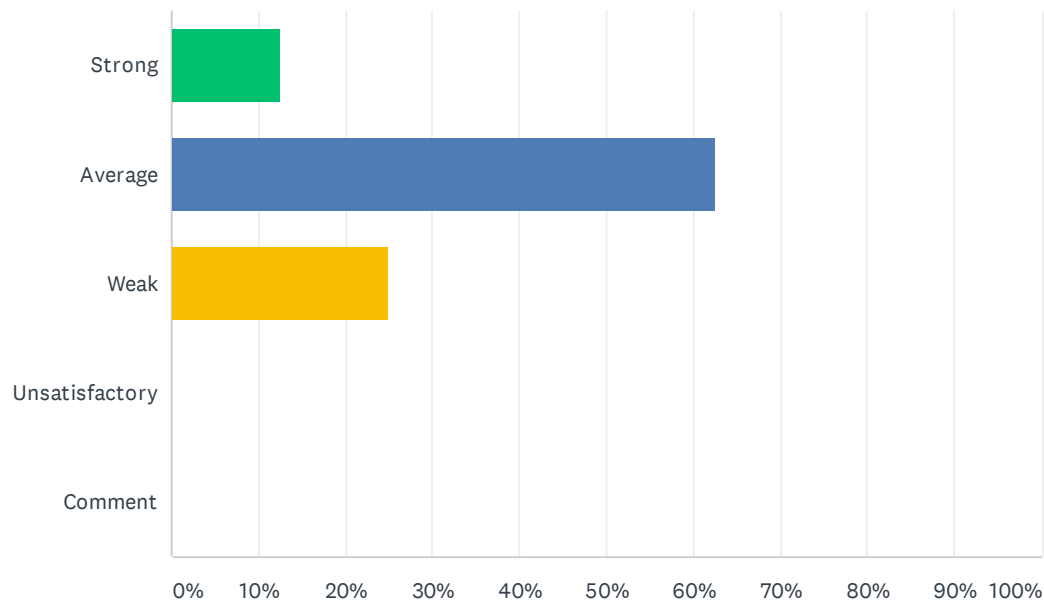
Answered: 6 Skipped: 2



ANSWER CHOICES	RESPONSES	
Strong	33.33%	2
Average	50.00%	3
Weak	0.00%	0
Unsatisfactory	16.67%	1
TOTAL		6

Q12 Administration processes ODR's (Office Disciplinary Referrals) within 48 hours and supports staff when discipline moves beyond classroom managed behaviors.

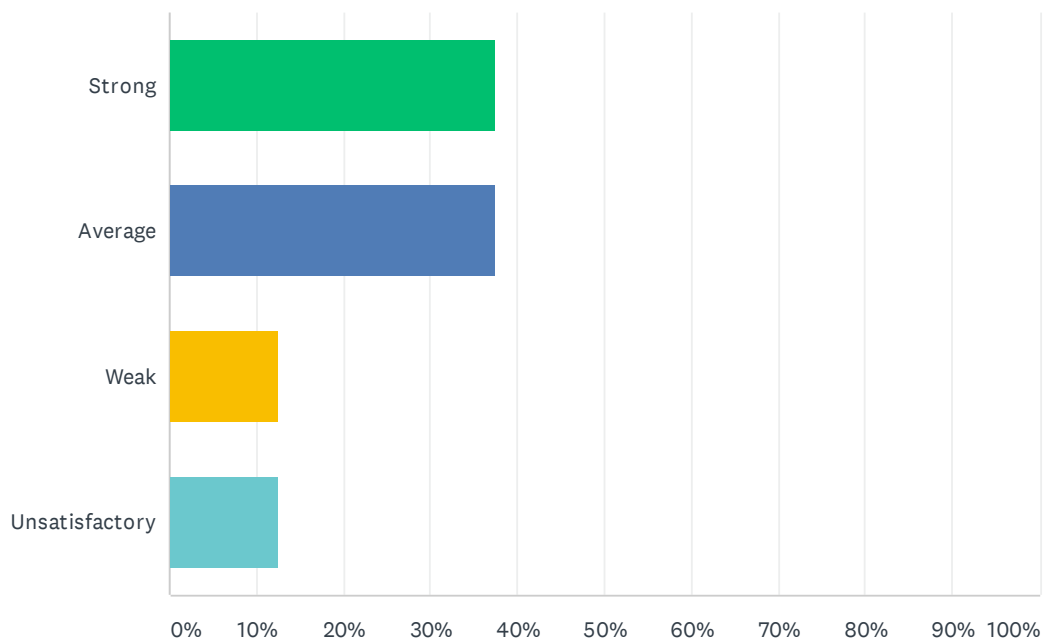
Answered: 8 Skipped: 0



ANSWER CHOICES	RESPONSES	
Strong	12.50%	1
Average	62.50%	5
Weak	25.00%	2
Unsatisfactory	0.00%	0
Comment	0.00%	0
TOTAL		8

Q13 Administration treats teachers as professionals; the teacher's word is not disregarded in favor of the student's.

Answered: 8 Skipped: 0



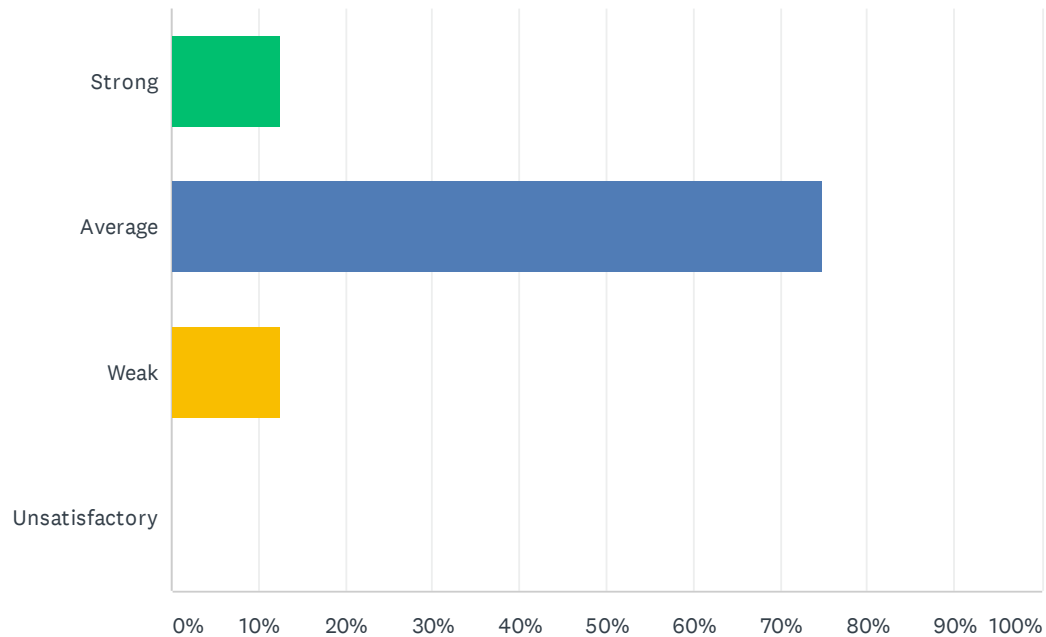
ANSWER CHOICES	RESPONSES	
Strong	37.50%	3
Average	37.50%	3
Weak	12.50%	1
Unsatisfactory	12.50%	1
TOTAL		8

Q14 How do you feel that your administration positively/negatively impacts working conditions at your site?

Answered: 5 Skipped: 3

Q15 Site staff is involved in setting school policies and budgetary priorities.

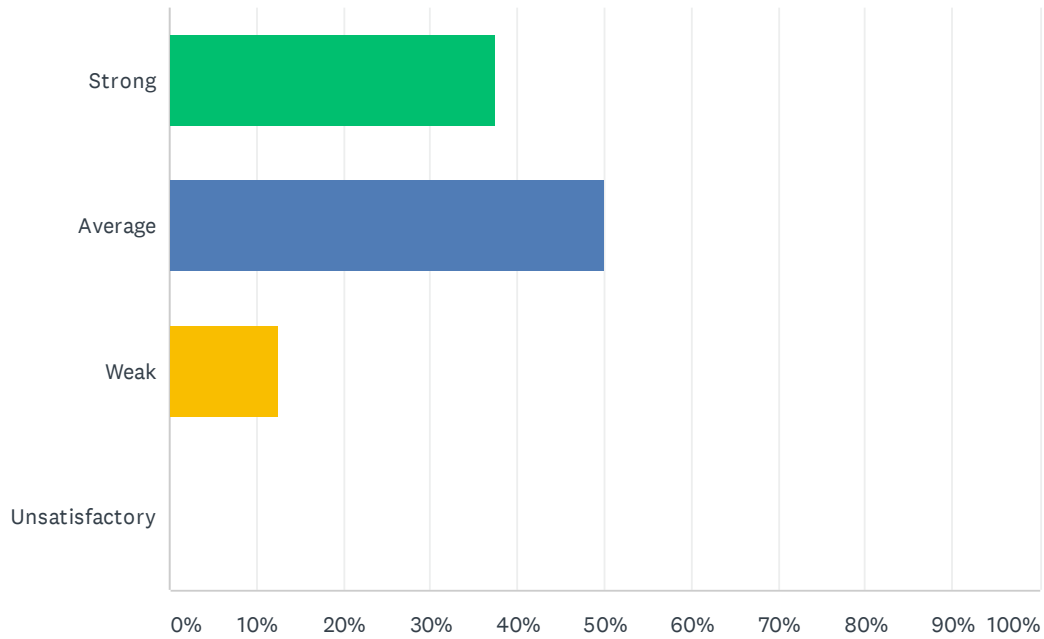
Answered: 8 Skipped: 0



ANSWER CHOICES	RESPONSES	
Strong	12.50%	1
Average	75.00%	6
Weak	12.50%	1
Unsatisfactory	0.00%	0
TOTAL		8

Q16 Site meetings are productive and not excessive.

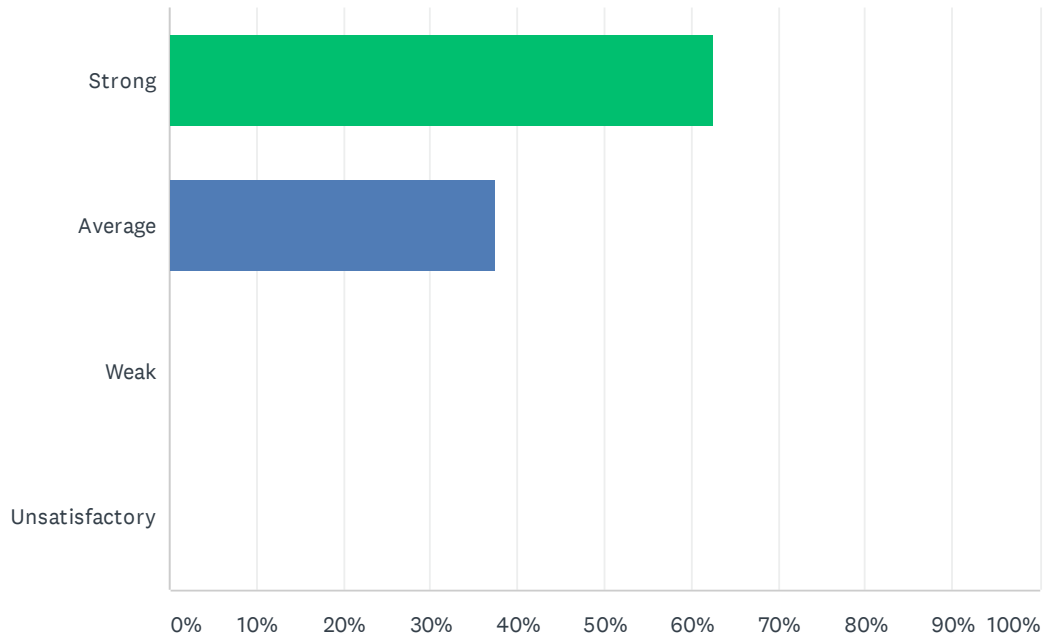
Answered: 8 Skipped: 0



ANSWER CHOICES	RESPONSES	
Strong	37.50%	3
Average	50.00%	4
Weak	12.50%	1
Unsatisfactory	0.00%	0
TOTAL		8

Q17 Bank days are used for PLC activities; Site administration uses two Bank Days a month and staff gets uninterrupted planning/preparation time twice a month during Bank Days.

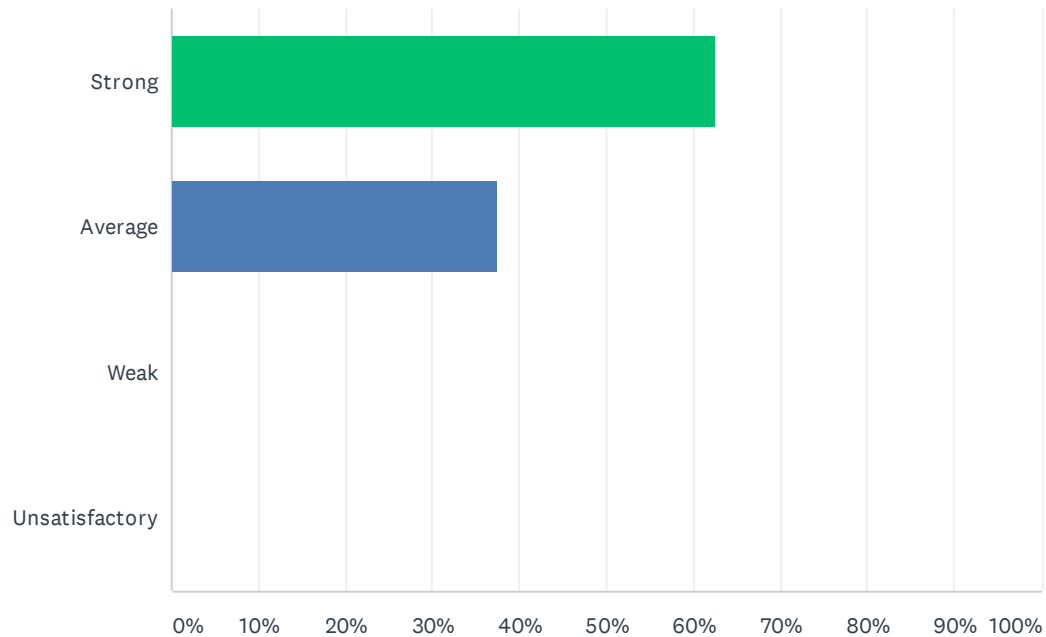
Answered: 8 Skipped: 0



ANSWER CHOICES	RESPONSES	
Strong	62.50%	5
Average	37.50%	3
Weak	0.00%	0
Unsatisfactory	0.00%	0
TOTAL		8

Q18 My site receives daily consecutive uninterrupted planning/preparation time. (30 minutes / 40 minutes)

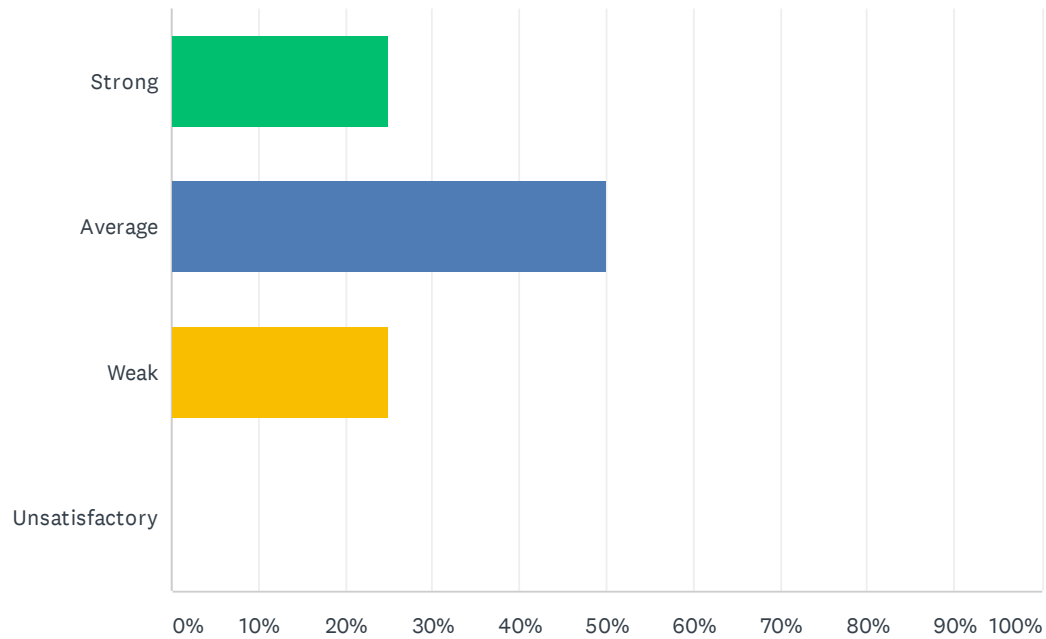
Answered: 8 Skipped: 0



ANSWER CHOICES	RESPONSES	
Strong	62.50%	5
Average	37.50%	3
Weak	0.00%	0
Unsatisfactory	0.00%	0
TOTAL		8

Q19 Staff is given time to input district required data (ie. Benchmarks, Dibels, CFAs, Report Card, and etc).

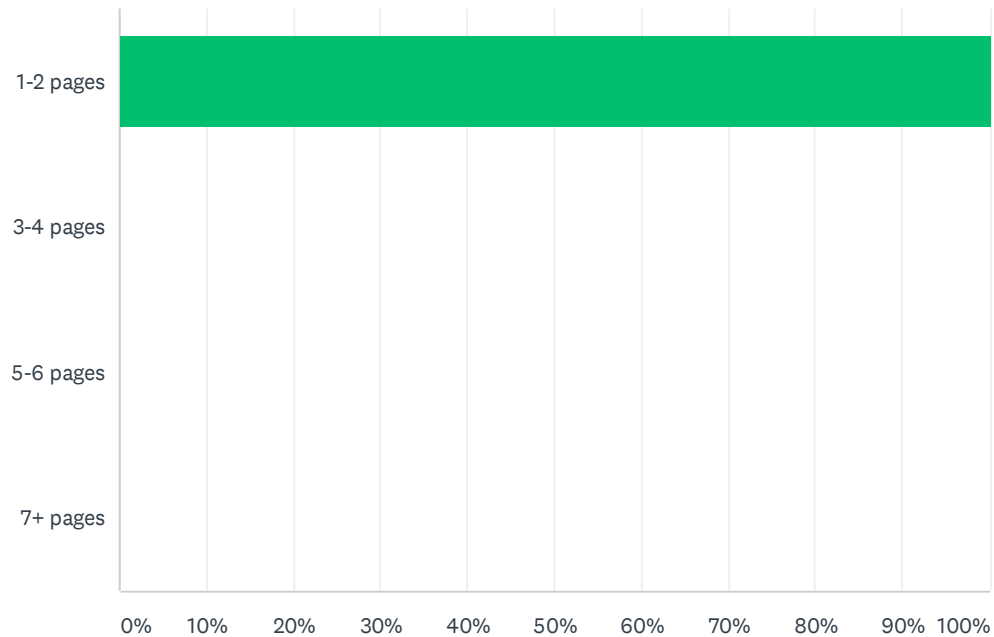
Answered: 8 Skipped: 0



ANSWER CHOICES	RESPONSES	
Strong	25.00%	2
Average	50.00%	4
Weak	25.00%	2
Unsatisfactory	0.00%	0
TOTAL		8

Q20 Teachers are required to submit complete, but not excessively lengthy lesson plans.

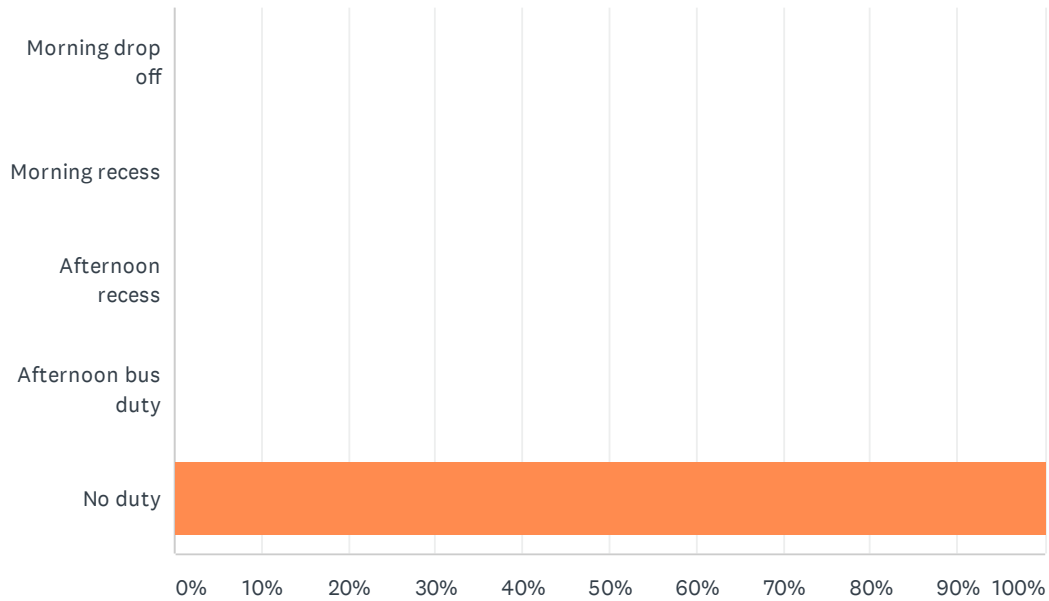
Answered: 8 Skipped: 0



ANSWER CHOICES	RESPONSES	
1-2 pages	100.00%	8
3-4 pages	0.00%	0
5-6 pages	0.00%	0
7+ pages	0.00%	0
TOTAL		8

Q21 Staff has recess and/or bus duty.

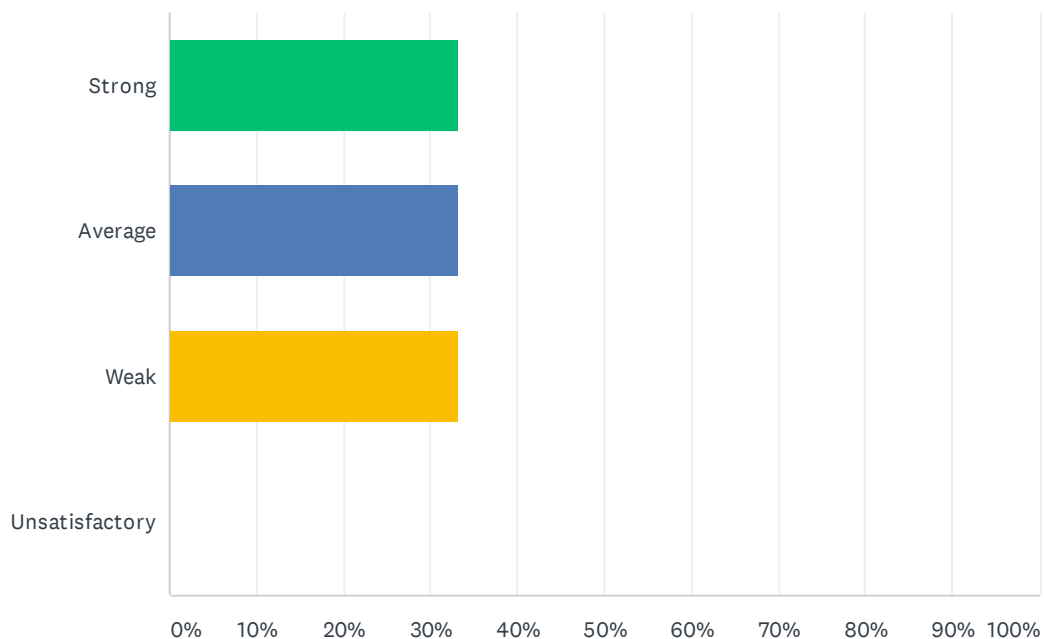
Answered: 8 Skipped: 0



ANSWER CHOICES	RESPONSES	
Morning drop off	0.00%	0
Morning recess	0.00%	0
Afternoon recess	0.00%	0
Afternoon bus duty	0.00%	0
No duty	100.00%	8
Total Respondents: 8		

Q22 The Special Education Department is assisting you with your questions, problems, and concerns.

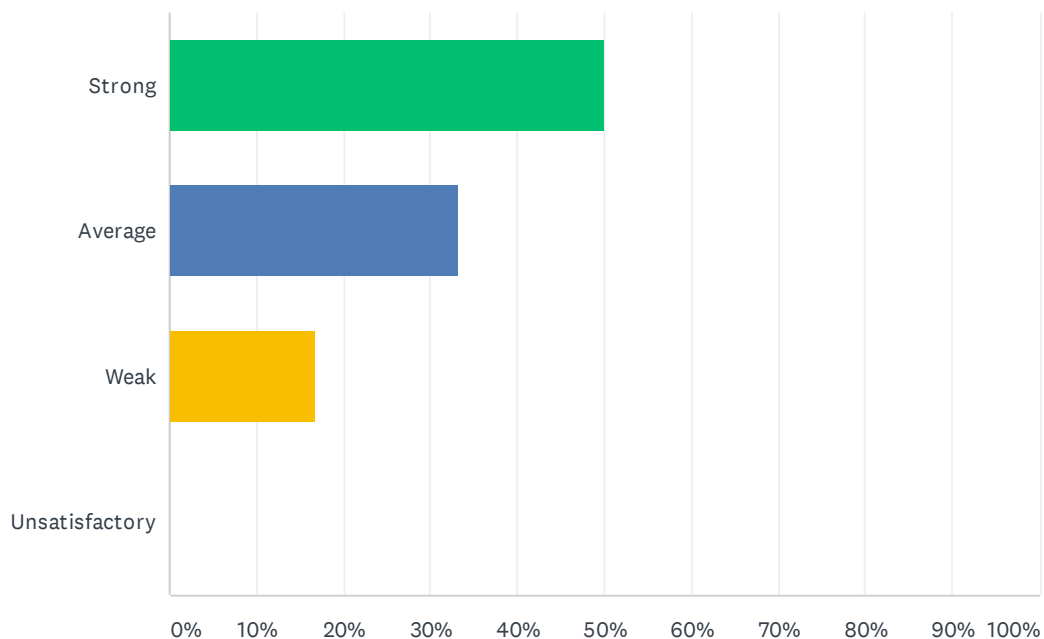
Answered: 6 Skipped: 2



ANSWER CHOICES	RESPONSES	
Strong	33.33%	2
Average	33.33%	2
Weak	33.33%	2
Unsatisfactory	0.00%	0
TOTAL		6

Q23 Special Education class size is balanced within each program to ensure student safety and individualized instruction.

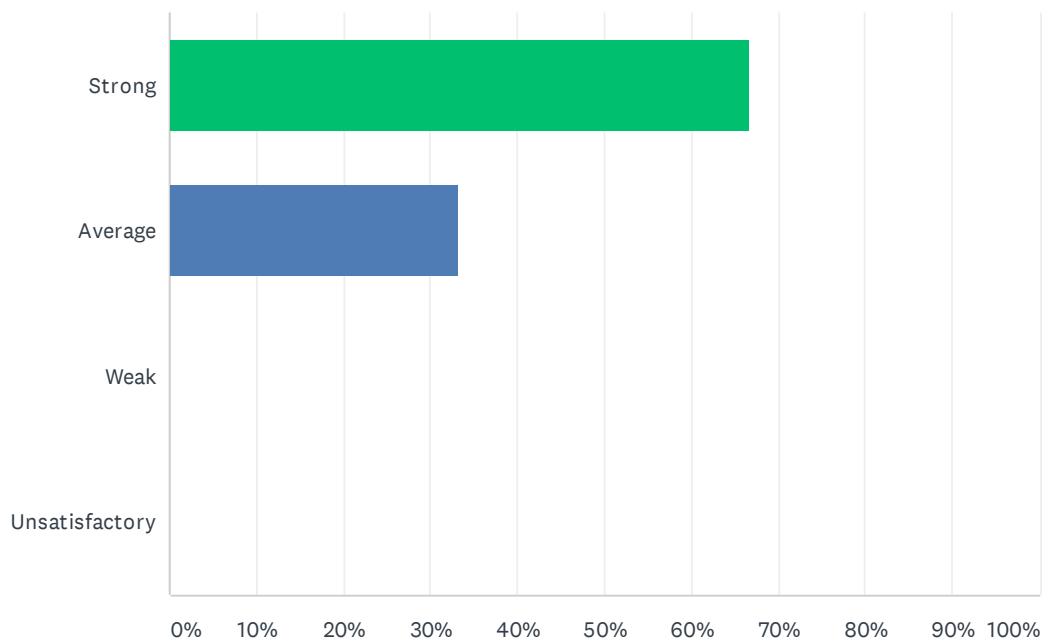
Answered: 6 Skipped: 2



ANSWER CHOICES	RESPONSES	
Strong	50.00%	3
Average	33.33%	2
Weak	16.67%	1
Unsatisfactory	0.00%	0
TOTAL		6

Q24 Special education teachers have opportunities to participate in school-based, content area staff development.

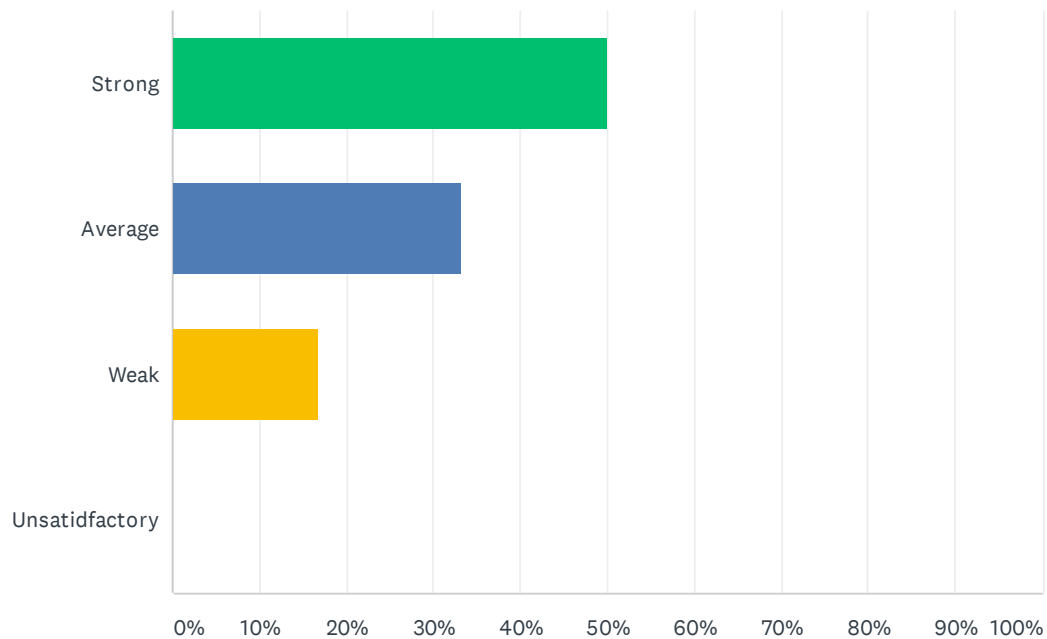
Answered: 6 Skipped: 2



ANSWER CHOICES	RESPONSES	
Strong	66.67%	4
Average	33.33%	2
Weak	0.00%	0
Unsatisfactory	0.00%	0
TOTAL		6

Q25 Special education teachers have needed access to ALL instructional resources provided to the general education teachers.

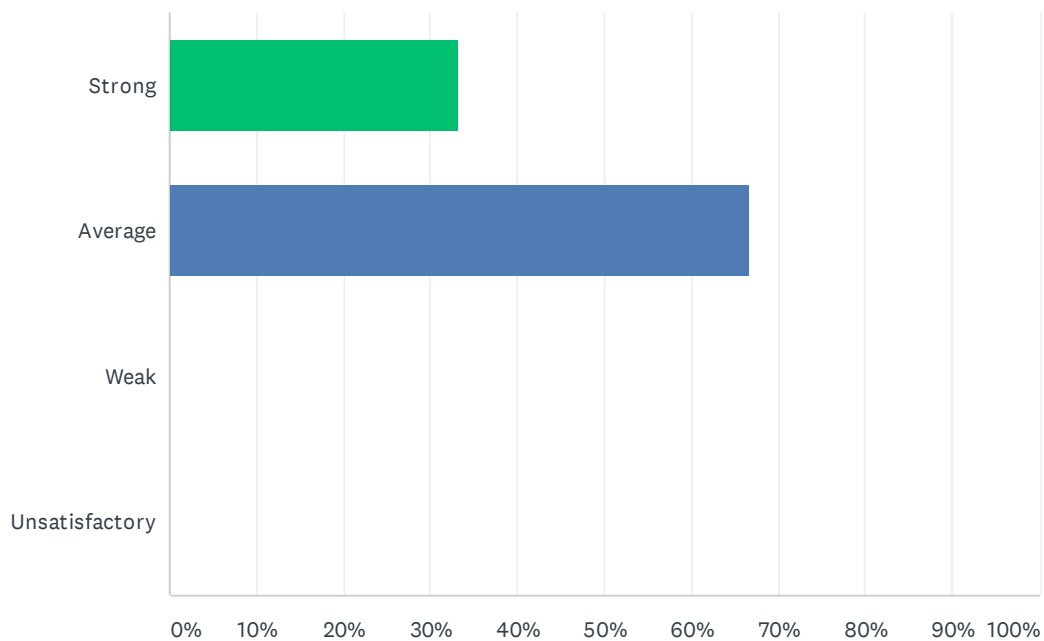
Answered: 6 Skipped: 2



ANSWER CHOICES	RESPONSES	
Strong	50.00%	3
Average	33.33%	2
Weak	16.67%	1
Unsatisfactory	0.00%	0
TOTAL		6

Q26 Special education teachers are adequately trained in the administration of state assessments and District IEP's.

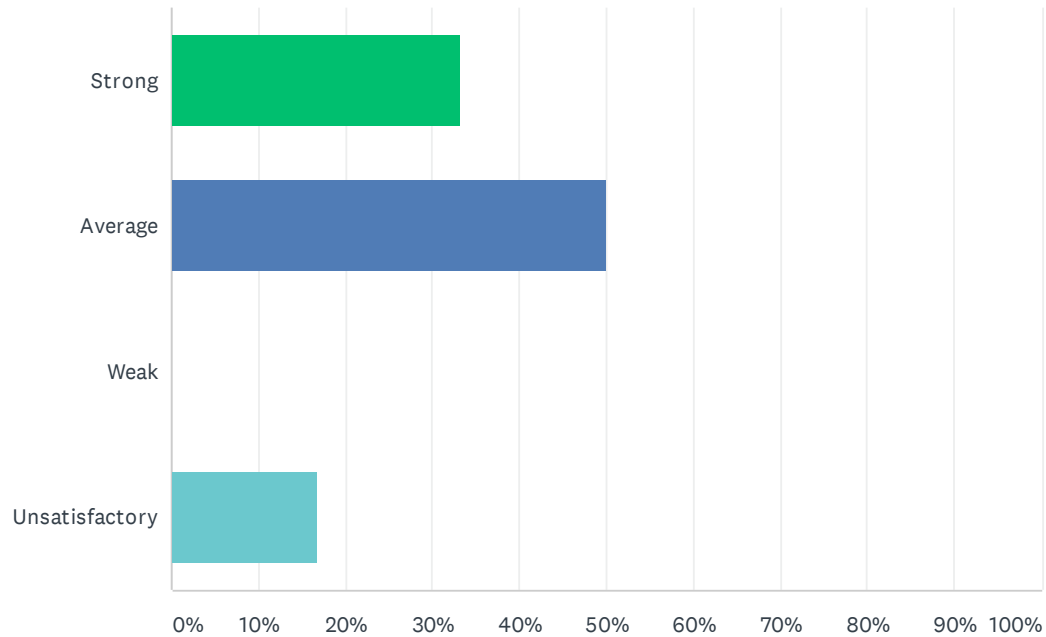
Answered: 6 Skipped: 2



ANSWER CHOICES	RESPONSES	
Strong	33.33%	2
Average	66.67%	4
Weak	0.00%	0
Unsatisfactory	0.00%	0
TOTAL		6

Q27 The site principal is accessible to discuss special education issues.

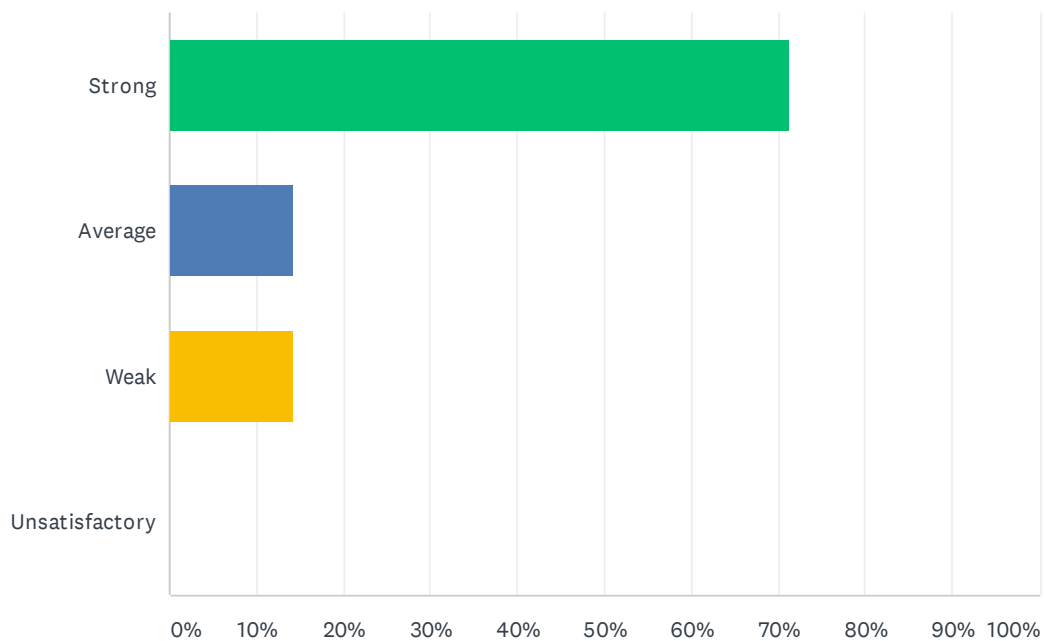
Answered: 6 Skipped: 2



ANSWER CHOICES	RESPONSES	
Strong	33.33%	2
Average	50.00%	3
Weak	0.00%	0
Unsatisfactory	16.67%	1
TOTAL		6

Q28 The site principal promotes equal opportunities for all students to learn.

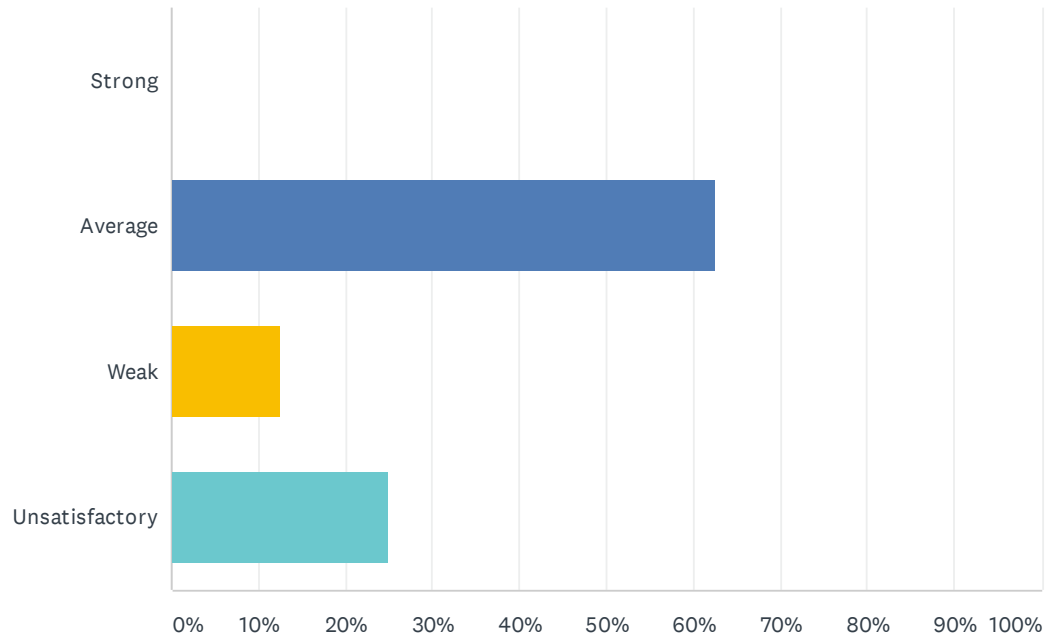
Answered: 7 Skipped: 1



ANSWER CHOICES	RESPONSES	
Strong	71.43%	5
Average	14.29%	1
Weak	14.29%	1
Unsatisfactory	0.00%	0
TOTAL		7

Q29 PBIS is used effectively and is improving behavior.

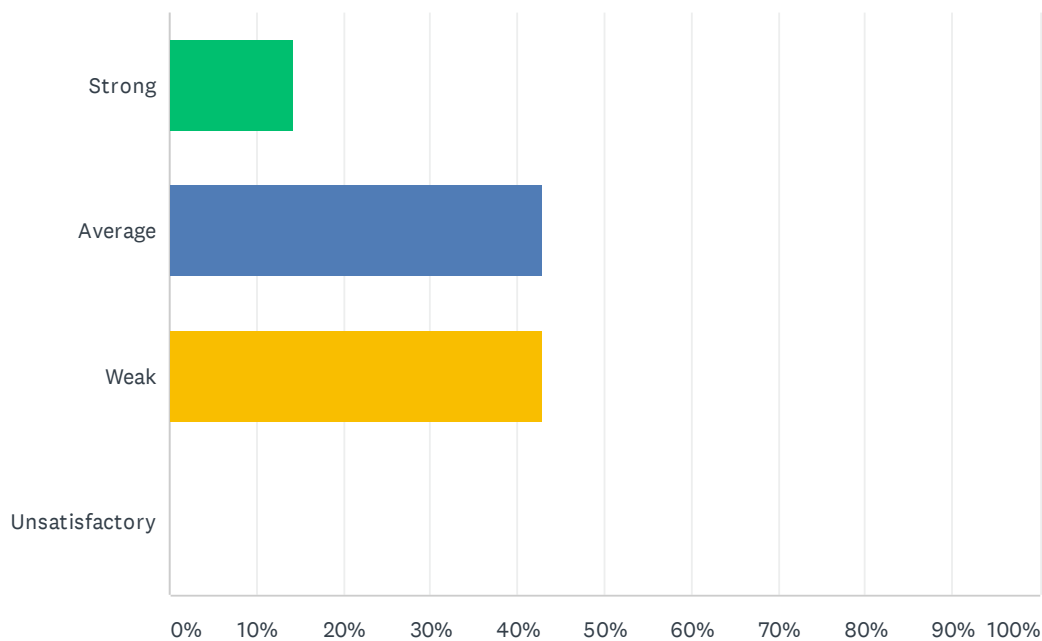
Answered: 8 Skipped: 0



ANSWER CHOICES	RESPONSES	
Strong	0.00%	0
Average	62.50%	5
Weak	12.50%	1
Unsatisfactory	25.00%	2
TOTAL		8

Q30 PBIS and Behavior Intervention Specialists are creating a safer environment at my site.

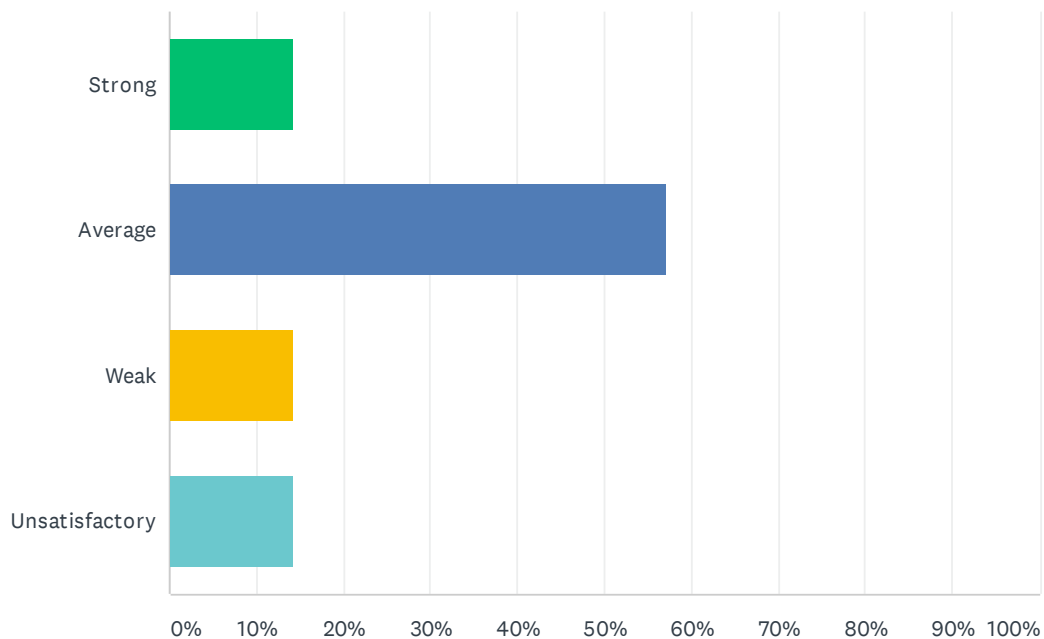
Answered: 7 Skipped: 1



ANSWER CHOICES	RESPONSES	
Strong	14.29%	1
Average	42.86%	3
Weak	42.86%	3
Unsatisfactory	0.00%	0
TOTAL		7

Q31 Staff and students feel safe at my site.

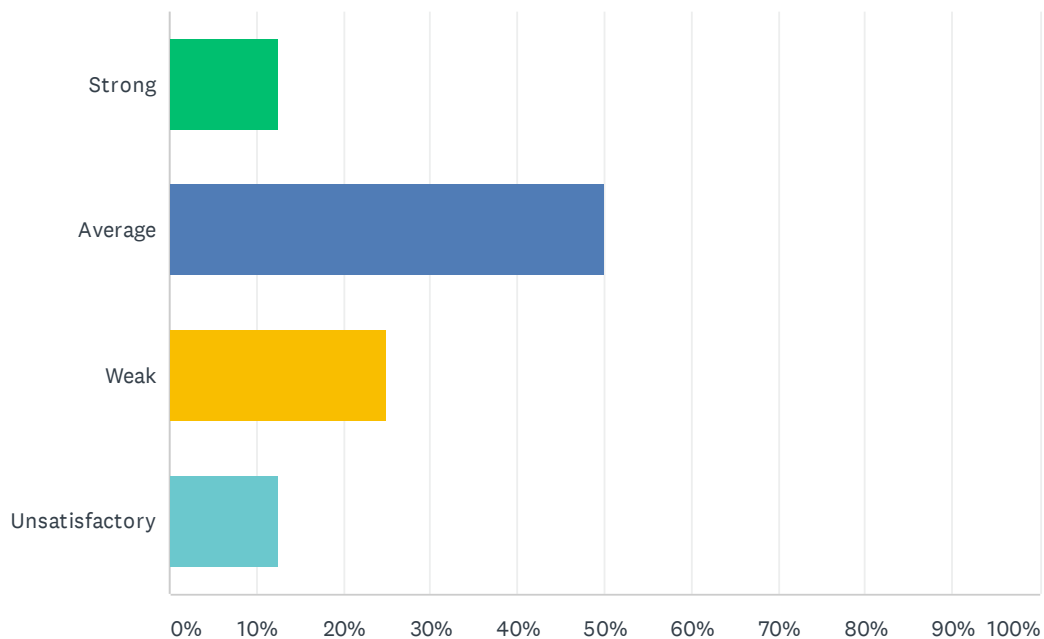
Answered: 7 Skipped: 1



ANSWER CHOICES	RESPONSES	
Strong	14.29%	1
Average	57.14%	4
Weak	14.29%	1
Unsatisfactory	14.29%	1
TOTAL		7

Q32 Discipline is improving at my site and not interfering with learning.

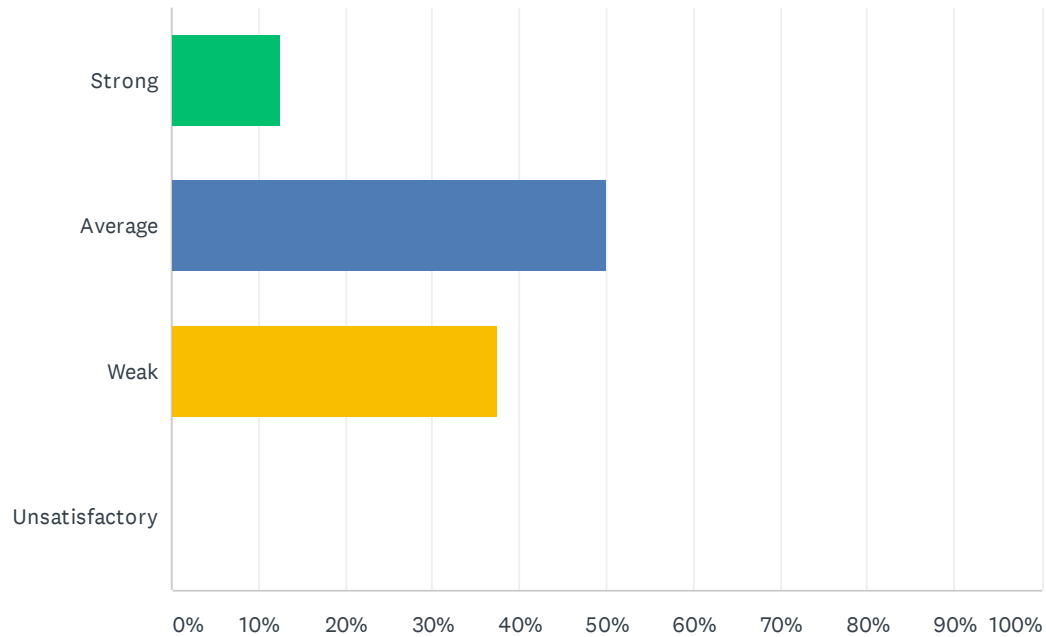
Answered: 8 Skipped: 0



ANSWER CHOICES	RESPONSES	
Strong	12.50%	1
Average	50.00%	4
Weak	25.00%	2
Unsatisfactory	12.50%	1
TOTAL		8

Q33 Positive referrals are an effective tool in improving discipline.

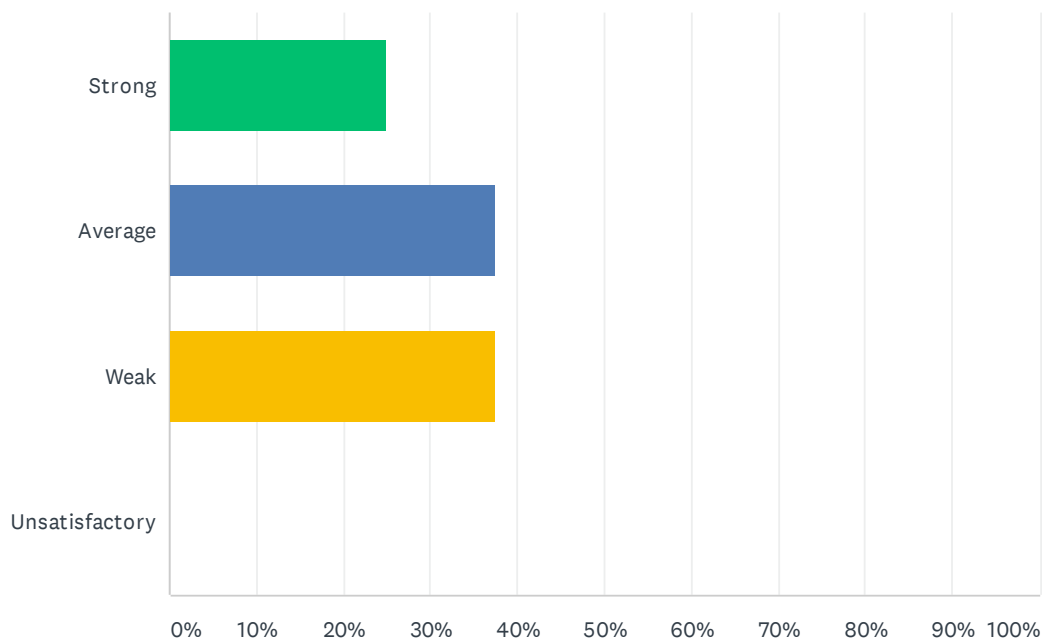
Answered: 8 Skipped: 0



ANSWER CHOICES	RESPONSES	
Strong	12.50%	1
Average	50.00%	4
Weak	37.50%	3
Unsatisfactory	0.00%	0
TOTAL		8

Q34 When ODR's (office disciplinary referral) are written the teacher's word is valued and trusted.

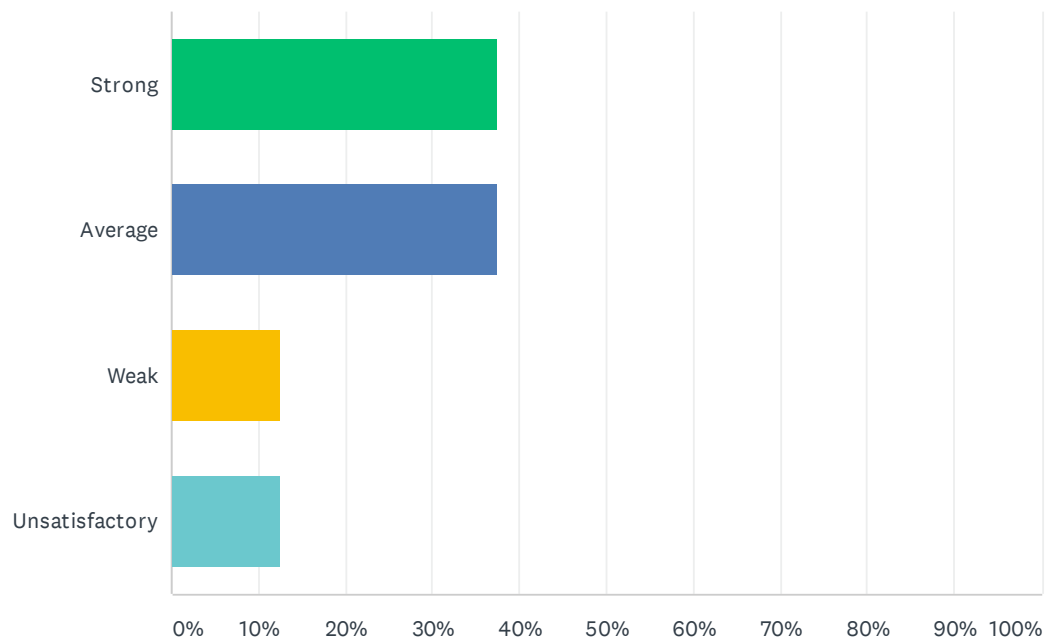
Answered: 8 Skipped: 0



ANSWER CHOICES	RESPONSES	
Strong	25.00%	2
Average	37.50%	3
Weak	37.50%	3
Unsatisfactory	0.00%	0
TOTAL		8

Q35 My site has a positive atmosphere.

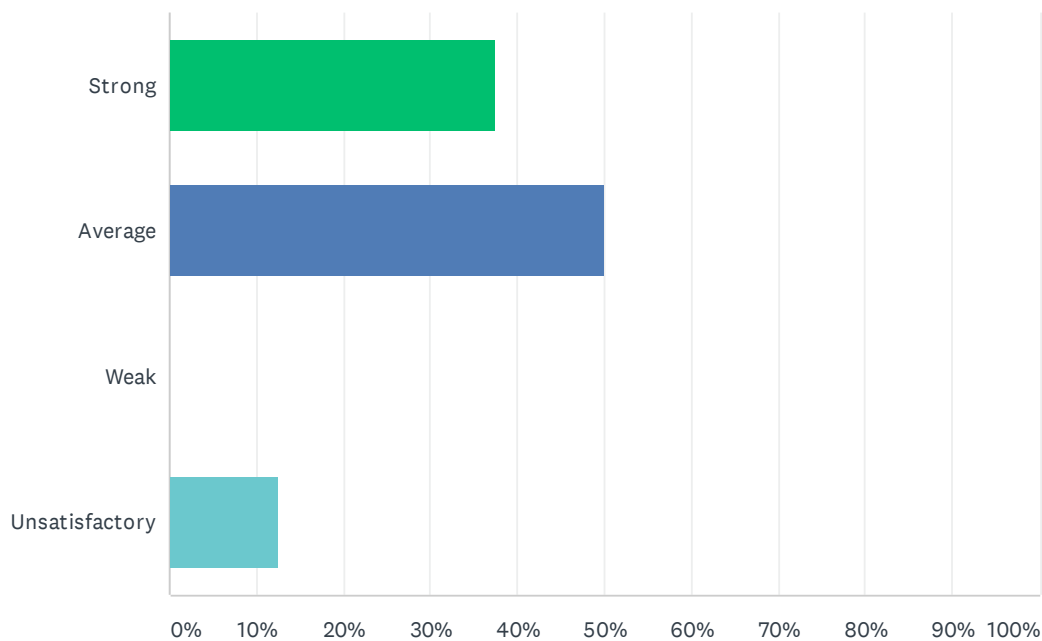
Answered: 8 Skipped: 0



ANSWER CHOICES	RESPONSES	
Strong	37.50%	3
Average	37.50%	3
Weak	12.50%	1
Unsatisfactory	12.50%	1
TOTAL		8

Q36 I would recommend my site to other employees and prospective teachers.

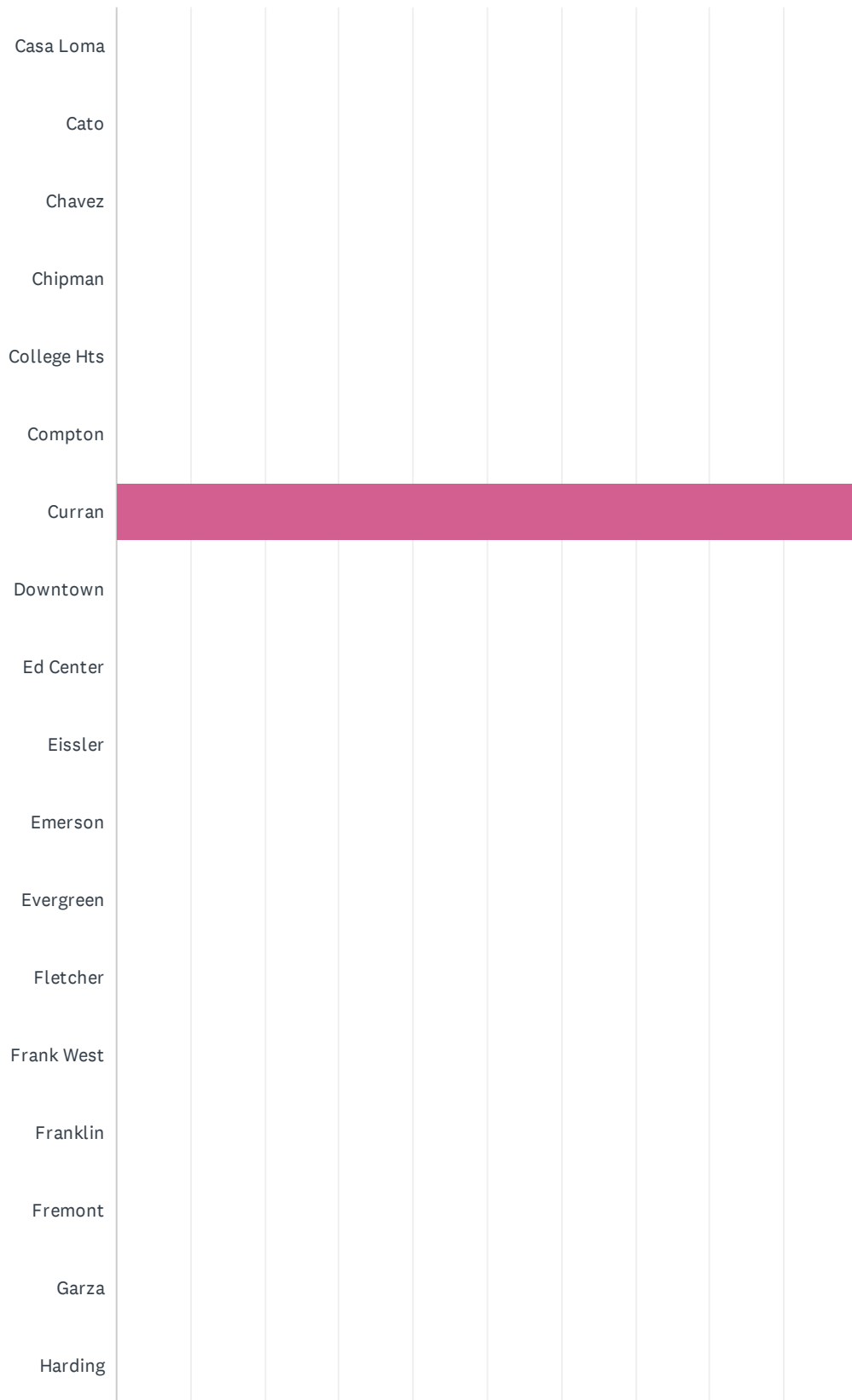
Answered: 8 Skipped: 0



ANSWER CHOICES	RESPONSES	
Strong	37.50%	3
Average	50.00%	4
Weak	0.00%	0
Unsatisfactory	12.50%	1
TOTAL		8

Q1 School Site (If you work at multiple sites choose your home site OR complete a survey for each site at which you spend significant time.)

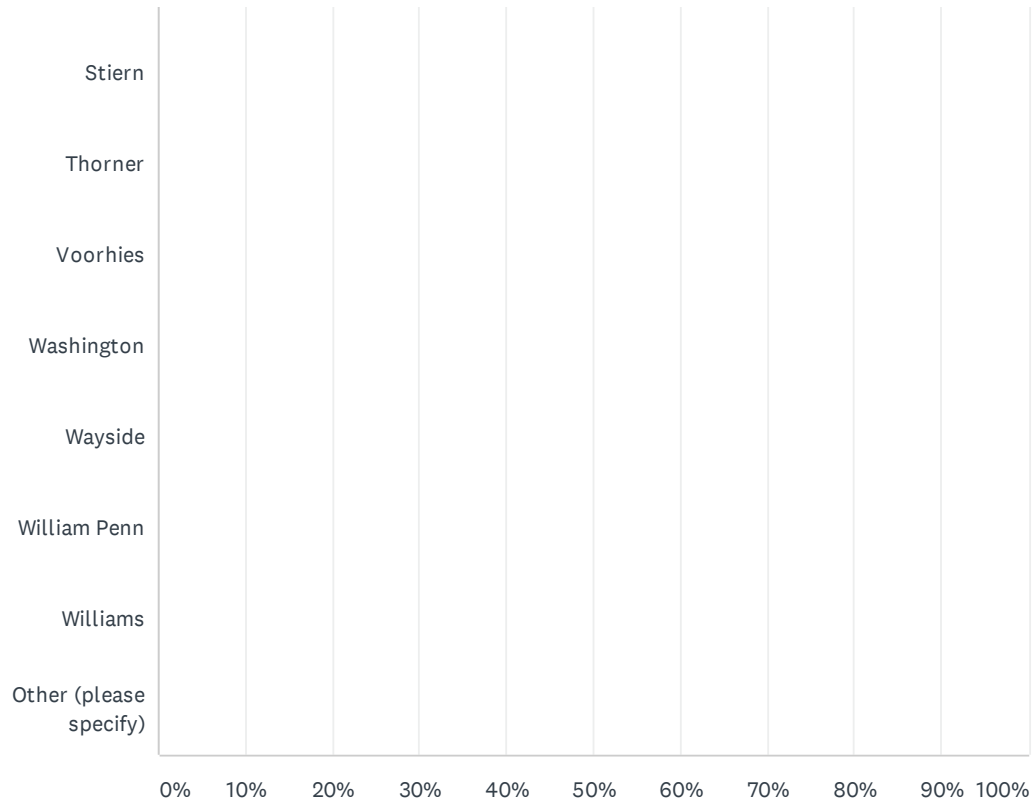
Answered: 8 Skipped: 0



2019-2020 BETA Administration/Site Climate Survey

[illegible]

2019-2020 BETA Administration/Site Climate Survey



2019-2020 BETA Administration/Site Climate Survey

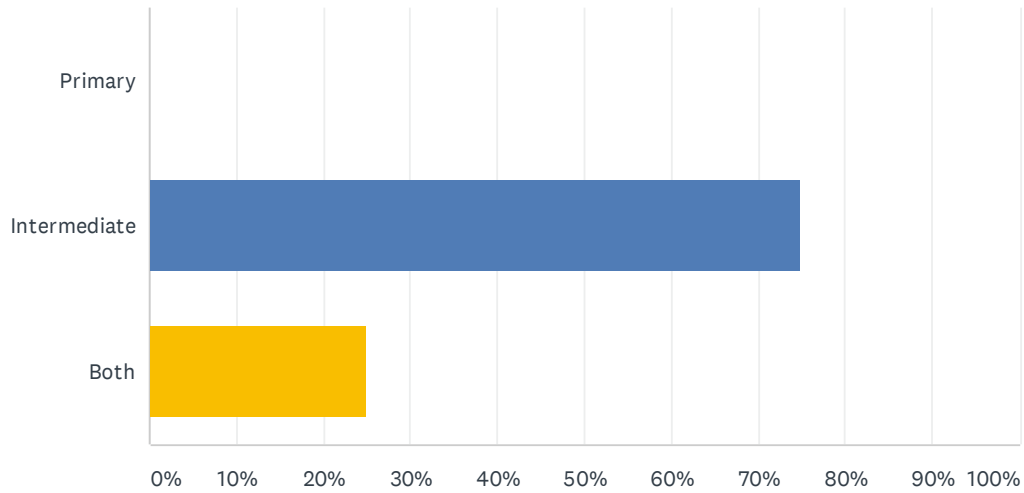
ANSWER CHOICES	RESPONSES	
Casa Loma	0.00%	0
Cato	0.00%	0
Chavez	0.00%	0
Chipman	0.00%	0
College Hts	0.00%	0
Compton	0.00%	0
Curran	100.00%	8
Downtown	0.00%	0
Ed Center	0.00%	0
Eissler	0.00%	0
Emerson	0.00%	0
Evergreen	0.00%	0
Fletcher	0.00%	0
Frank West	0.00%	0
Franklin	0.00%	0
Fremont	0.00%	0
Garza	0.00%	0
Harding	0.00%	0
Harris	0.00%	0
Horace Mann	0.00%	0
Hort	0.00%	0
Jefferson	0.00%	0
Longfellow	0.00%	0
McKinley	0.00%	0
Mt.Vernon	0.00%	0
Munsey	0.00%	0
Nichols	0.00%	0
Noble	0.00%	0
Nurses	0.00%	0
Owens Intermediate	0.00%	0
Owens Primary	0.00%	0
Pauly	0.00%	0

2019-2020 BETA Administration/Site Climate Survey

Pioneer	0.00%	0
Rafer Johnson	0.00%	0
Roosevelt	12.50%	1
Sequoia	0.00%	0
Sierra	0.00%	0
Special Ed Office	0.00%	0
Stella Hills	0.00%	0
Stiern	0.00%	0
Thorner	0.00%	0
Voorhies	0.00%	0
Washington	0.00%	0
Wayside	0.00%	0
William Penn	0.00%	0
Williams	0.00%	0
Other (please specify)	0.00%	0
Total Respondents: 8		

Q2 Instructional Grade Level or Support Services

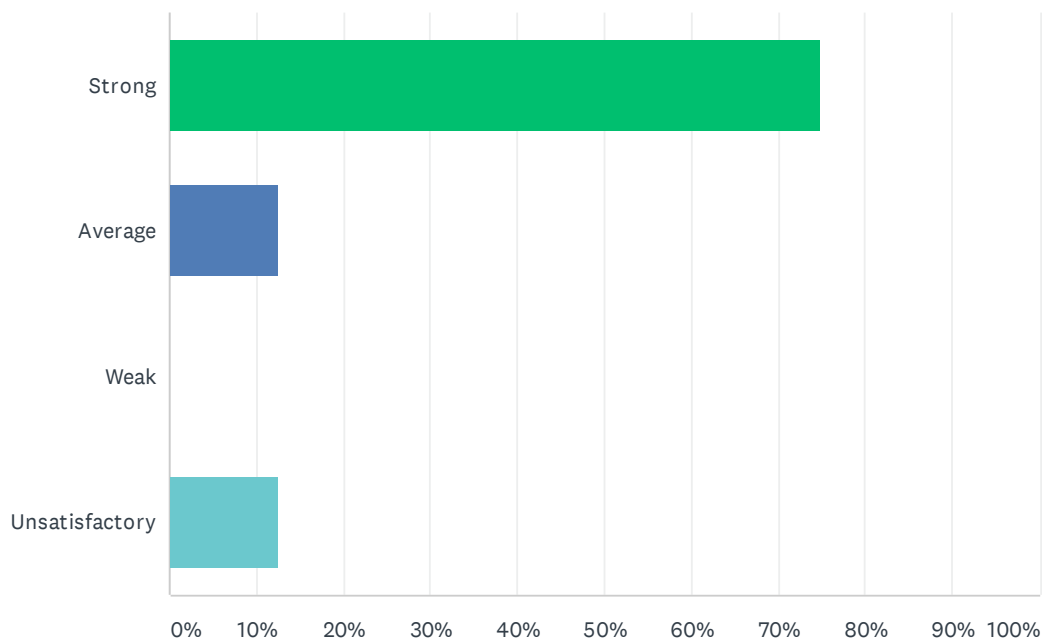
Answered: 8 Skipped: 0



ANSWER CHOICES	RESPONSES	
Primary	0.00%	0
Intermediate	75.00%	6
Both	25.00%	2
TOTAL		8

Q3 Site administration is sensitive to the needs of students, staff, and community.

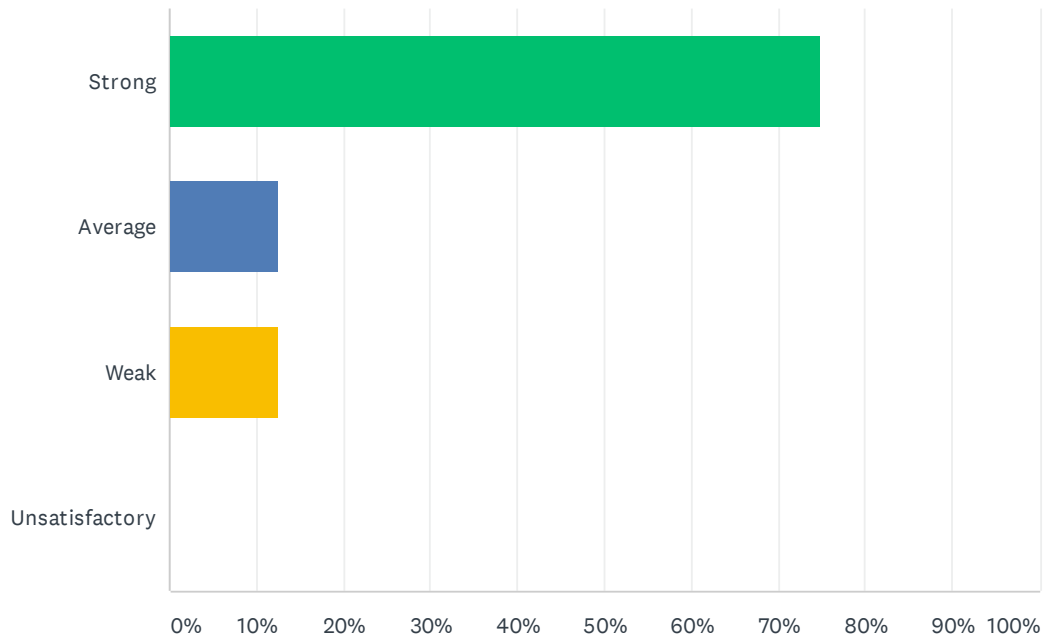
Answered: 8 Skipped: 0



ANSWER CHOICES	RESPONSES	
Strong	75.00%	6
Average	12.50%	1
Weak	0.00%	0
Unsatisfactory	12.50%	1
TOTAL		8

Q4 Site administration treats staff with respect; you feel like a valued member of a team

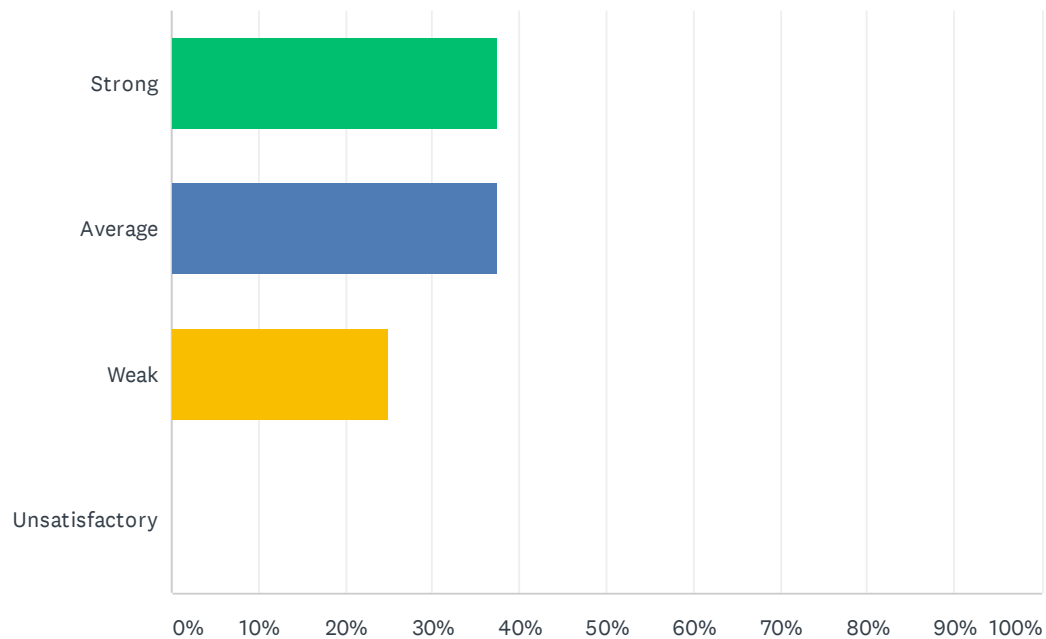
Answered: 8 Skipped: 0



ANSWER CHOICES	RESPONSES	
Strong	75.00%	6
Average	12.50%	1
Weak	12.50%	1
Unsatisfactory	0.00%	0
TOTAL		8

Q5 Site administration conducts classroom visits (walk-through) in least the disruptive manner and leaves timely feedback (within 24 hours).

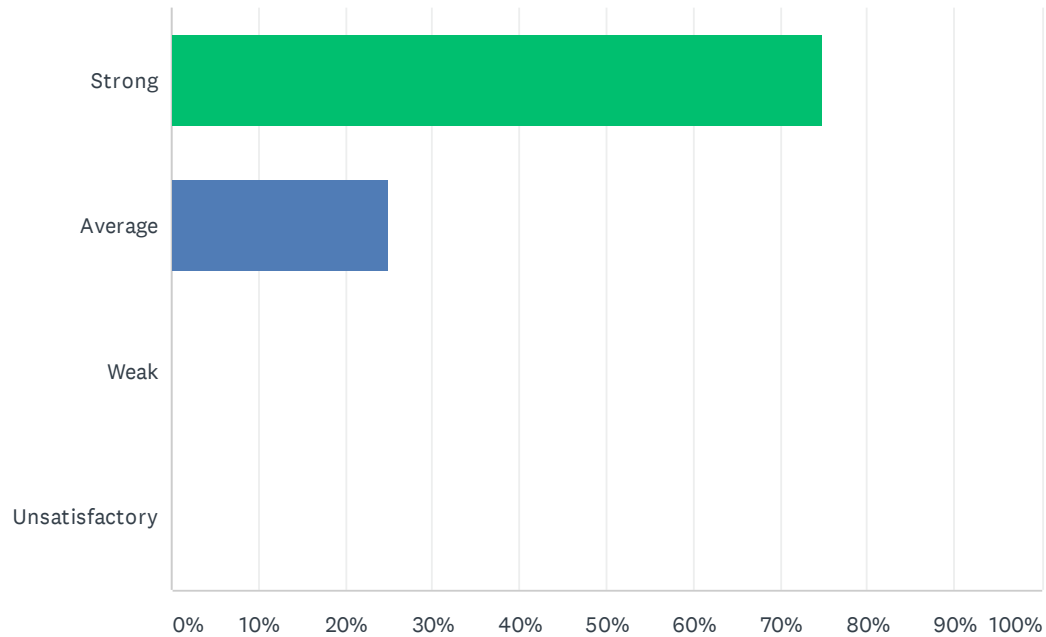
Answered: 8 Skipped: 0



ANSWER CHOICES	RESPONSES	
Strong	37.50%	3
Average	37.50%	3
Weak	25.00%	2
Unsatisfactory	0.00%	0
TOTAL		8

Q6 Site administration follows the contract and respects personal rights.

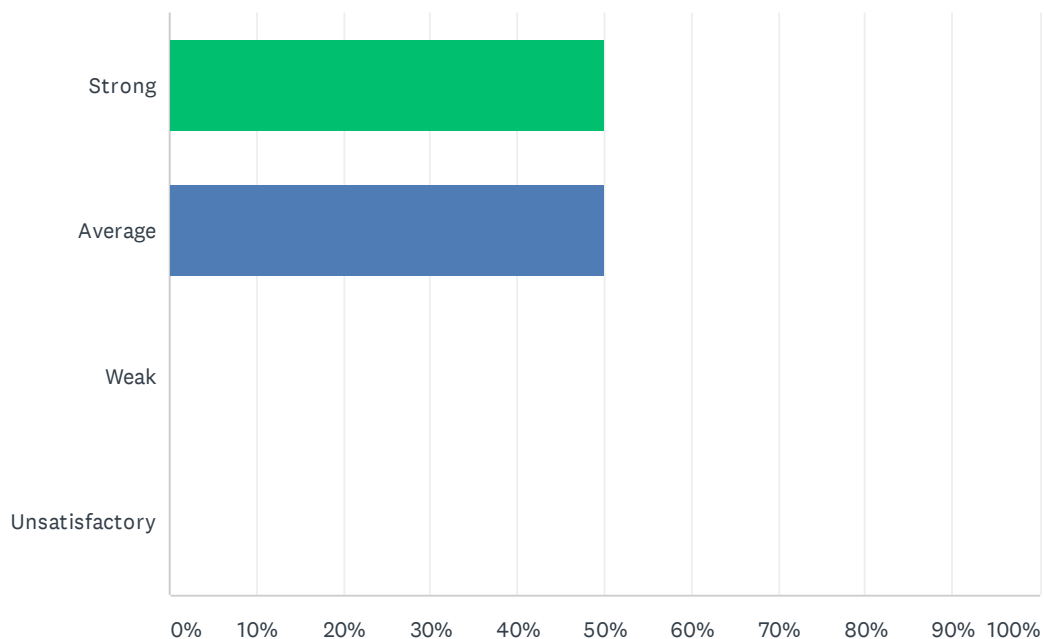
Answered: 8 Skipped: 0



ANSWER CHOICES	RESPONSES	
Strong	75.00%	6
Average	25.00%	2
Weak	0.00%	0
Unsatisfactory	0.00%	0
TOTAL		8

Q7 Administration utilizes staff according to their job description (ie. Coaches, APL's, Specialists & Staff).

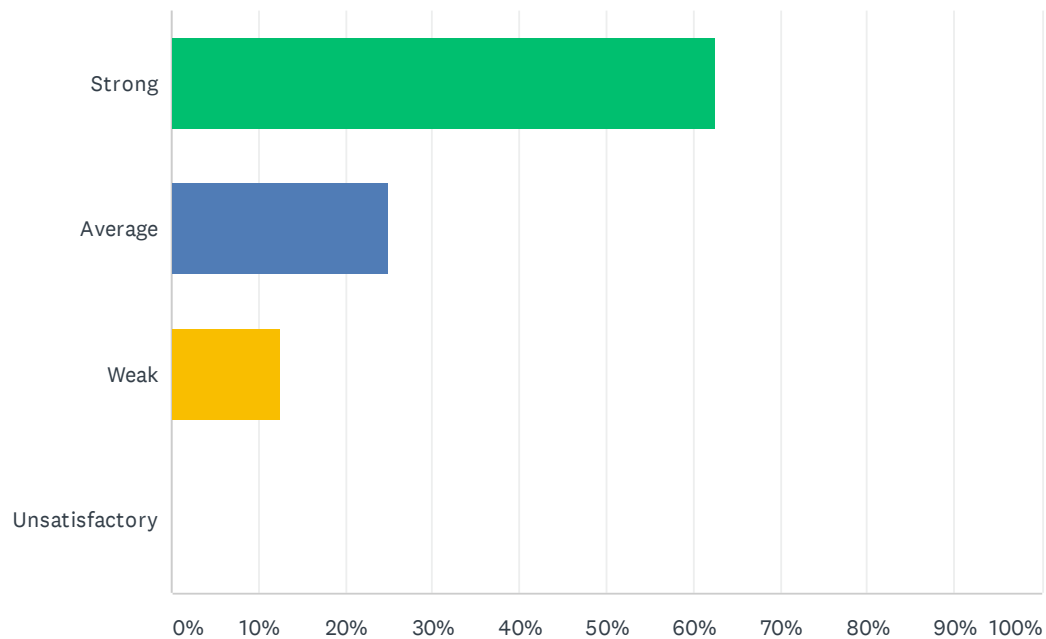
Answered: 8 Skipped: 0



ANSWER CHOICES	RESPONSES	
Strong	50.00%	4
Average	50.00%	4
Weak	0.00%	0
Unsatisfactory	0.00%	0
TOTAL		8

Q8 Administration maintains open communication with staff, parents, and students.

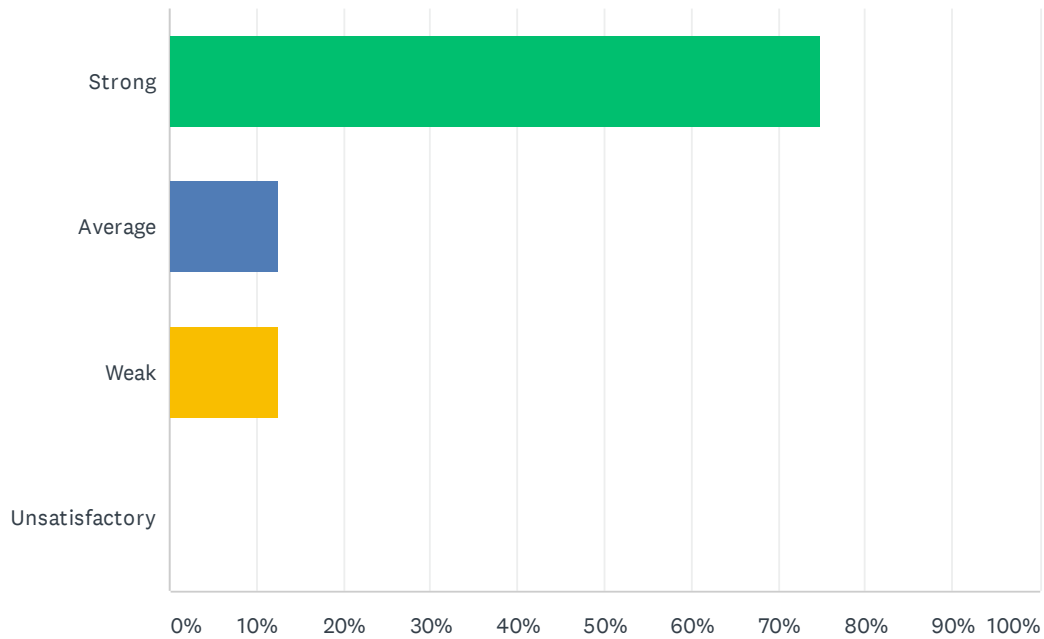
Answered: 8 Skipped: 0



ANSWER CHOICES	RESPONSES	
Strong	62.50%	5
Average	25.00%	2
Weak	12.50%	1
Unsatisfactory	0.00%	0
TOTAL		8

Q9 Administration supports staff against attacks and criticism from parents.

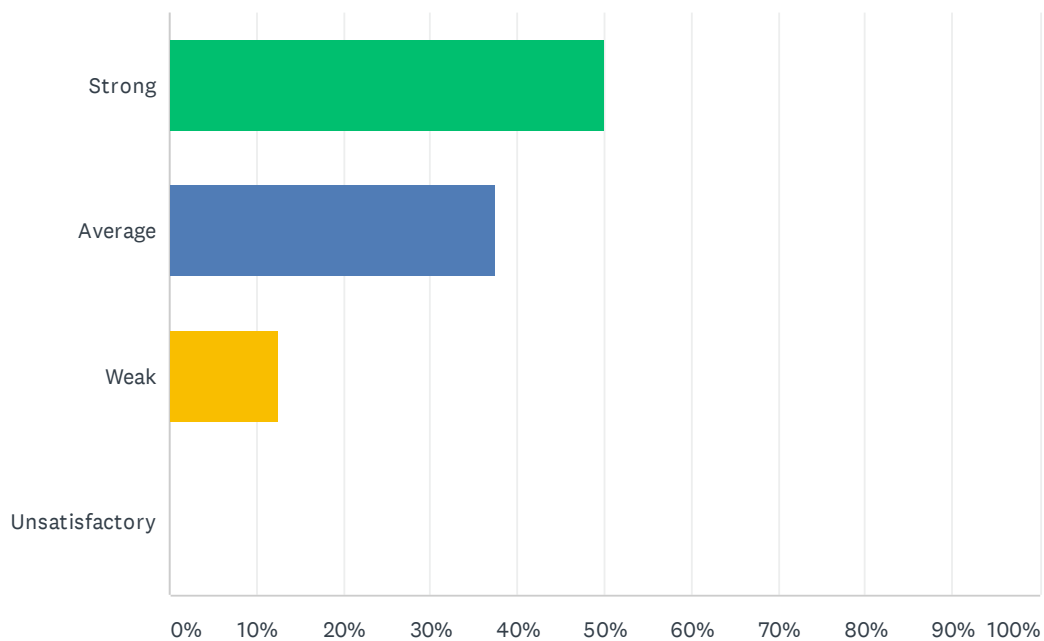
Answered: 8 Skipped: 0



ANSWER CHOICES	RESPONSES	
Strong	75.00%	6
Average	12.50%	1
Weak	12.50%	1
Unsatisfactory	0.00%	0
TOTAL		8

Q10 Site administration treats all teachers equally; there is no preferential treatment.

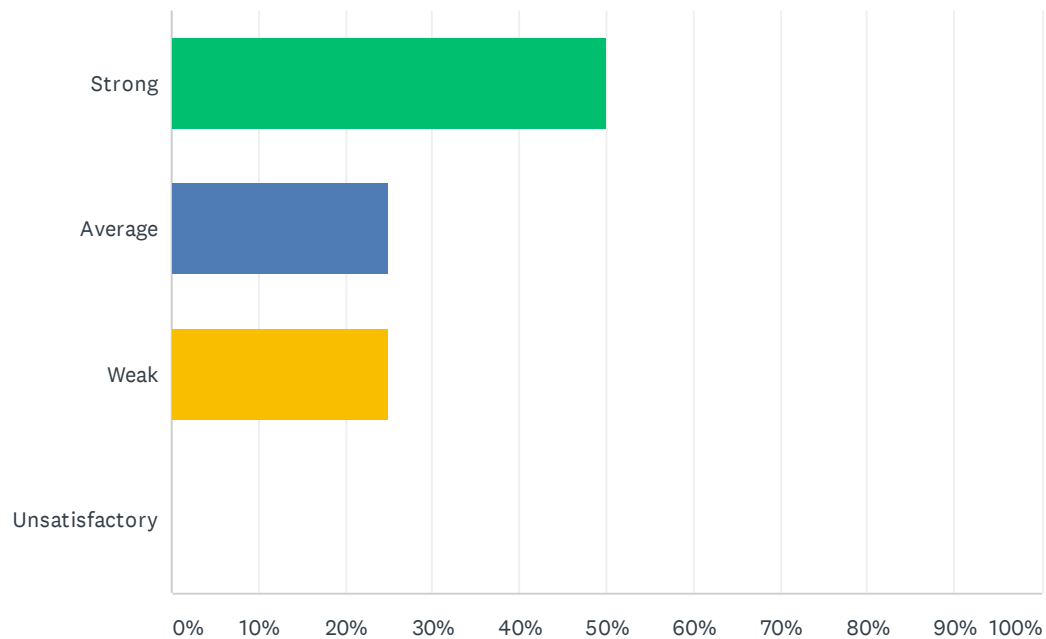
Answered: 8 Skipped: 0



ANSWER CHOICES	RESPONSES	
Strong	50.00%	4
Average	37.50%	3
Weak	12.50%	1
Unsatisfactory	0.00%	0
TOTAL		8

Q11 Administration supports classroom discipline procedures and follows District discipline guidelines.

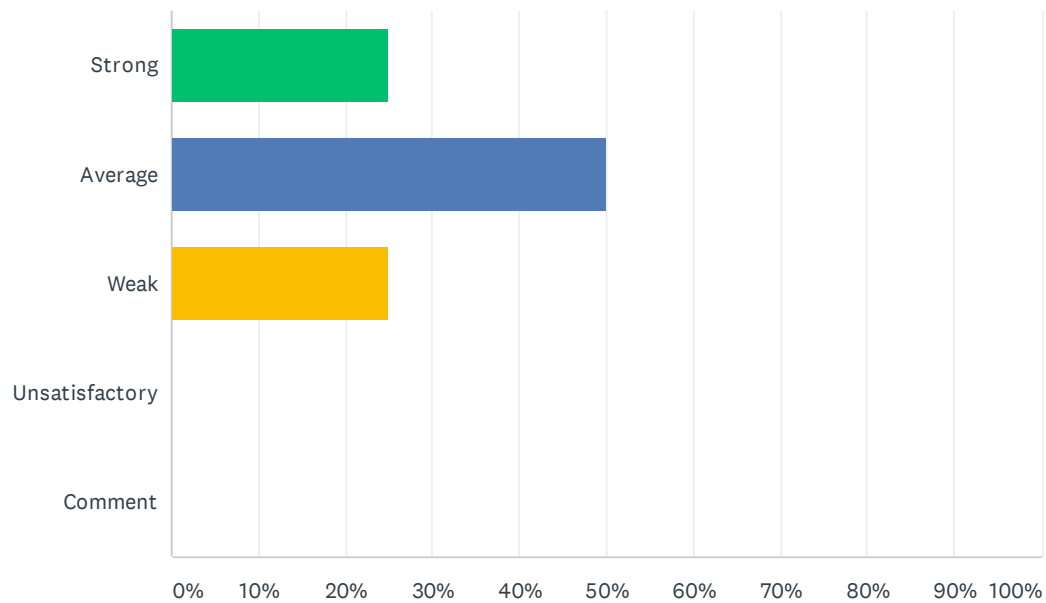
Answered: 8 Skipped: 0



ANSWER CHOICES	RESPONSES	
Strong	50.00%	4
Average	25.00%	2
Weak	25.00%	2
Unsatisfactory	0.00%	0
TOTAL		8

Q12 Administration processes ODR's (Office Disciplinary Referrals) within 48 hours and supports staff when discipline moves beyond classroom managed behaviors.

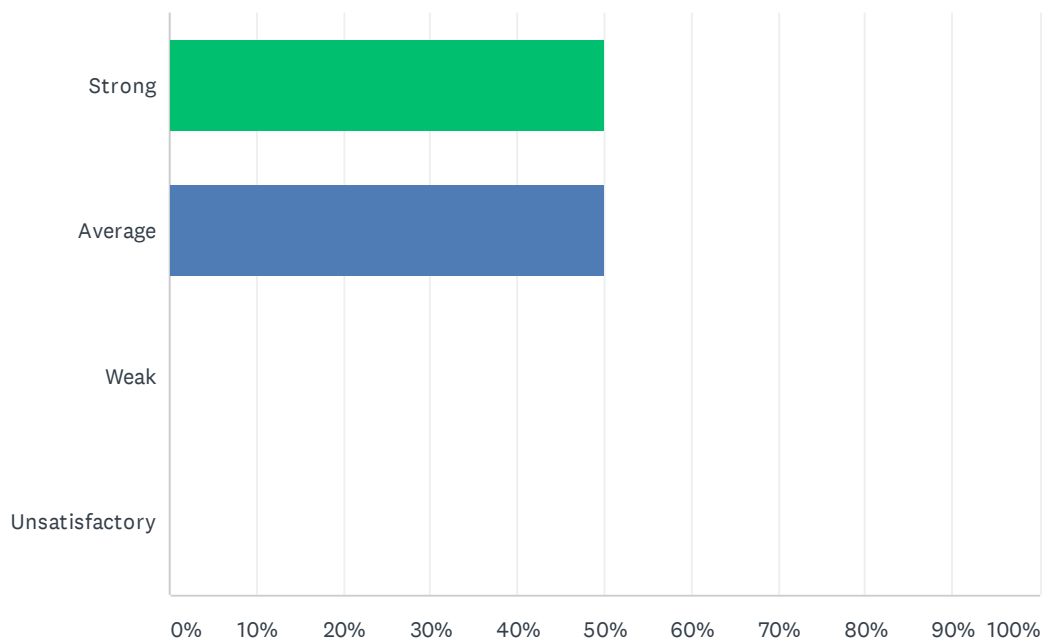
Answered: 8 Skipped: 0



ANSWER CHOICES	RESPONSES	
Strong	25.00%	2
Average	50.00%	4
Weak	25.00%	2
Unsatisfactory	0.00%	0
Comment	0.00%	0
TOTAL		8

Q13 Administration treats teachers as professionals; the teacher's word is not disregarded in favor of the student's.

Answered: 8 Skipped: 0



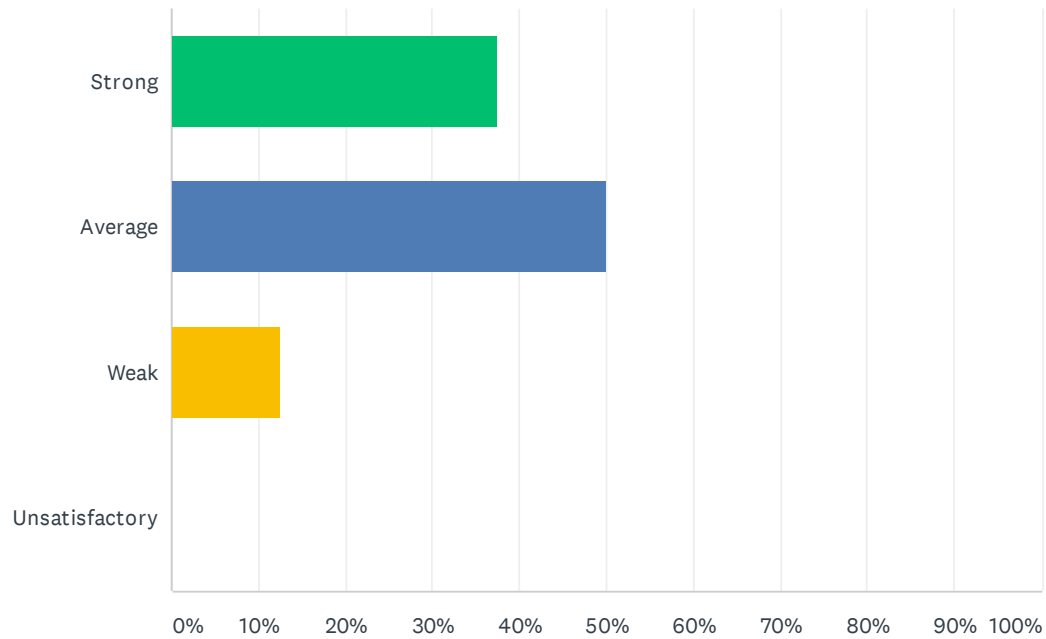
ANSWER CHOICES	RESPONSES	
Strong	50.00%	4
Average	50.00%	4
Weak	0.00%	0
Unsatisfactory	0.00%	0
TOTAL		8

Q14 How do you feel that your administration positively/negatively impacts working conditions at your site?

Answered: 7 Skipped: 1

Q15 Site staff is involved in setting school policies and budgetary priorities.

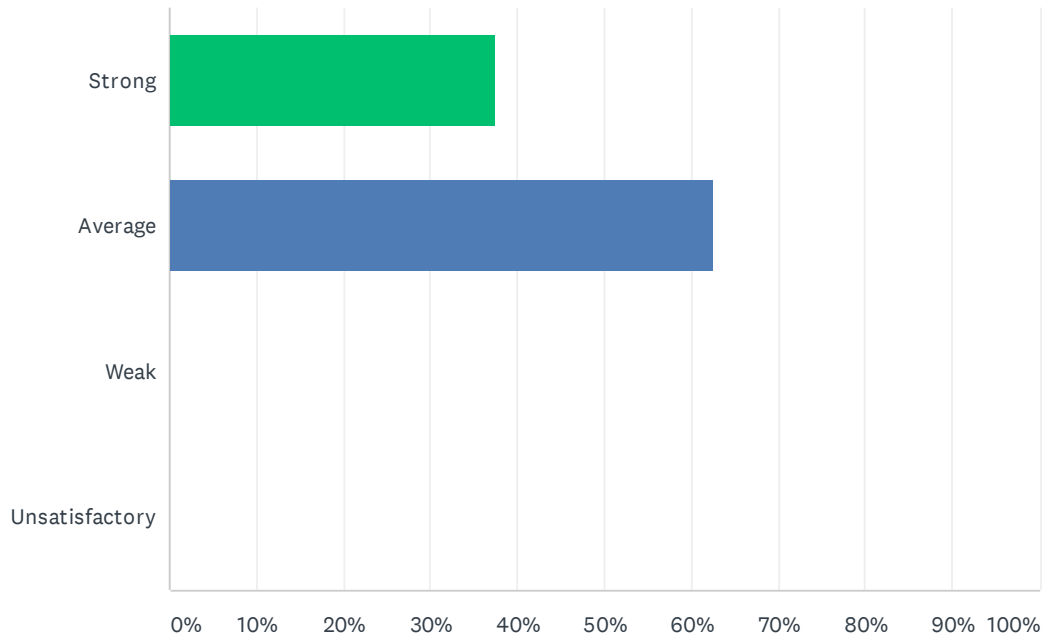
Answered: 8 Skipped: 0



ANSWER CHOICES	RESPONSES	
Strong	37.50%	3
Average	50.00%	4
Weak	12.50%	1
Unsatisfactory	0.00%	0
TOTAL		8

Q16 Site meetings are productive and not excessive.

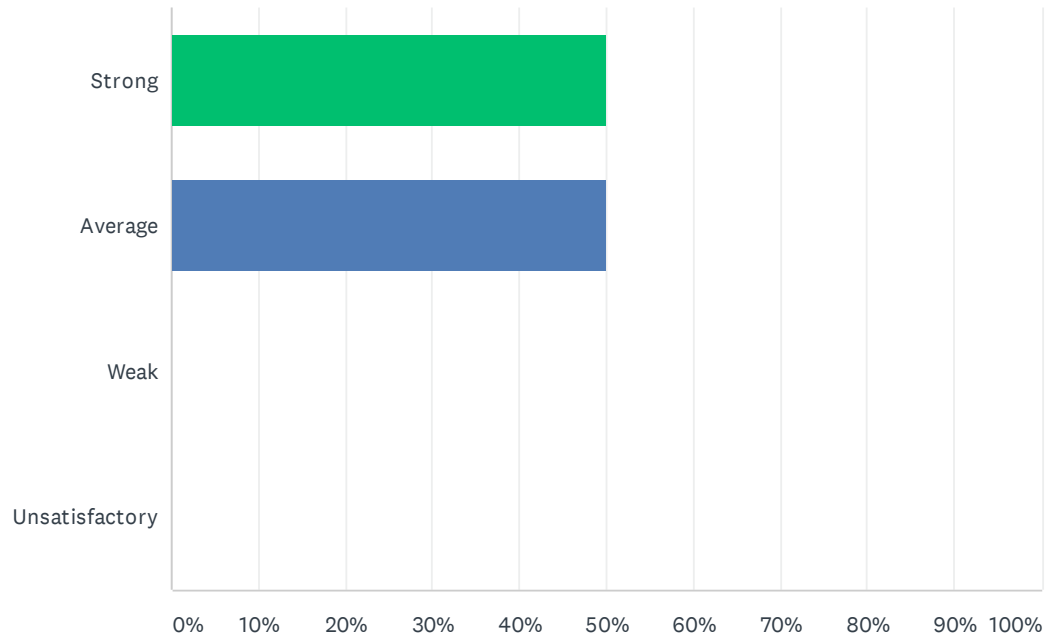
Answered: 8 Skipped: 0



ANSWER CHOICES	RESPONSES	
Strong	37.50%	3
Average	62.50%	5
Weak	0.00%	0
Unsatisfactory	0.00%	0
TOTAL		8

Q17 Bank days are used for PLC activities; Site administration uses two Bank Days a month and staff gets uninterrupted planning/preparation time twice a month during Bank Days.

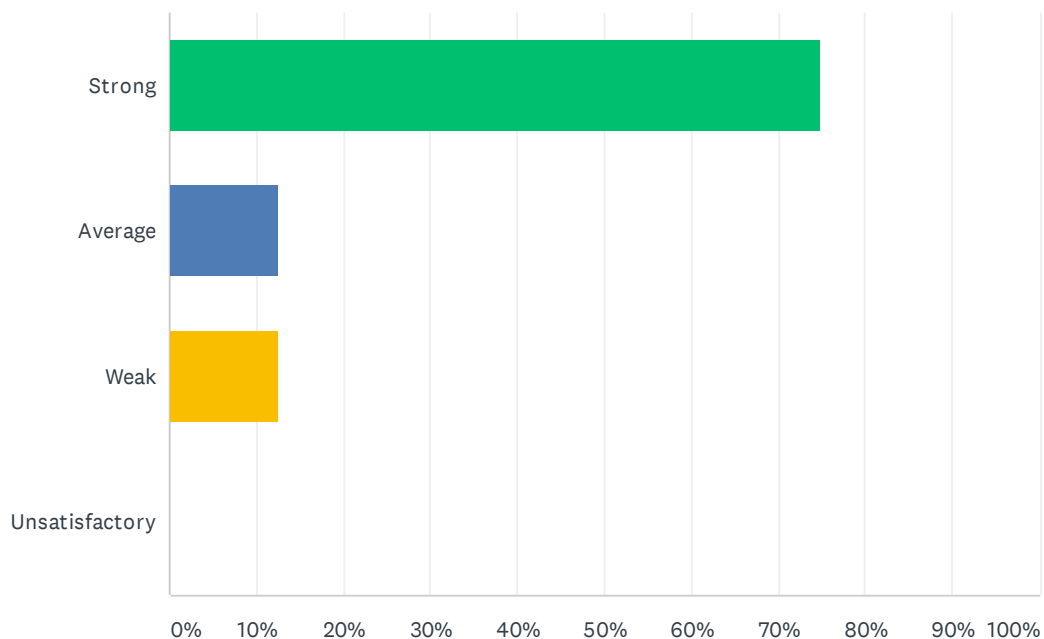
Answered: 8 Skipped: 0



ANSWER CHOICES	RESPONSES	
Strong	50.00%	4
Average	50.00%	4
Weak	0.00%	0
Unsatisfactory	0.00%	0
TOTAL		8

Q18 My site receives daily consecutive uninterrupted planning/preparation time. (30 minutes / 40 minutes)

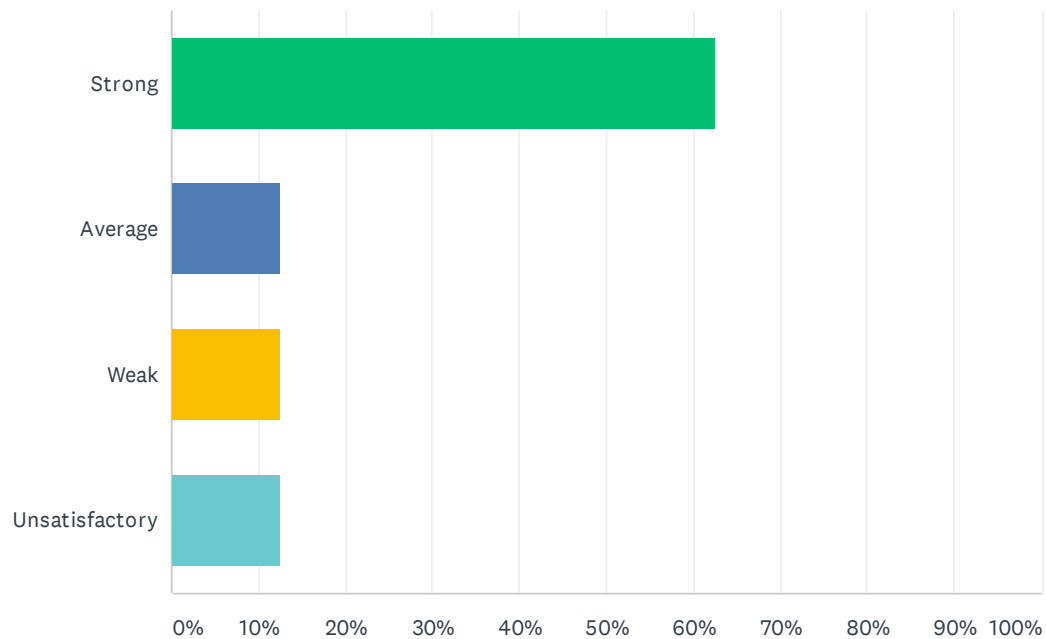
Answered: 8 Skipped: 0



ANSWER CHOICES	RESPONSES	
Strong	75.00%	6
Average	12.50%	1
Weak	12.50%	1
Unsatisfactory	0.00%	0
TOTAL		8

Q19 Staff is given time to input district required data (ie. Benchmarks, Dibels, CFAs, Report Card, and etc).

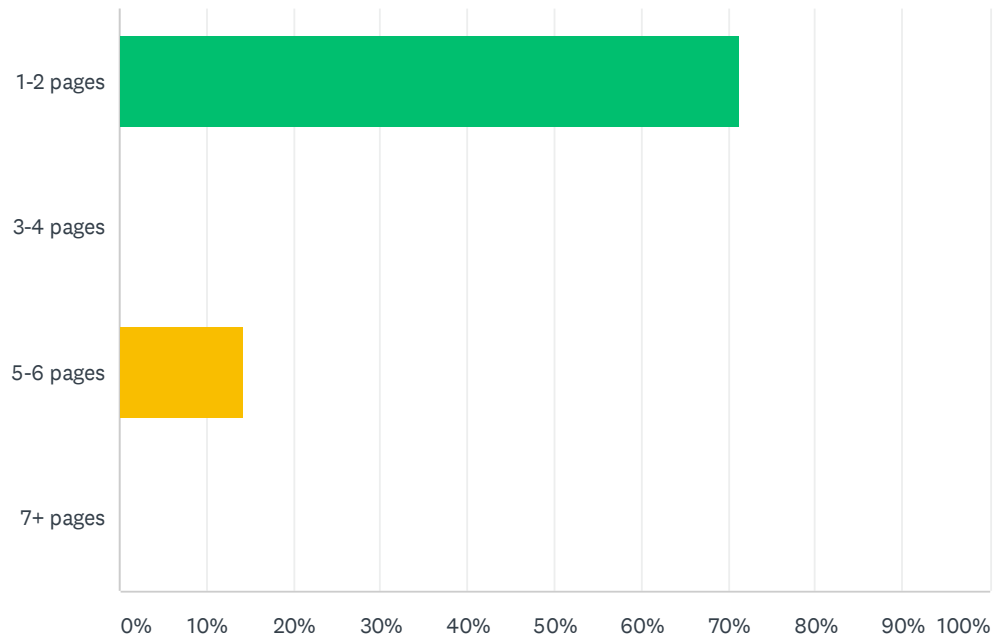
Answered: 8 Skipped: 0



ANSWER CHOICES	RESPONSES	
Strong	62.50%	5
Average	12.50%	1
Weak	12.50%	1
Unsatisfactory	12.50%	1
TOTAL		8

Q20 Teachers are required to submit complete, but not excessively lengthy lesson plans.

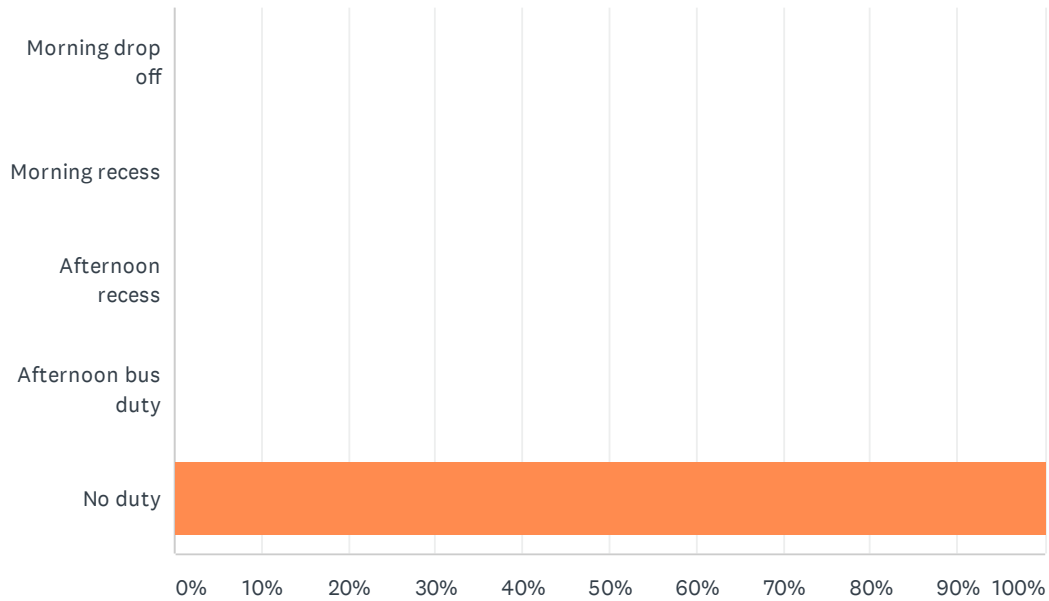
Answered: 7 Skipped: 1



ANSWER CHOICES	RESPONSES	
1-2 pages	71.43%	5
3-4 pages	0.00%	0
5-6 pages	14.29%	1
7+ pages	0.00%	0
TOTAL		7

Q21 Staff has recess and/or bus duty.

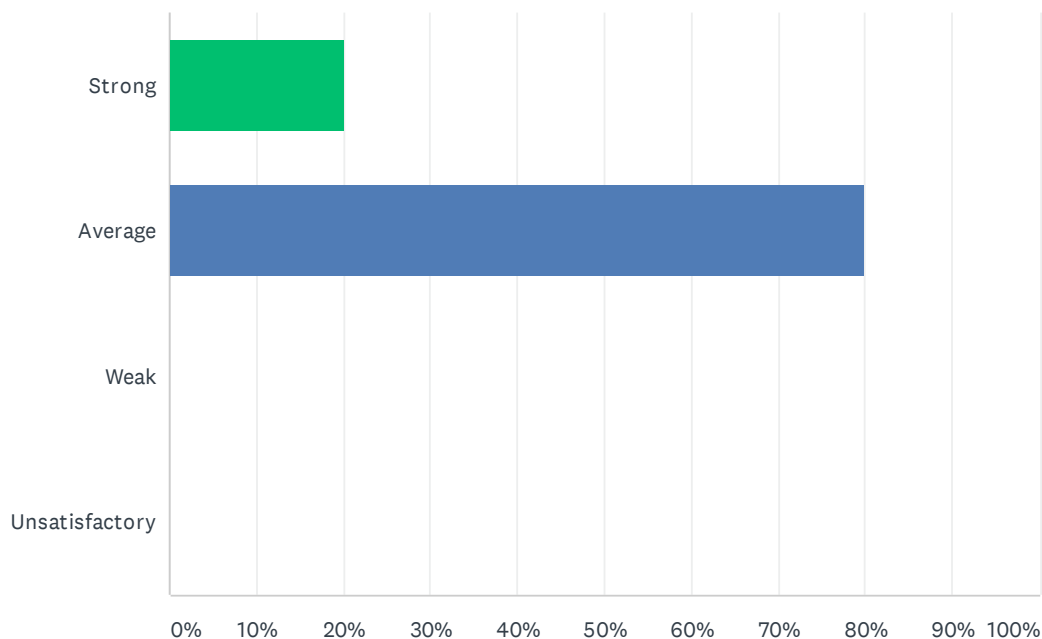
Answered: 6 Skipped: 2



ANSWER CHOICES	RESPONSES	
Morning drop off	0.00%	0
Morning recess	0.00%	0
Afternoon recess	0.00%	0
Afternoon bus duty	0.00%	0
No duty	100.00%	6
Total Respondents: 6		

Q22 The Special Education Department is assisting you with your questions, problems, and concerns.

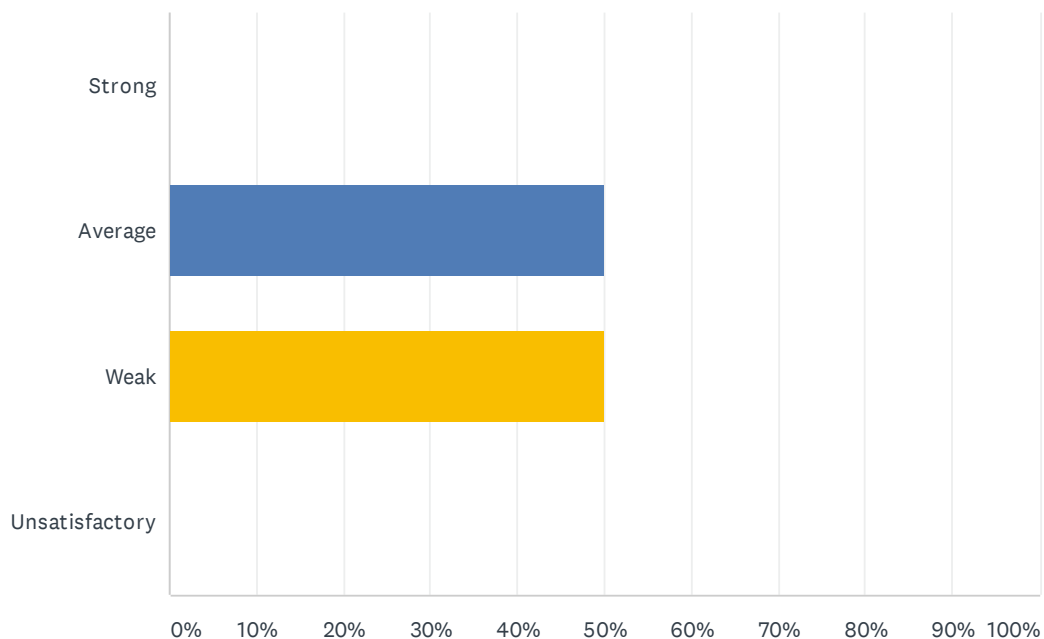
Answered: 5 Skipped: 3



ANSWER CHOICES	RESPONSES	
Strong	20.00%	1
Average	80.00%	4
Weak	0.00%	0
Unsatisfactory	0.00%	0
TOTAL		5

Q23 Special Education class size is balanced within each program to ensure student safety and individualized instruction.

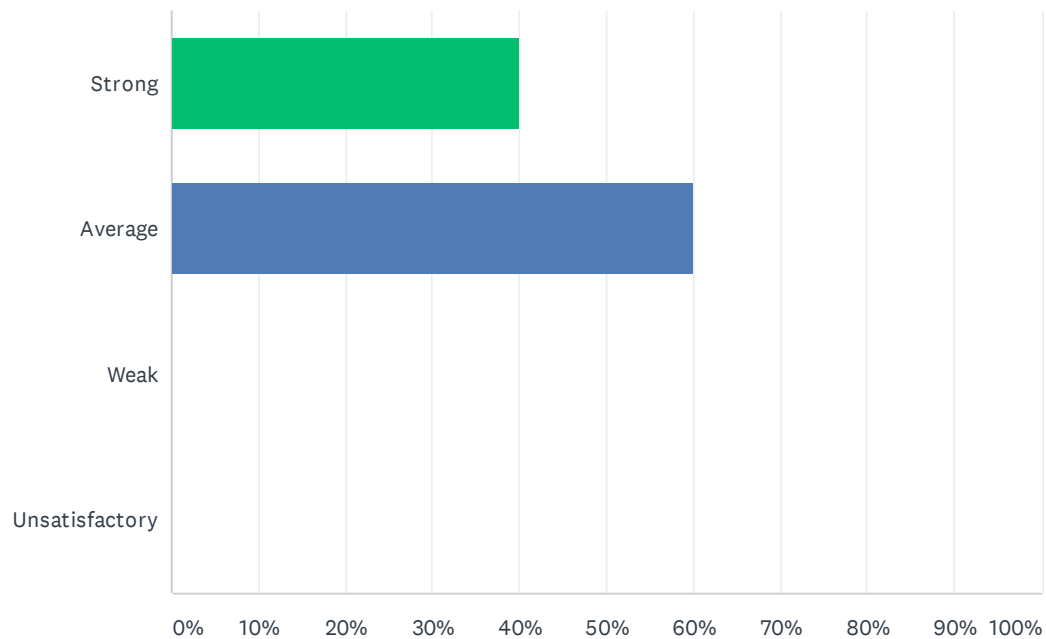
Answered: 4 Skipped: 4



ANSWER CHOICES	RESPONSES	
Strong	0.00%	0
Average	50.00%	2
Weak	50.00%	2
Unsatisfactory	0.00%	0
TOTAL		4

Q24 Special education teachers have opportunities to participate in school-based, content area staff development.

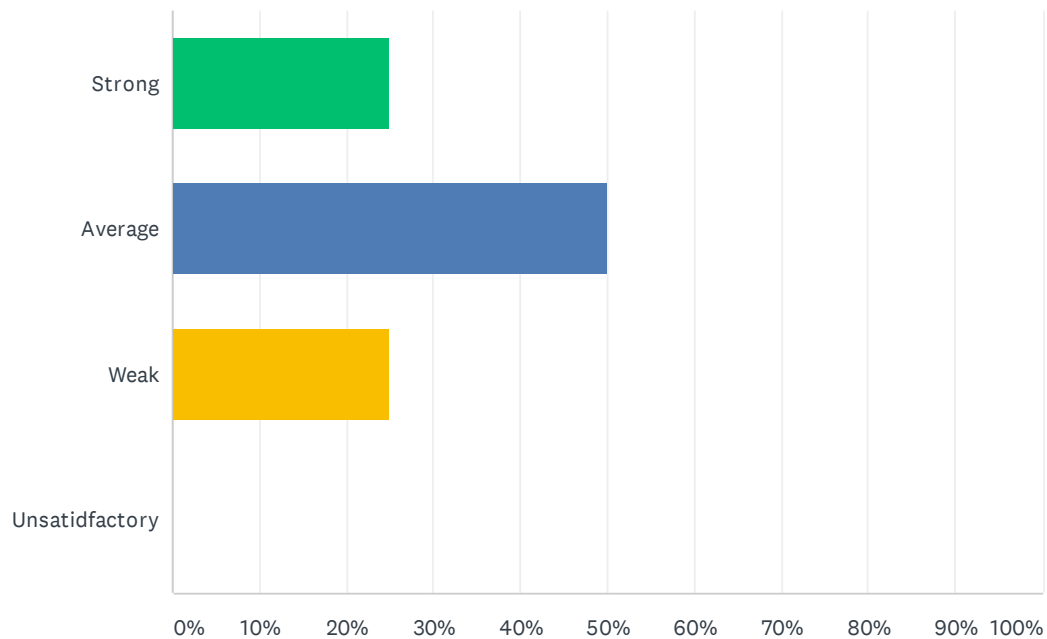
Answered: 5 Skipped: 3



ANSWER CHOICES	RESPONSES	
Strong	40.00%	2
Average	60.00%	3
Weak	0.00%	0
Unsatisfactory	0.00%	0
TOTAL		5

Q25 Special education teachers have needed access to ALL instructional resources provided to the general education teachers.

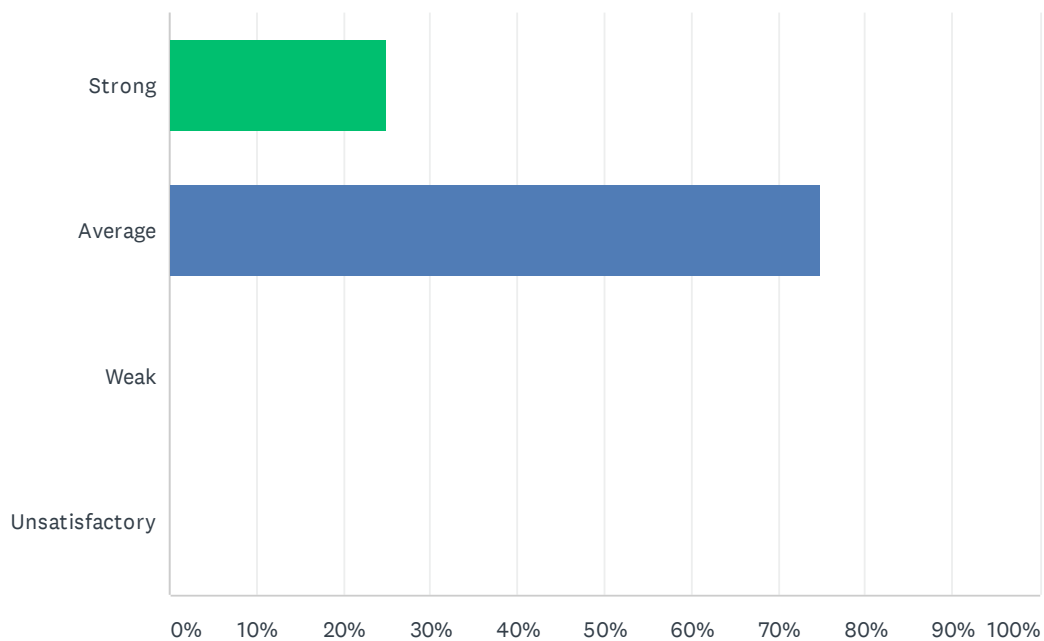
Answered: 4 Skipped: 4



ANSWER CHOICES	RESPONSES	
Strong	25.00%	1
Average	50.00%	2
Weak	25.00%	1
Unsatisfactory	0.00%	0
TOTAL		4

Q26 Special education teachers are adequately trained in the administration of state assessments and District IEP's.

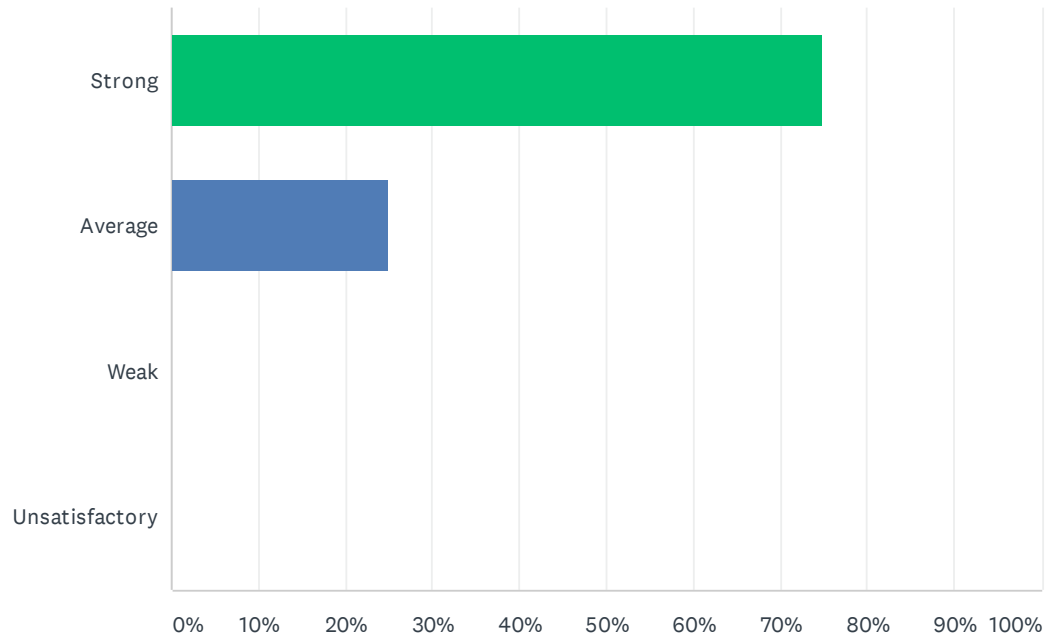
Answered: 4 Skipped: 4



ANSWER CHOICES	RESPONSES	
Strong	25.00%	1
Average	75.00%	3
Weak	0.00%	0
Unsatisfactory	0.00%	0
TOTAL		4

Q27 The site principal is accessible to discuss special education issues.

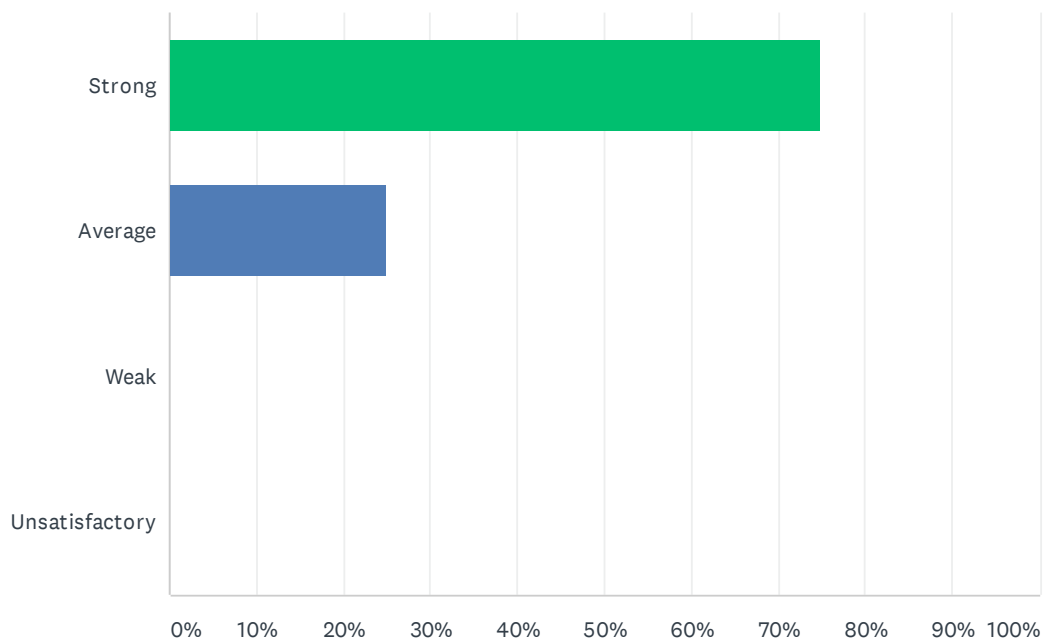
Answered: 4 Skipped: 4



ANSWER CHOICES	RESPONSES	
Strong	75.00%	3
Average	25.00%	1
Weak	0.00%	0
Unsatisfactory	0.00%	0
TOTAL		4

Q28 The site principal promotes equal opportunities for all students to learn.

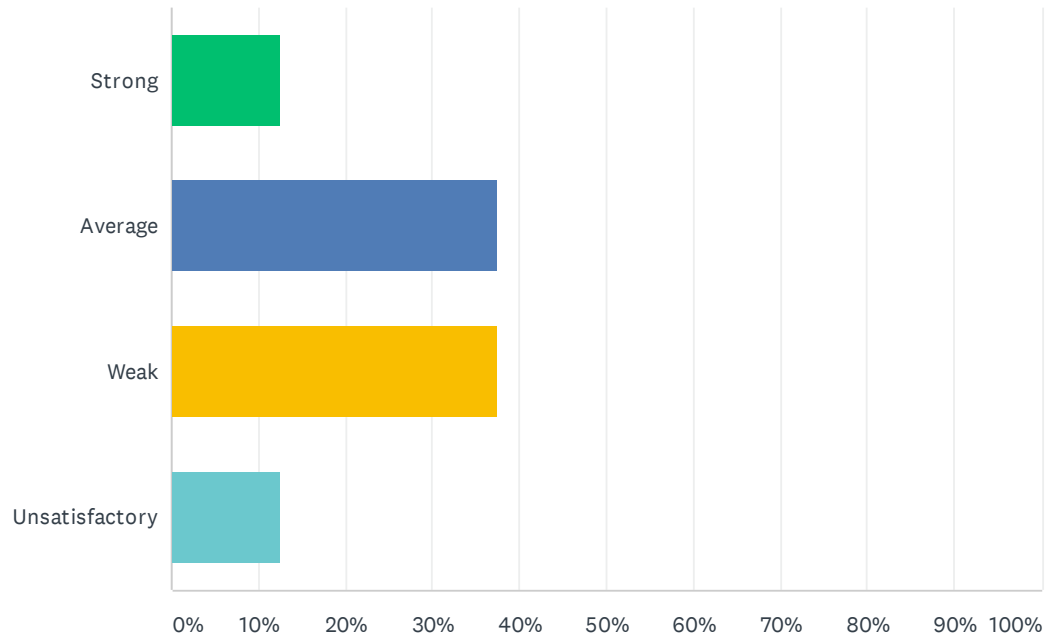
Answered: 4 Skipped: 4



ANSWER CHOICES	RESPONSES	
Strong	75.00%	3
Average	25.00%	1
Weak	0.00%	0
Unsatisfactory	0.00%	0
TOTAL		4

Q29 PBIS is used effectively and is improving behavior.

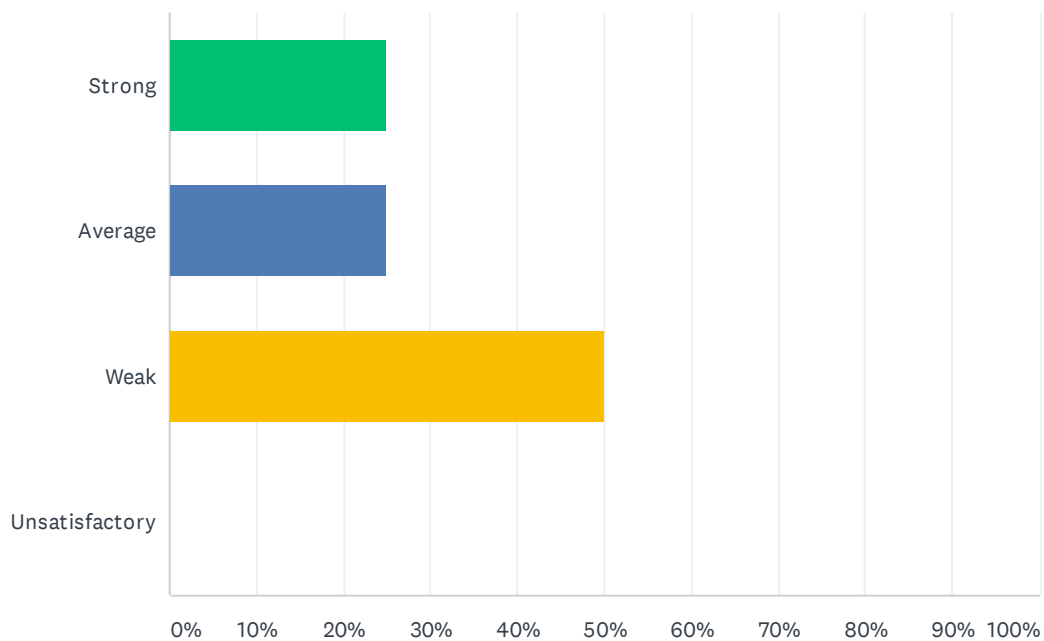
Answered: 8 Skipped: 0



ANSWER CHOICES	RESPONSES	
Strong	12.50%	1
Average	37.50%	3
Weak	37.50%	3
Unsatisfactory	12.50%	1
TOTAL		8

Q30 PBIS and Behavior Intervention Specialists are creating a safer environment at my site.

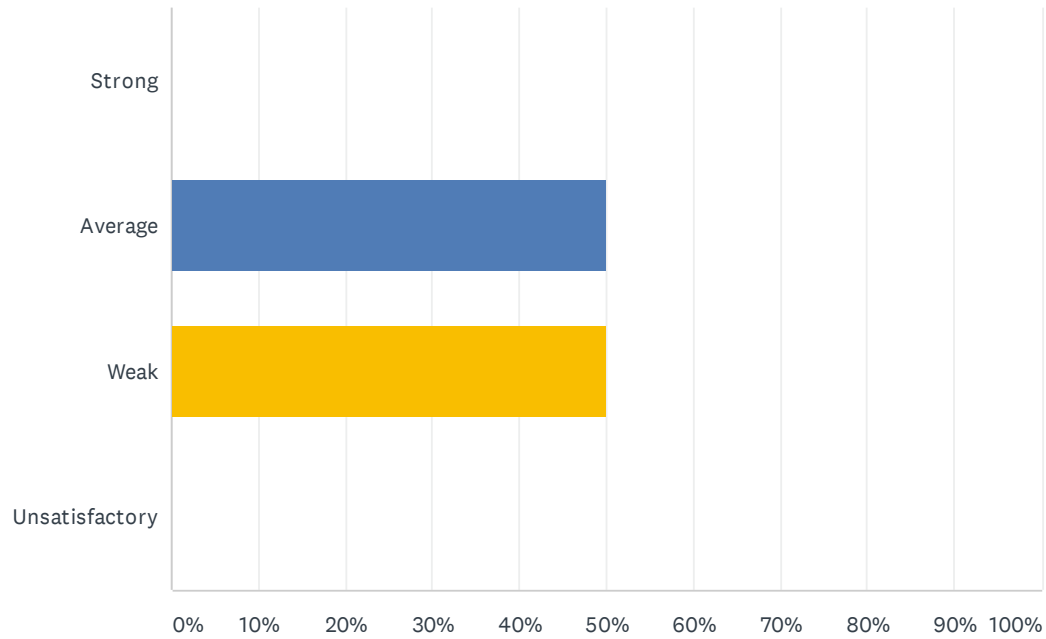
Answered: 8 Skipped: 0



ANSWER CHOICES	RESPONSES	
Strong	25.00%	2
Average	25.00%	2
Weak	50.00%	4
Unsatisfactory	0.00%	0
TOTAL		8

Q31 Staff and students feel safe at my site.

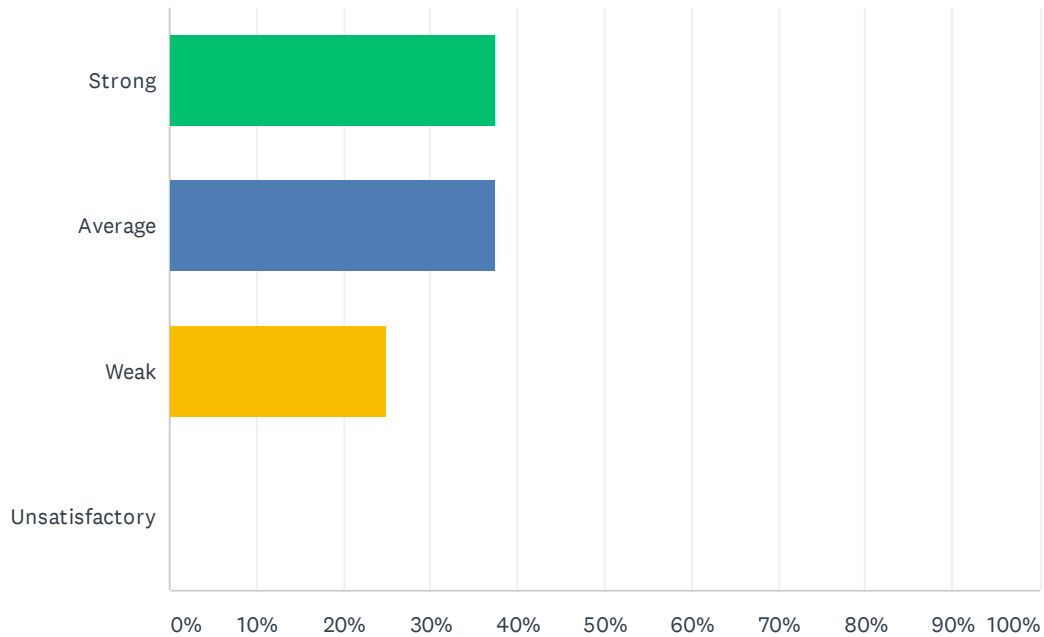
Answered: 8 Skipped: 0



ANSWER CHOICES	RESPONSES	
Strong	0.00%	0
Average	50.00%	4
Weak	50.00%	4
Unsatisfactory	0.00%	0
TOTAL		8

Q32 Discipline is improving at my site and not interfering with learning.

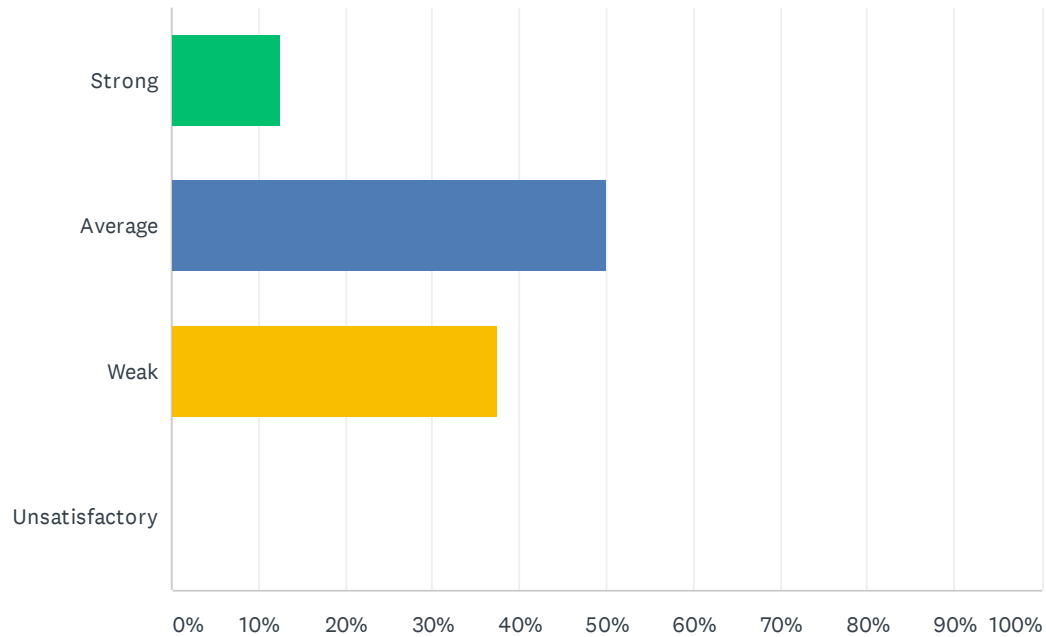
Answered: 8 Skipped: 0



ANSWER CHOICES	RESPONSES	
Strong	37.50%	3
Average	37.50%	3
Weak	25.00%	2
Unsatisfactory	0.00%	0
TOTAL		8

Q33 Positive referrals are an effective tool in improving discipline.

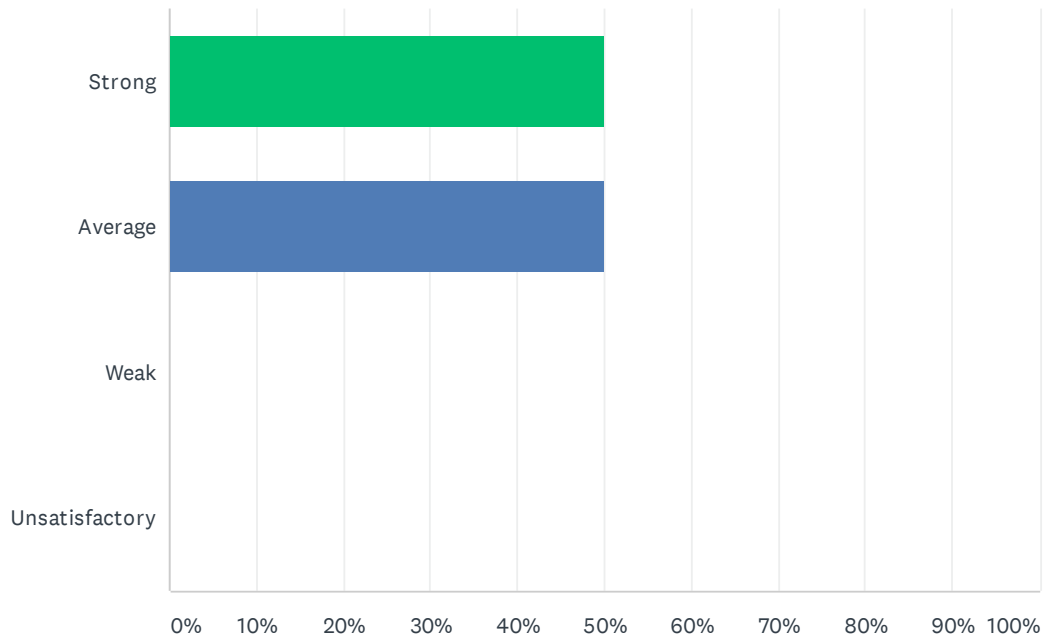
Answered: 8 Skipped: 0



ANSWER CHOICES	RESPONSES	
Strong	12.50%	1
Average	50.00%	4
Weak	37.50%	3
Unsatisfactory	0.00%	0
TOTAL		8

Q34 When ODR's (office disciplinary referral) are written the teacher's word is valued and trusted.

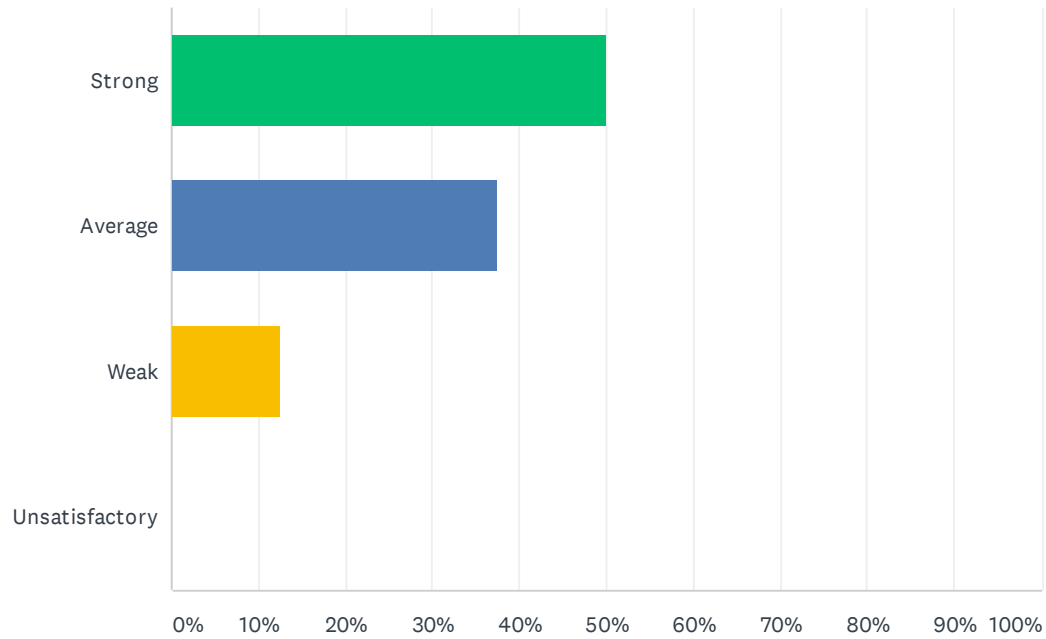
Answered: 8 Skipped: 0



ANSWER CHOICES	RESPONSES	
Strong	50.00%	4
Average	50.00%	4
Weak	0.00%	0
Unsatisfactory	0.00%	0
TOTAL		8

Q35 My site has a positive atmosphere.

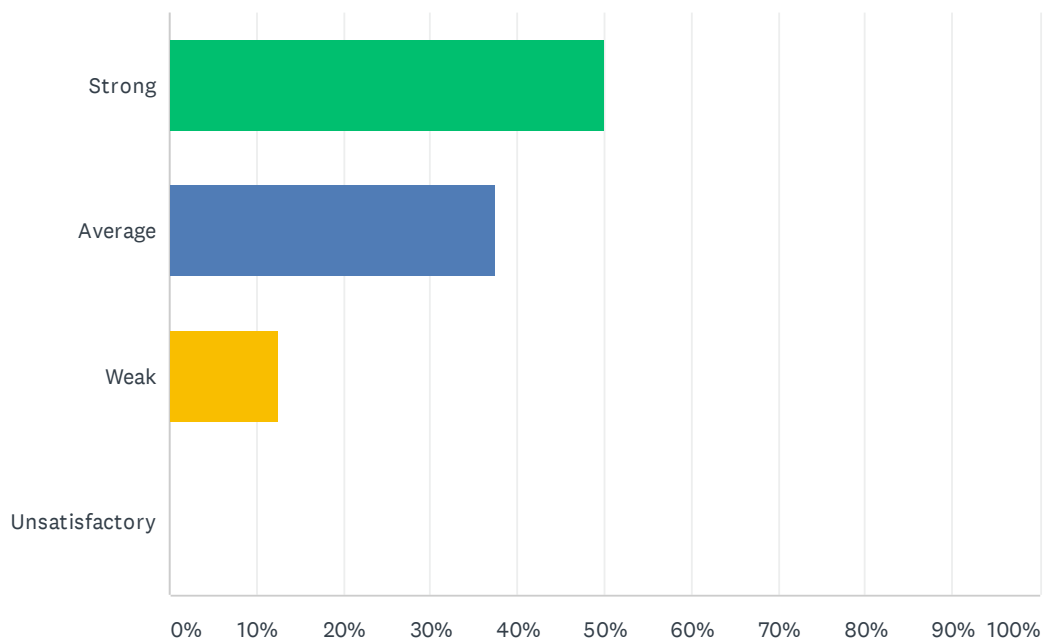
Answered: 8 Skipped: 0



ANSWER CHOICES	RESPONSES	
Strong	50.00%	4
Average	37.50%	3
Weak	12.50%	1
Unsatisfactory	0.00%	0
TOTAL		8

Q36 I would recommend my site to other employees and prospective teachers.

Answered: 8 Skipped: 0



ANSWER CHOICES	RESPONSES	
Strong	50.00%	4
Average	37.50%	3
Weak	12.50%	1
Unsatisfactory	0.00%	0
TOTAL		8

Q1 School Site (If you work at multiple sites choose your home site OR complete a survey for each site at which you spend significant time.)

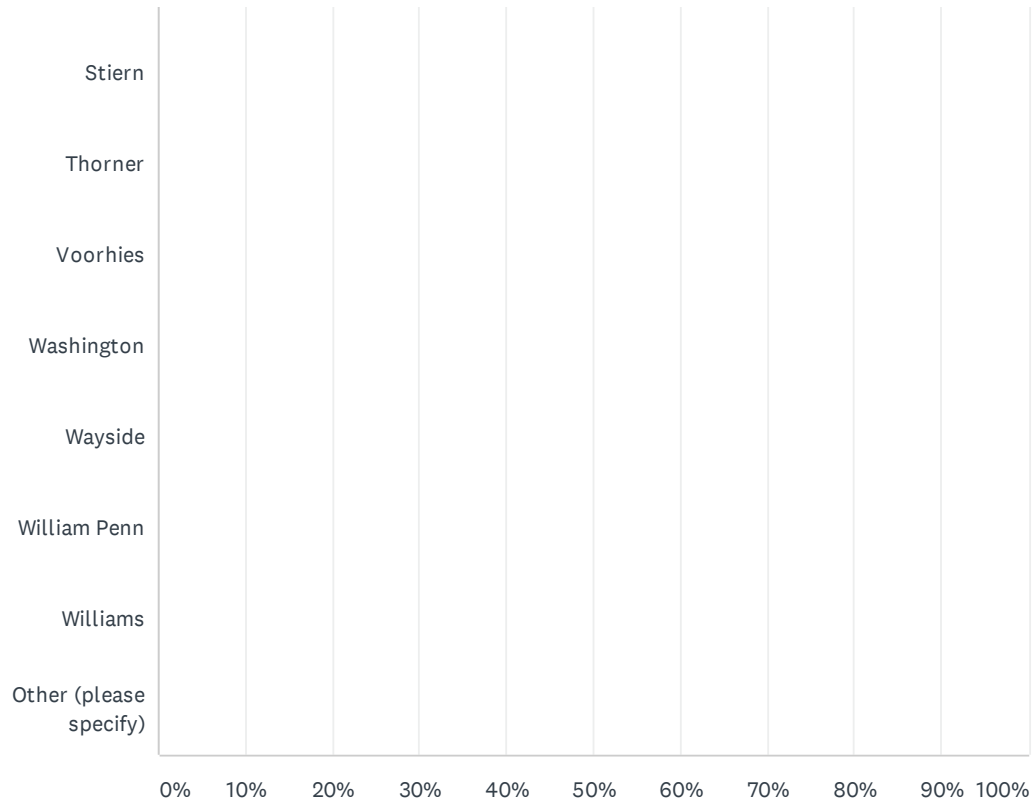
Answered: 10 Skipped: 0



2019-2020 BETA Administration/Site Climate Survey

Harris										
Horace Mann										
Hort										
Jefferson										
Longfellow										
McKinley										
Mt.Vernon										
Munsey										
Nichols										
Noble										
Nurses										
Owens Intermediate										
Owens Primary										
Pauly										
Pioneer										
Rafer Johnson										
Roosevelt										
Sequoia										
Sierra										
Special Ed Office										
Stella Hills										

2019-2020 BETA Administration/Site Climate Survey



2019-2020 BETA Administration/Site Climate Survey

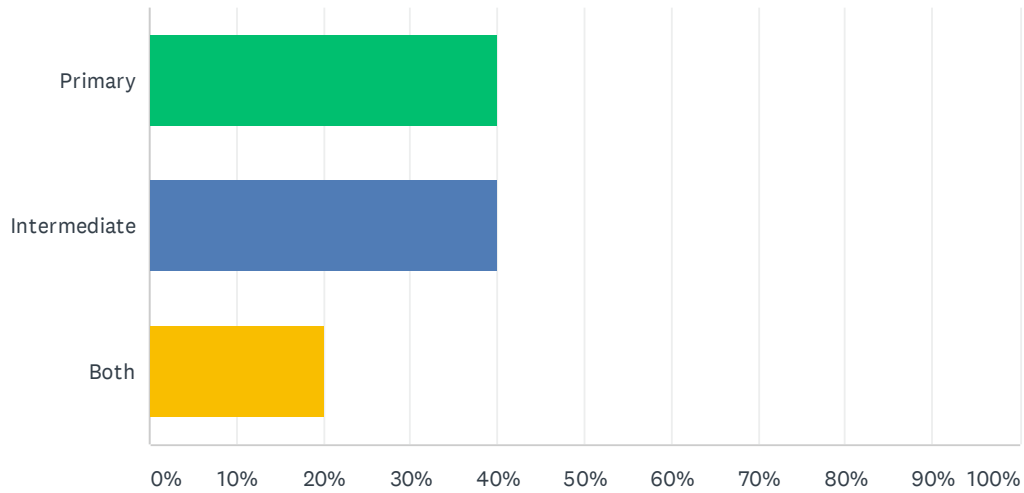
ANSWER CHOICES	RESPONSES	
Casa Loma	0.00%	0
Cato	0.00%	0
Chavez	0.00%	0
Chipman	0.00%	0
College Hts	0.00%	0
Compton	0.00%	0
Curran	0.00%	0
Downtown	0.00%	0
Ed Center	0.00%	0
Eissler	100.00%	10
Emerson	0.00%	0
Evergreen	0.00%	0
Fletcher	0.00%	0
Frank West	0.00%	0
Franklin	0.00%	0
Fremont	0.00%	0
Garza	0.00%	0
Harding	0.00%	0
Harris	0.00%	0
Horace Mann	0.00%	0
Hort	0.00%	0
Jefferson	0.00%	0
Longfellow	0.00%	0
McKinley	0.00%	0
Mt.Vernon	0.00%	0
Munsey	0.00%	0
Nichols	0.00%	0
Noble	0.00%	0
Nurses	0.00%	0
Owens Intermediate	0.00%	0
Owens Primary	0.00%	0
Pauly	0.00%	0

2019-2020 BETA Administration/Site Climate Survey

Pioneer	0.00%	0
Rafer Johnson	0.00%	0
Roosevelt	0.00%	0
Sequoia	0.00%	0
Sierra	0.00%	0
Special Ed Office	0.00%	0
Stella Hills	0.00%	0
Stiern	0.00%	0
Thorner	0.00%	0
Voorhies	0.00%	0
Washington	0.00%	0
Wayside	0.00%	0
William Penn	0.00%	0
Williams	0.00%	0
Other (please specify)	0.00%	0
Total Respondents: 10		

Q2 Instructional Grade Level or Support Services

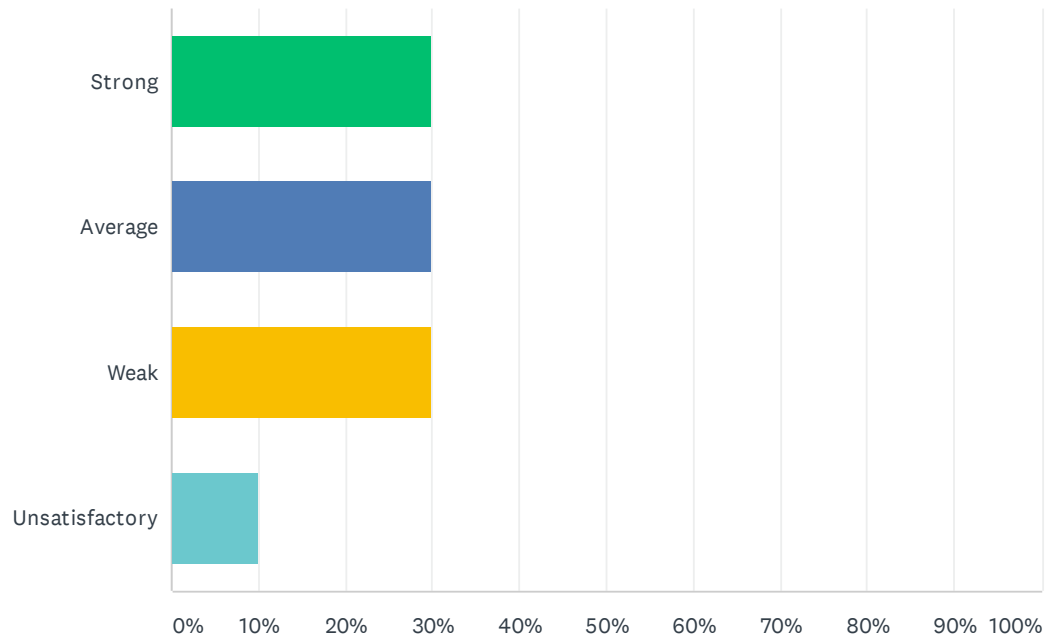
Answered: 10 Skipped: 0



ANSWER CHOICES	RESPONSES	
Primary	40.00%	4
Intermediate	40.00%	4
Both	20.00%	2
TOTAL		10

Q3 Site administration is sensitive to the needs of students, staff, and community.

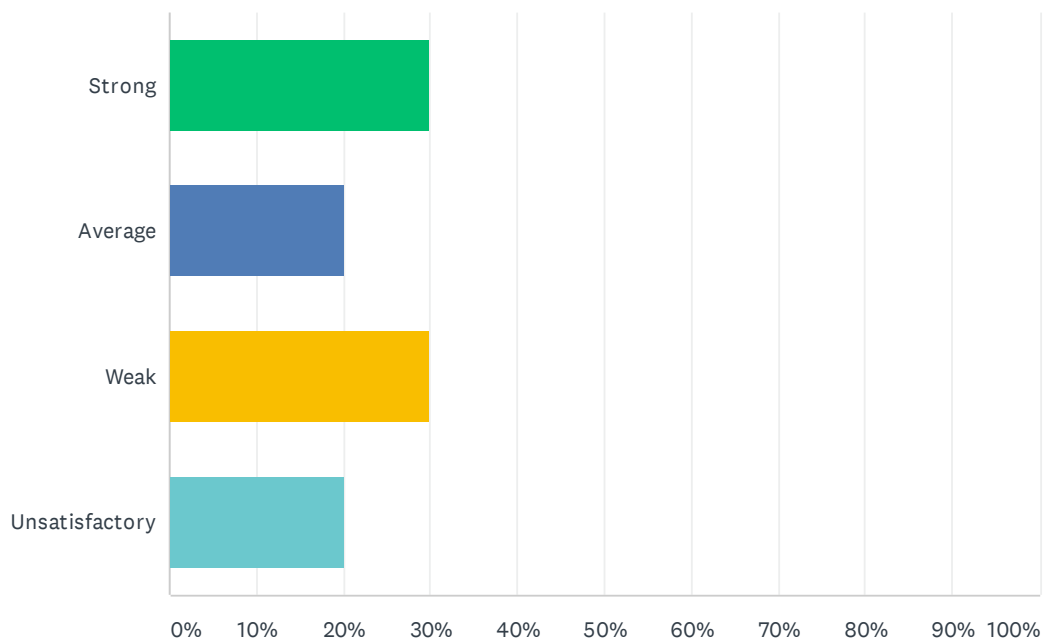
Answered: 10 Skipped: 0



ANSWER CHOICES	RESPONSES	
Strong	30.00%	3
Average	30.00%	3
Weak	30.00%	3
Unsatisfactory	10.00%	1
TOTAL		10

Q4 Site administration treats staff with respect; you feel like a valued member of a team

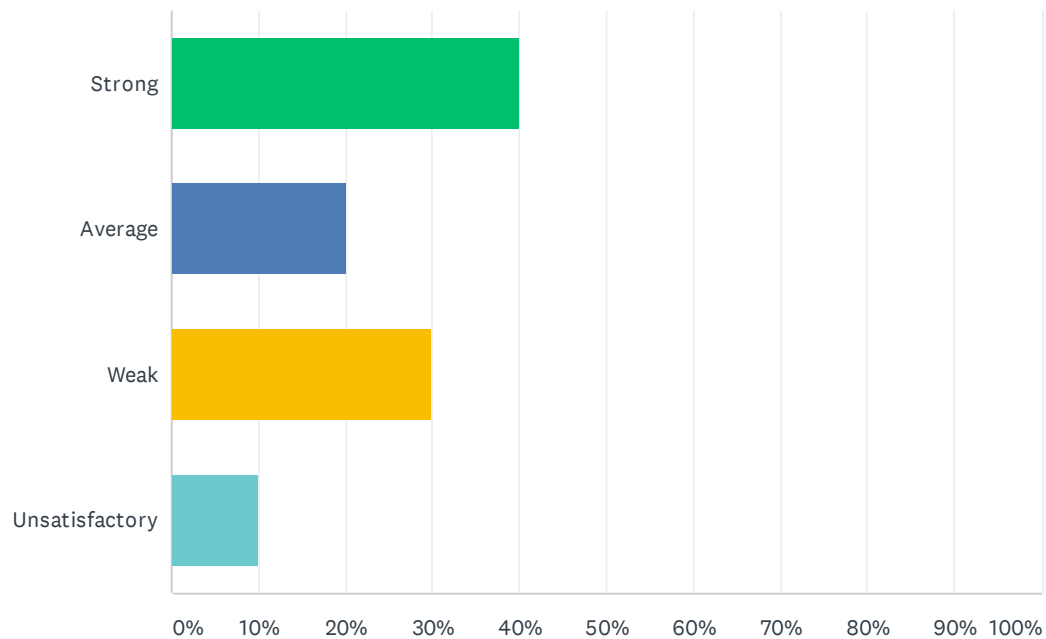
Answered: 10 Skipped: 0



ANSWER CHOICES	RESPONSES	
Strong	30.00%	3
Average	20.00%	2
Weak	30.00%	3
Unsatisfactory	20.00%	2
TOTAL		10

Q5 Site administration conducts classroom visits (walk-through) in least the disruptive manner and leaves timely feedback (within 24 hours).

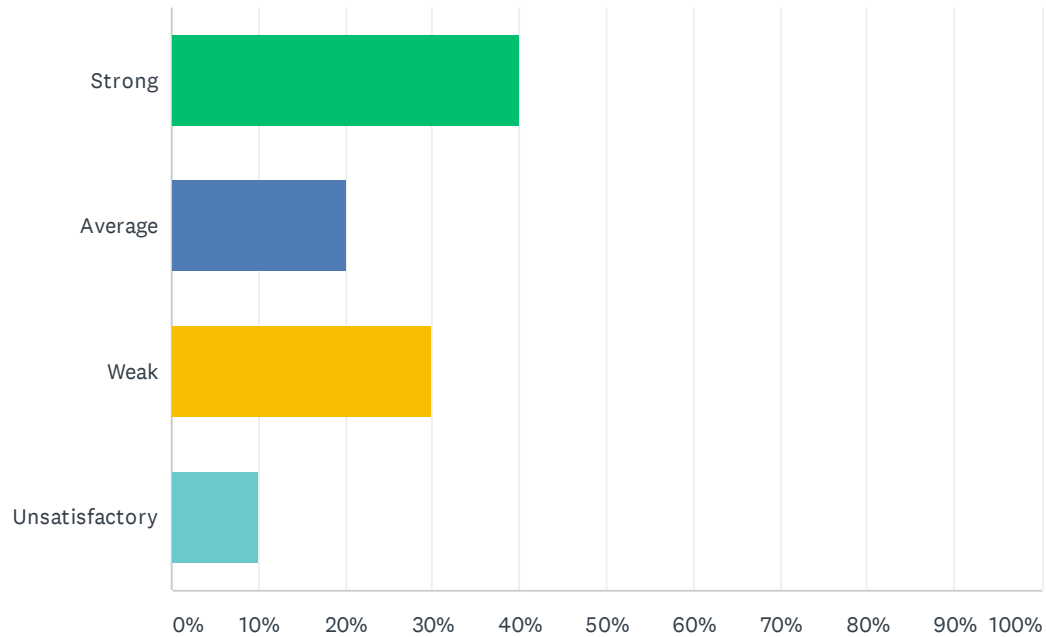
Answered: 10 Skipped: 0



ANSWER CHOICES	RESPONSES	
Strong	40.00%	4
Average	20.00%	2
Weak	30.00%	3
Unsatisfactory	10.00%	1
TOTAL		10

Q6 Site administration follows the contract and respects personal rights.

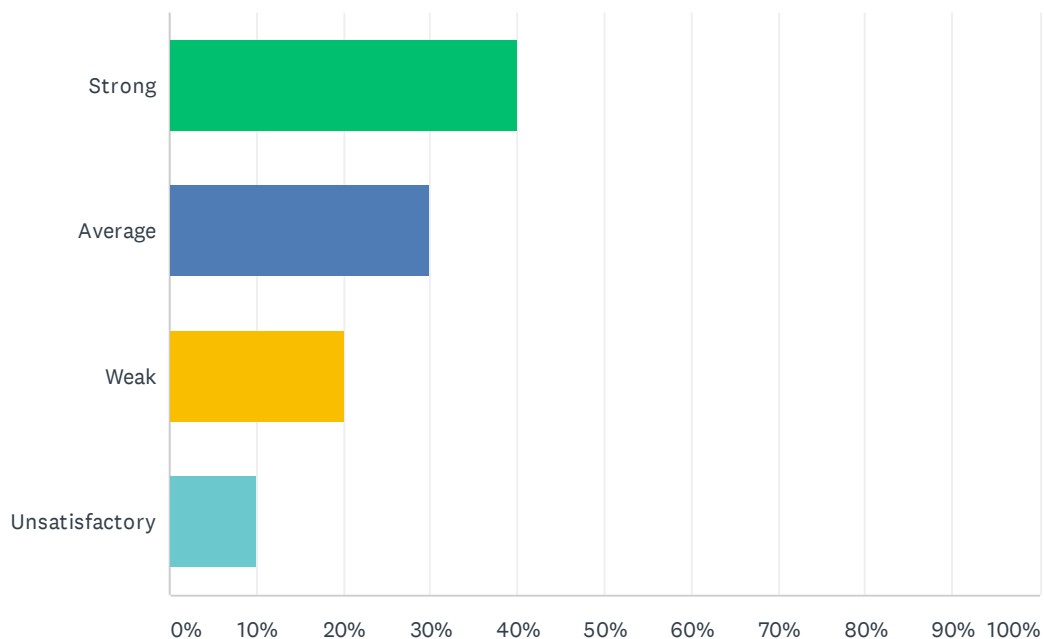
Answered: 10 Skipped: 0



ANSWER CHOICES	RESPONSES	
Strong	40.00%	4
Average	20.00%	2
Weak	30.00%	3
Unsatisfactory	10.00%	1
TOTAL		10

Q7 Administration utilizes staff according to their job description (ie. Coaches, APL's, Specialists & Staff).

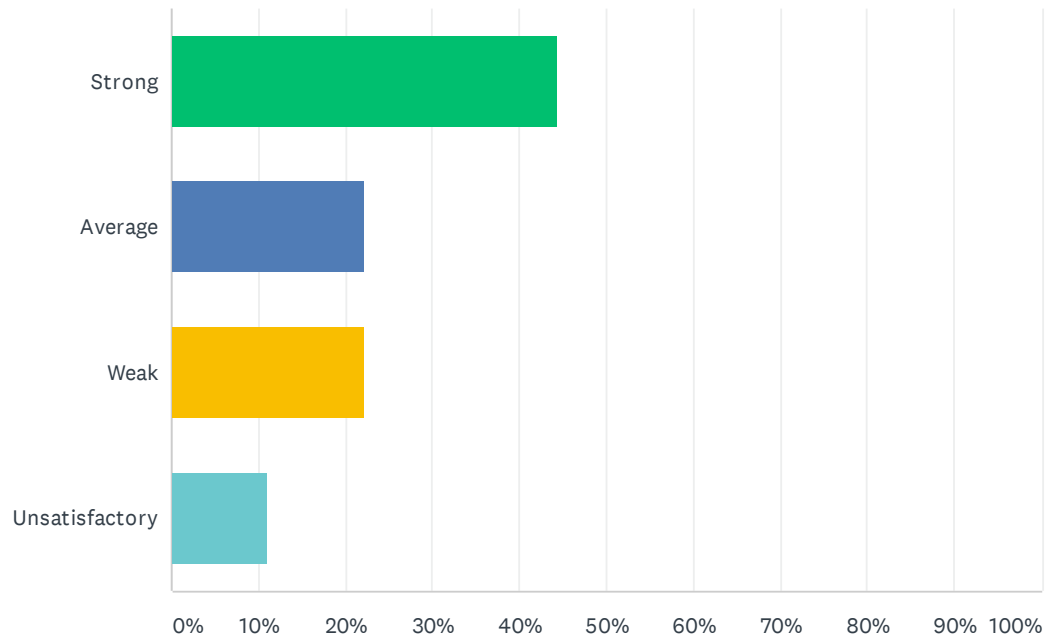
Answered: 10 Skipped: 0



ANSWER CHOICES	RESPONSES	
Strong	40.00%	4
Average	30.00%	3
Weak	20.00%	2
Unsatisfactory	10.00%	1
TOTAL		10

Q8 Administration maintains open communication with staff, parents, and students.

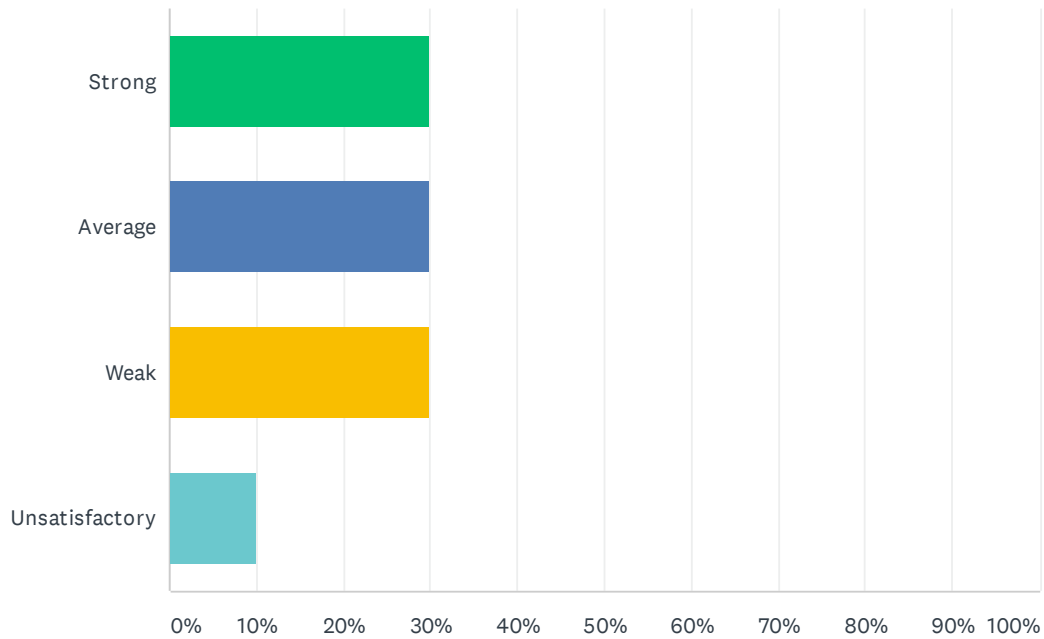
Answered: 9 Skipped: 1



ANSWER CHOICES	RESPONSES	
Strong	44.44%	4
Average	22.22%	2
Weak	22.22%	2
Unsatisfactory	11.11%	1
TOTAL		9

Q9 Administration supports staff against attacks and criticism from parents.

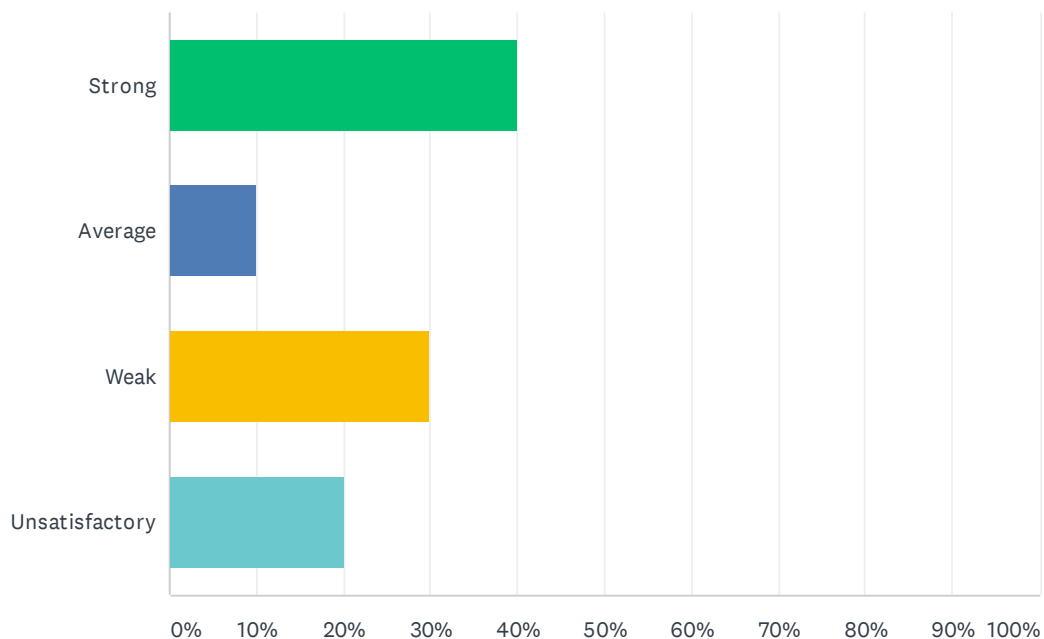
Answered: 10 Skipped: 0



ANSWER CHOICES	RESPONSES	
Strong	30.00%	3
Average	30.00%	3
Weak	30.00%	3
Unsatisfactory	10.00%	1
TOTAL		10

Q10 Site administration treats all teachers equally; there is no preferential treatment.

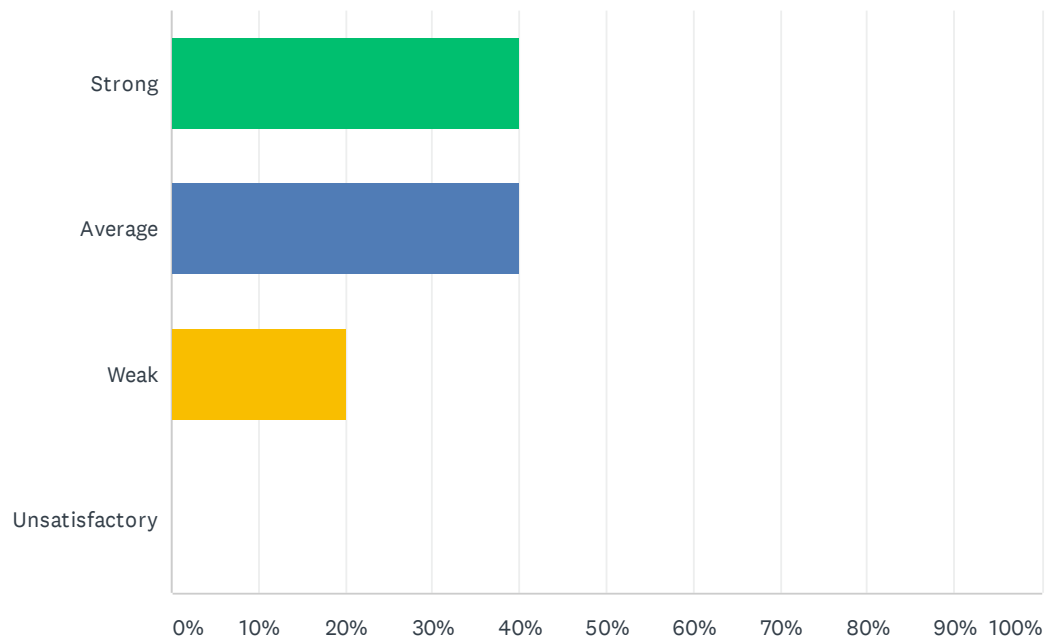
Answered: 10 Skipped: 0



ANSWER CHOICES	RESPONSES	
Strong	40.00%	4
Average	10.00%	1
Weak	30.00%	3
Unsatisfactory	20.00%	2
TOTAL		10

Q11 Administration supports classroom discipline procedures and follows District discipline guidelines.

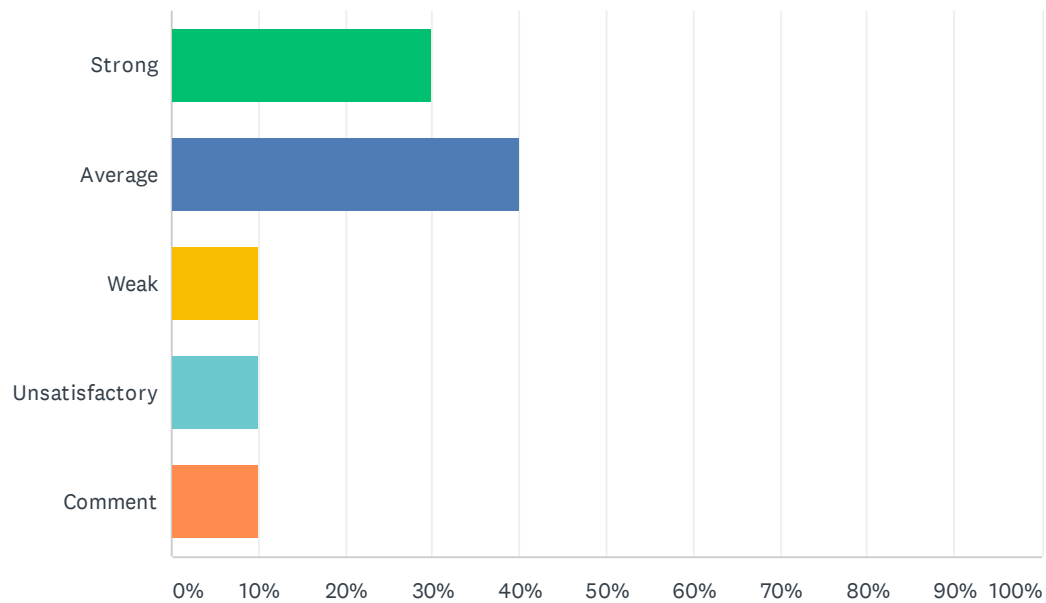
Answered: 10 Skipped: 0



ANSWER CHOICES	RESPONSES	
Strong	40.00%	4
Average	40.00%	4
Weak	20.00%	2
Unsatisfactory	0.00%	0
TOTAL		10

Q12 Administration processes ODR's (Office Disciplinary Referrals) within 48 hours and supports staff when discipline moves beyond classroom managed behaviors.

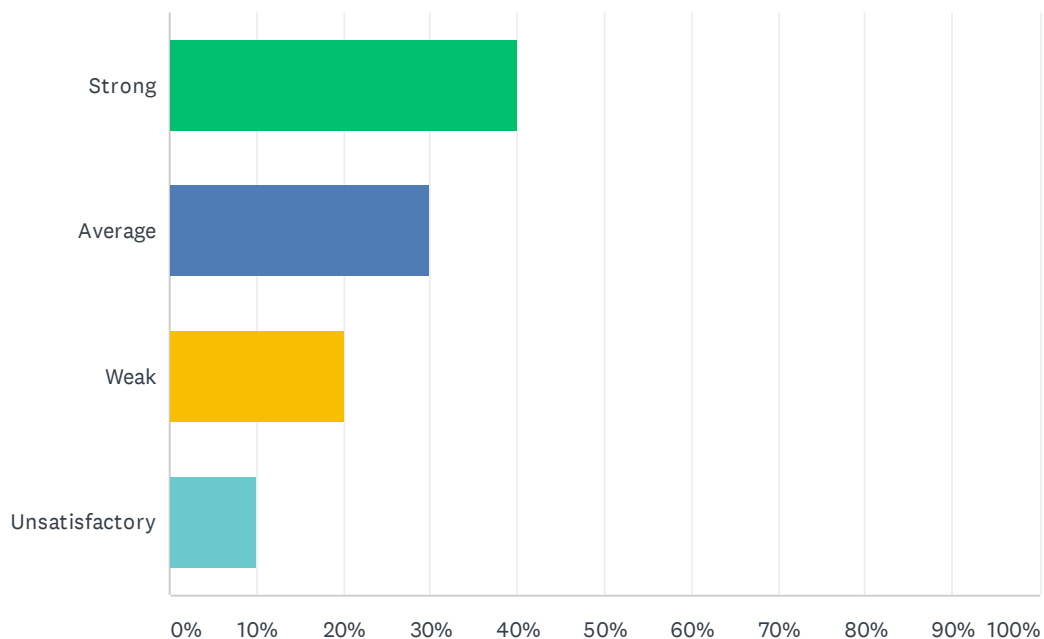
Answered: 10 Skipped: 0



ANSWER CHOICES	RESPONSES	
Strong	30.00%	3
Average	40.00%	4
Weak	10.00%	1
Unsatisfactory	10.00%	1
Comment	10.00%	1
TOTAL		10

Q13 Administration treats teachers as professionals; the teacher's word is not disregarded in favor of the student's.

Answered: 10 Skipped: 0



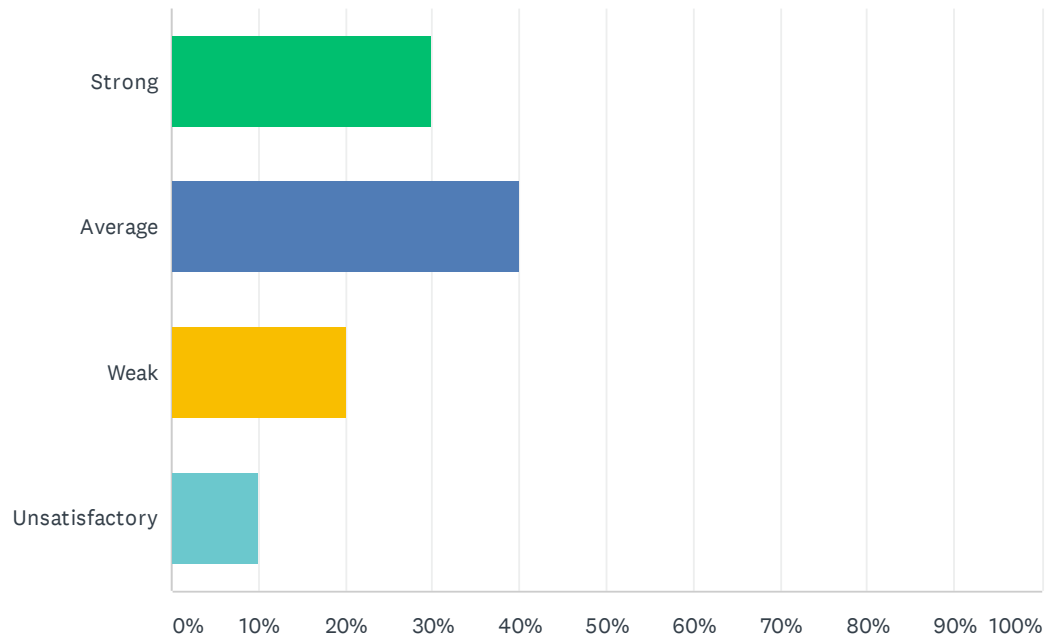
ANSWER CHOICES	RESPONSES	
Strong	40.00%	4
Average	30.00%	3
Weak	20.00%	2
Unsatisfactory	10.00%	1
TOTAL		10

Q14 How do you feel that your administration positively/negatively impacts working conditions at your site?

Answered: 7 Skipped: 3

Q15 Site staff is involved in setting school policies and budgetary priorities.

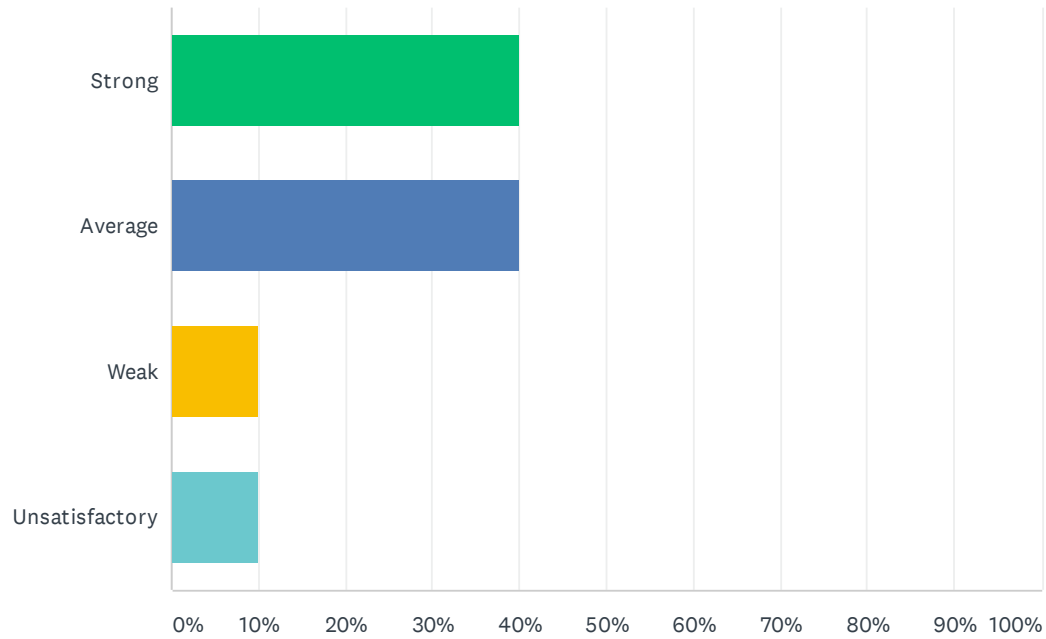
Answered: 10 Skipped: 0



ANSWER CHOICES	RESPONSES	
Strong	30.00%	3
Average	40.00%	4
Weak	20.00%	2
Unsatisfactory	10.00%	1
TOTAL		10

Q16 Site meetings are productive and not excessive.

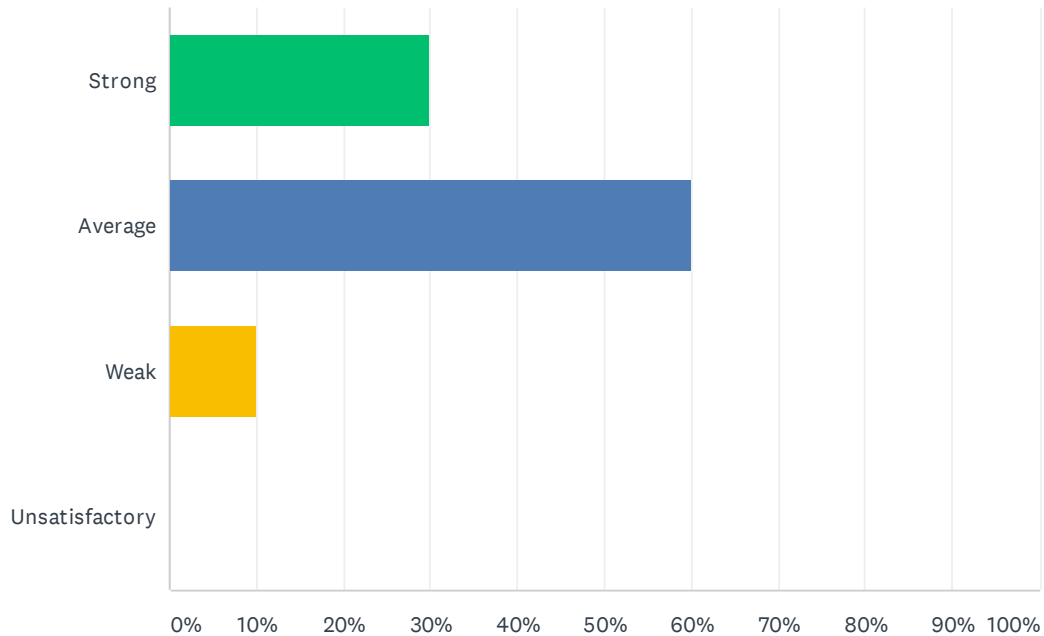
Answered: 10 Skipped: 0



ANSWER CHOICES	RESPONSES	
Strong	40.00%	4
Average	40.00%	4
Weak	10.00%	1
Unsatisfactory	10.00%	1
TOTAL		10

Q17 Bank days are used for PLC activities; Site administration uses two Bank Days a month and staff gets uninterrupted planning/preparation time twice a month during Bank Days.

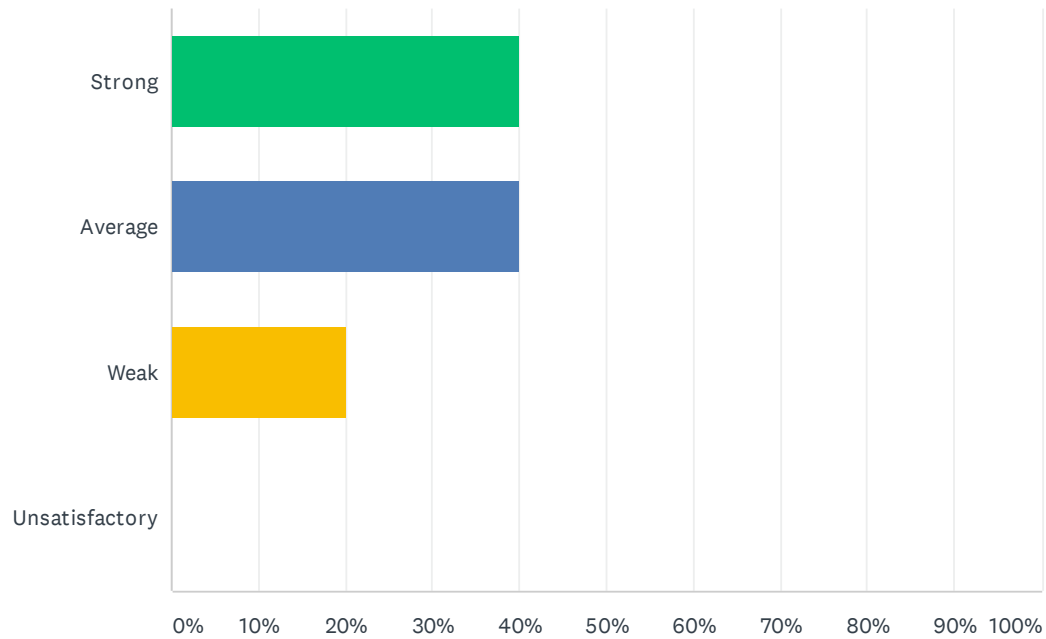
Answered: 10 Skipped: 0



ANSWER CHOICES	RESPONSES	
Strong	30.00%	3
Average	60.00%	6
Weak	10.00%	1
Unsatisfactory	0.00%	0
TOTAL		10

Q18 My site receives daily consecutive uninterrupted planning/preparation time. (30 minutes / 40 minutes)

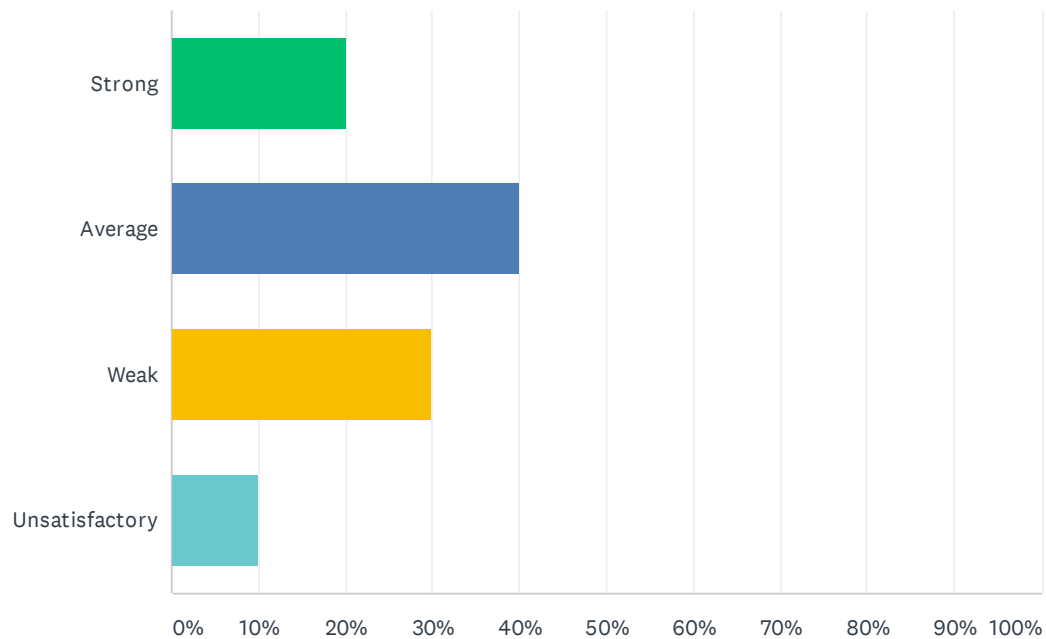
Answered: 10 Skipped: 0



ANSWER CHOICES	RESPONSES	
Strong	40.00%	4
Average	40.00%	4
Weak	20.00%	2
Unsatisfactory	0.00%	0
TOTAL		10

Q19 Staff is given time to input district required data (ie. Benchmarks, Dibels, CFAs, Report Card, and etc).

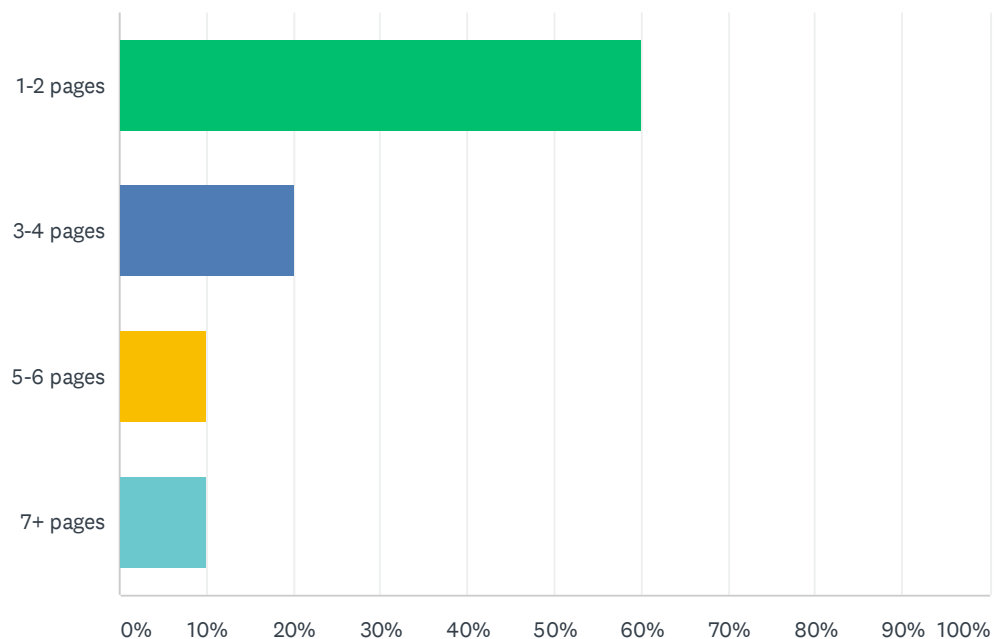
Answered: 10 Skipped: 0



ANSWER CHOICES	RESPONSES	
Strong	20.00%	2
Average	40.00%	4
Weak	30.00%	3
Unsatisfactory	10.00%	1
TOTAL		10

Q20 Teachers are required to submit complete, but not excessively lengthy lesson plans.

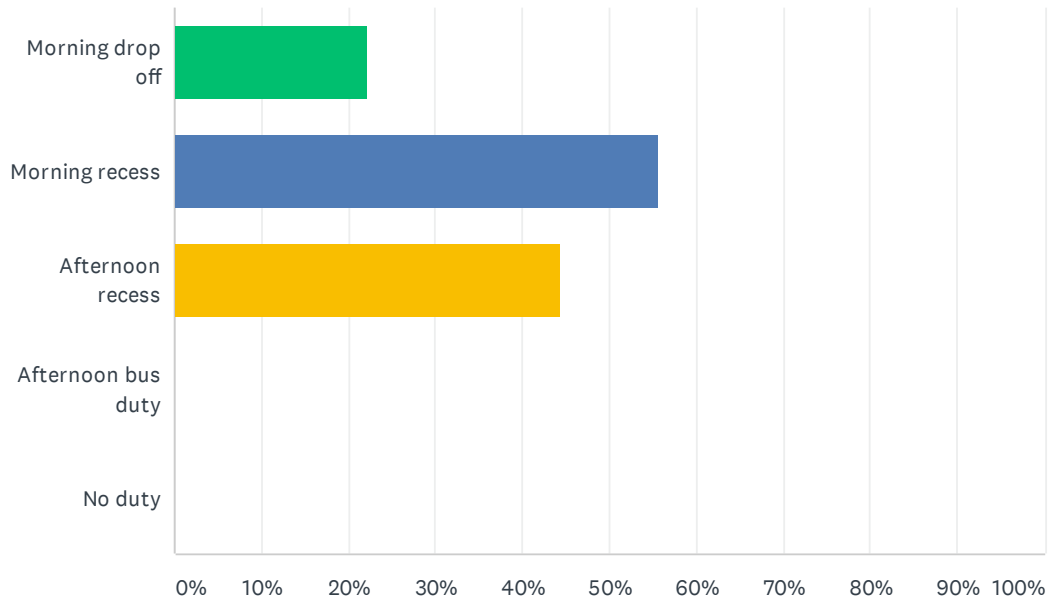
Answered: 10 Skipped: 0



ANSWER CHOICES	RESPONSES	
1-2 pages	60.00%	6
3-4 pages	20.00%	2
5-6 pages	10.00%	1
7+ pages	10.00%	1
TOTAL		10

Q21 Staff has recess and/or bus duty.

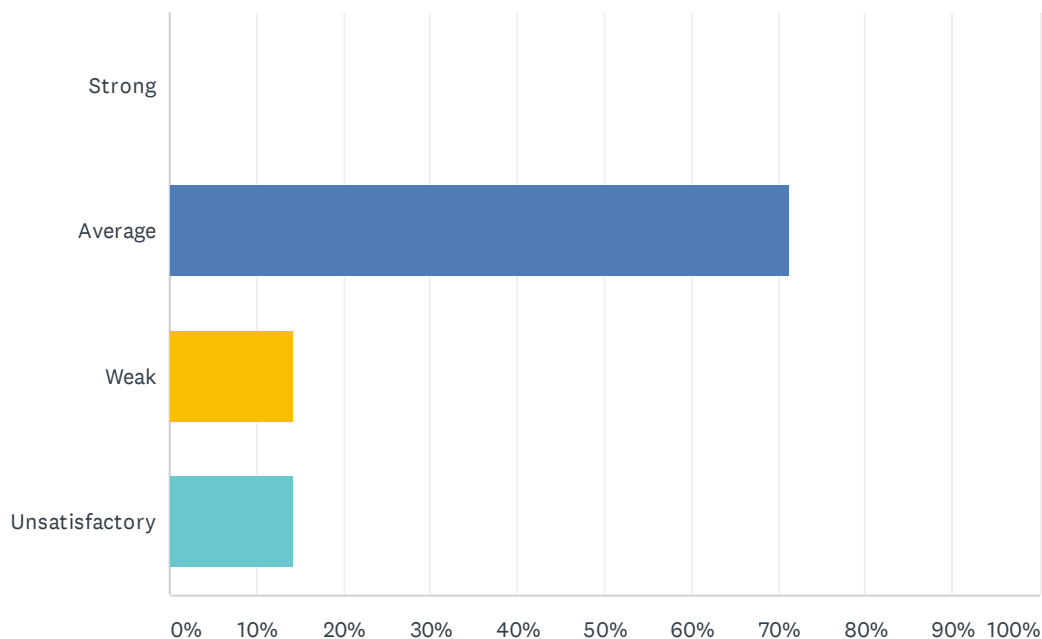
Answered: 9 Skipped: 1



ANSWER CHOICES	RESPONSES	
Morning drop off	22.22%	2
Morning recess	55.56%	5
Afternoon recess	44.44%	4
Afternoon bus duty	0.00%	0
No duty	0.00%	0
Total Respondents: 9		

Q22 The Special Education Department is assisting you with your questions, problems, and concerns.

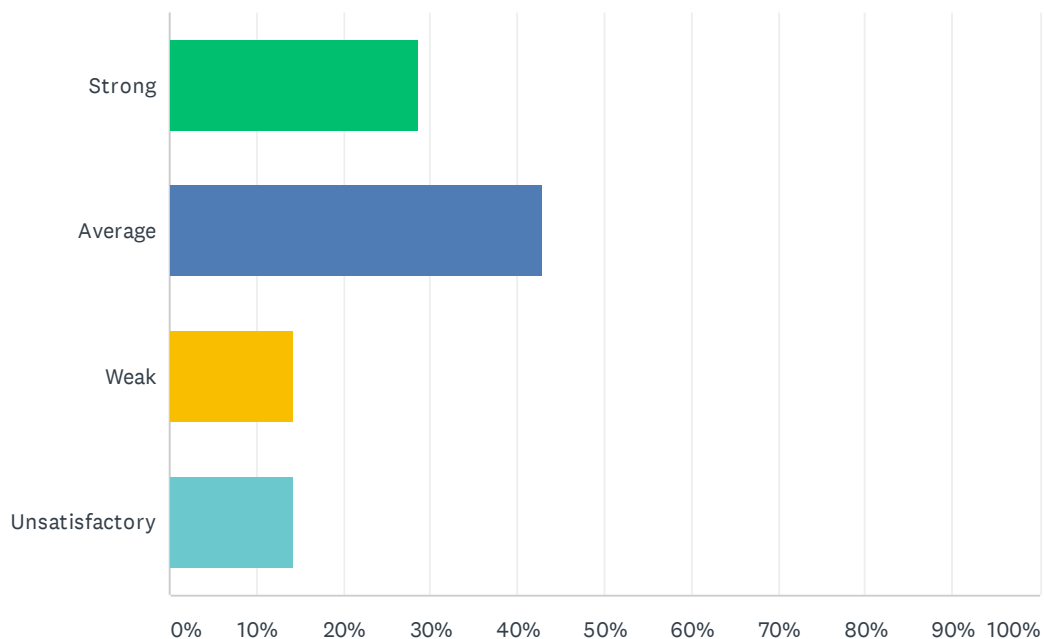
Answered: 7 Skipped: 3



ANSWER CHOICES	RESPONSES	
Strong	0.00%	0
Average	71.43%	5
Weak	14.29%	1
Unsatisfactory	14.29%	1
TOTAL		7

Q23 Special Education class size is balanced within each program to ensure student safety and individualized instruction.

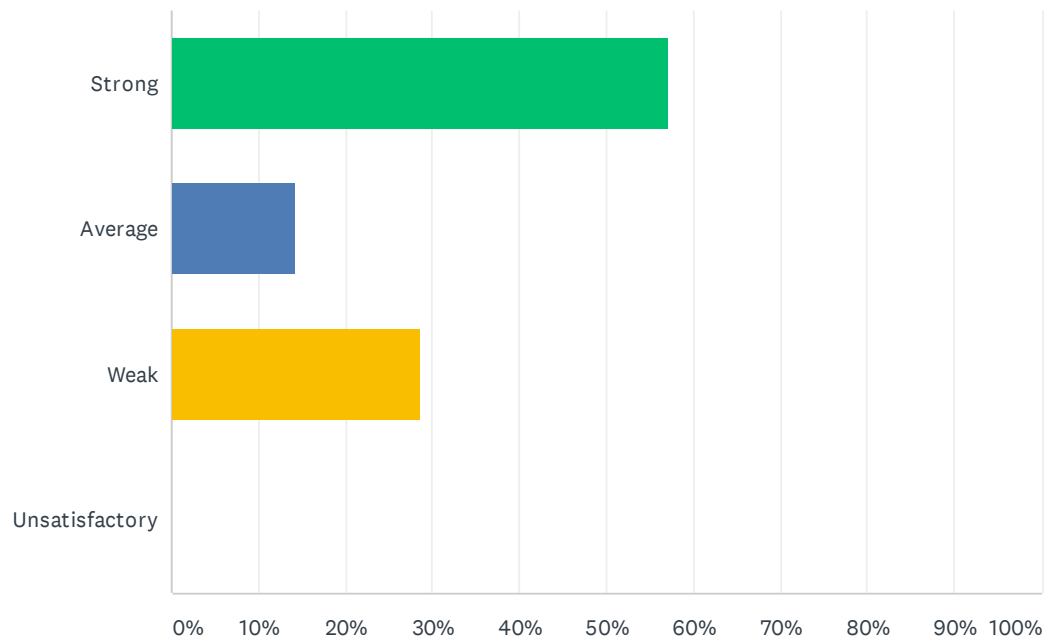
Answered: 7 Skipped: 3



ANSWER CHOICES	RESPONSES	
Strong	28.57%	2
Average	42.86%	3
Weak	14.29%	1
Unsatisfactory	14.29%	1
TOTAL		7

Q24 Special education teachers have opportunities to participate in school-based, content area staff development.

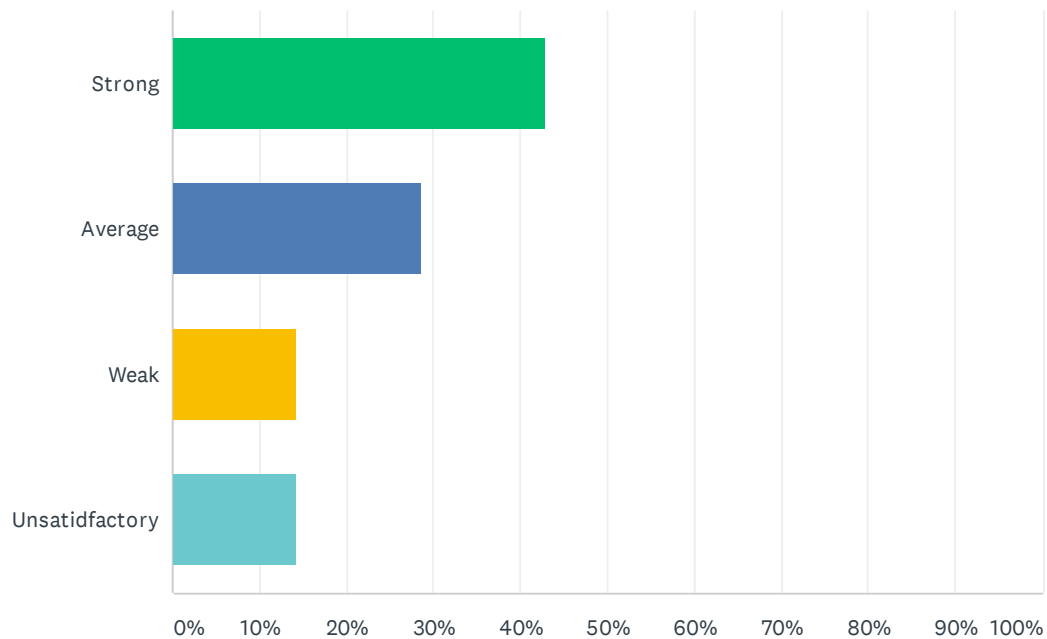
Answered: 7 Skipped: 3



ANSWER CHOICES	RESPONSES	
Strong	57.14%	4
Average	14.29%	1
Weak	28.57%	2
Unsatisfactory	0.00%	0
TOTAL		7

Q25 Special education teachers have needed access to ALL instructional resources provided to the general education teachers.

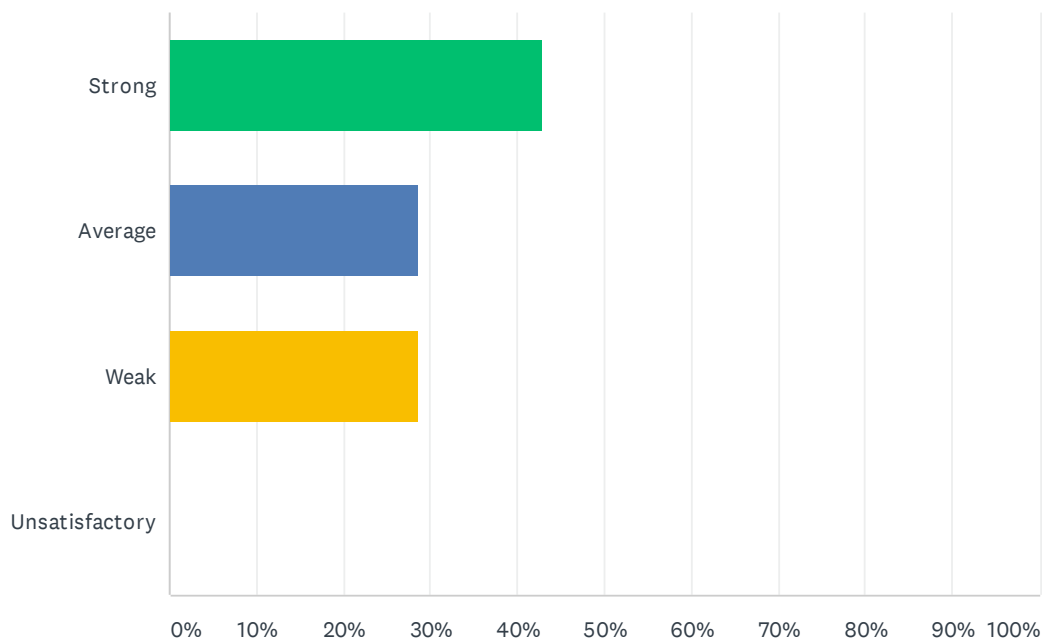
Answered: 7 Skipped: 3



ANSWER CHOICES	RESPONSES	
Strong	42.86%	3
Average	28.57%	2
Weak	14.29%	1
Unsatisfactory	14.29%	1
TOTAL		7

Q26 Special education teachers are adequately trained in the administration of state assessments and District IEP's.

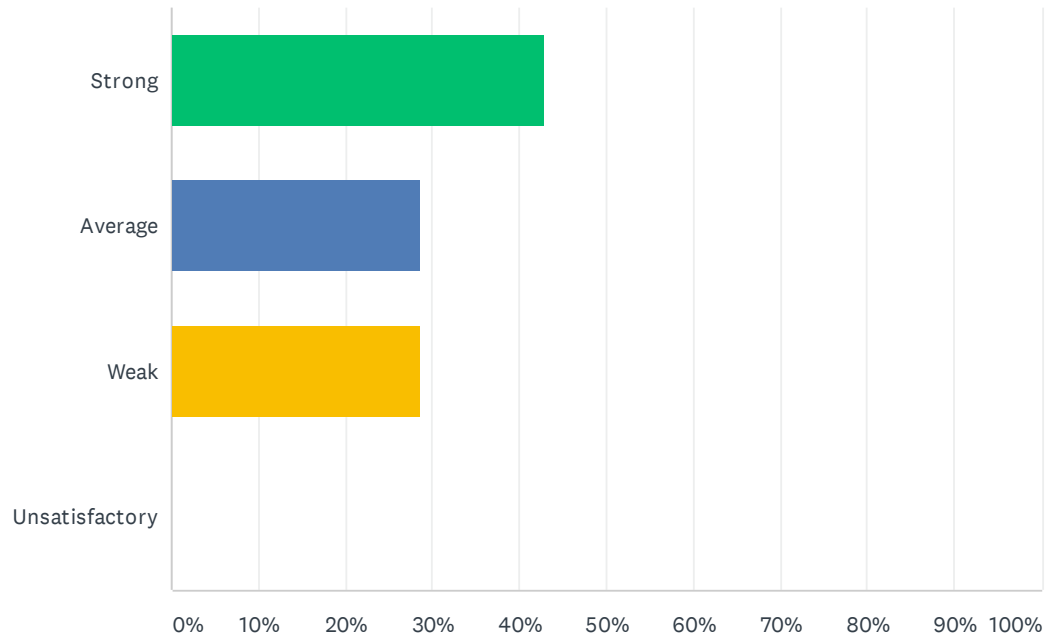
Answered: 7 Skipped: 3



ANSWER CHOICES	RESPONSES	
Strong	42.86%	3
Average	28.57%	2
Weak	28.57%	2
Unsatisfactory	0.00%	0
TOTAL		7

Q27 The site principal is accessible to discuss special education issues.

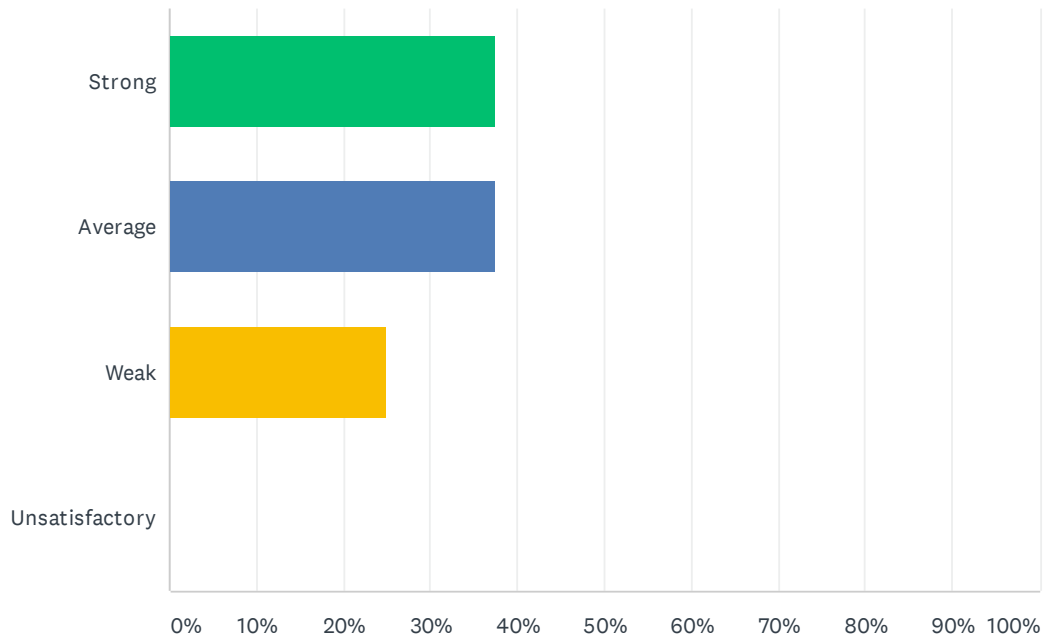
Answered: 7 Skipped: 3



ANSWER CHOICES	RESPONSES	
Strong	42.86%	3
Average	28.57%	2
Weak	28.57%	2
Unsatisfactory	0.00%	0
TOTAL		7

Q28 The site principal promotes equal opportunities for all students to learn.

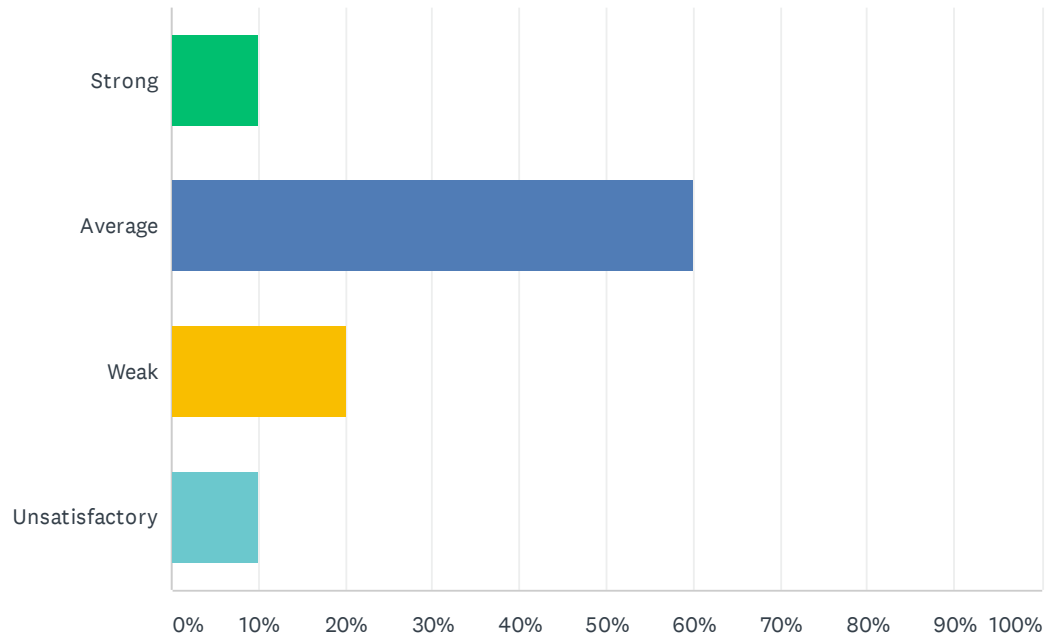
Answered: 8 Skipped: 2



ANSWER CHOICES	RESPONSES	
Strong	37.50%	3
Average	37.50%	3
Weak	25.00%	2
Unsatisfactory	0.00%	0
TOTAL		8

Q29 PBIS is used effectively and is improving behavior.

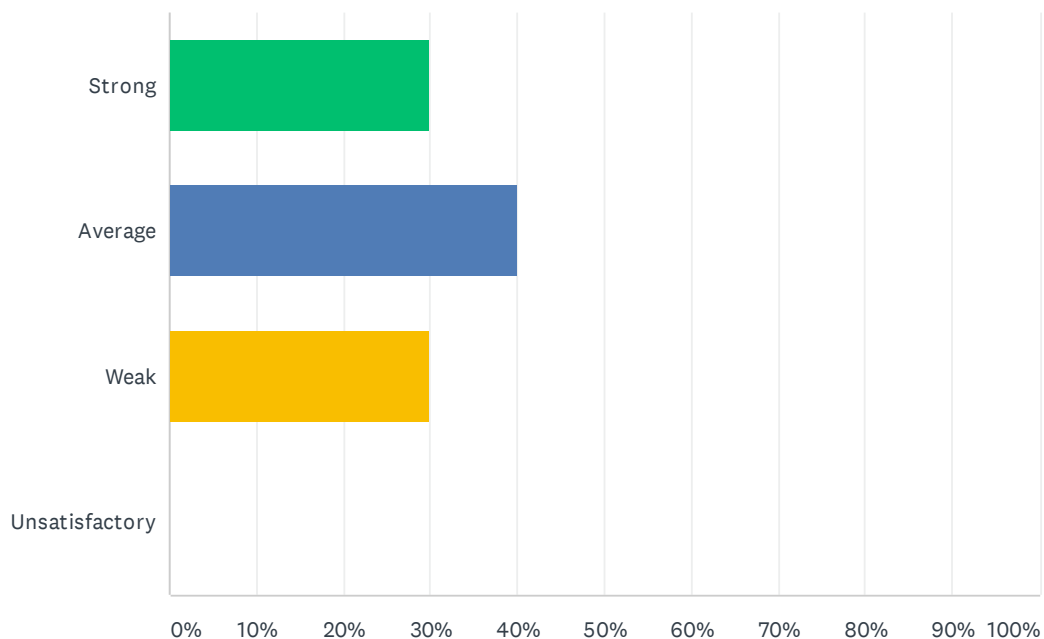
Answered: 10 Skipped: 0



ANSWER CHOICES	RESPONSES	
Strong	10.00%	1
Average	60.00%	6
Weak	20.00%	2
Unsatisfactory	10.00%	1
TOTAL		10

Q30 PBIS and Behavior Intervention Specialists are creating a safer environment at my site.

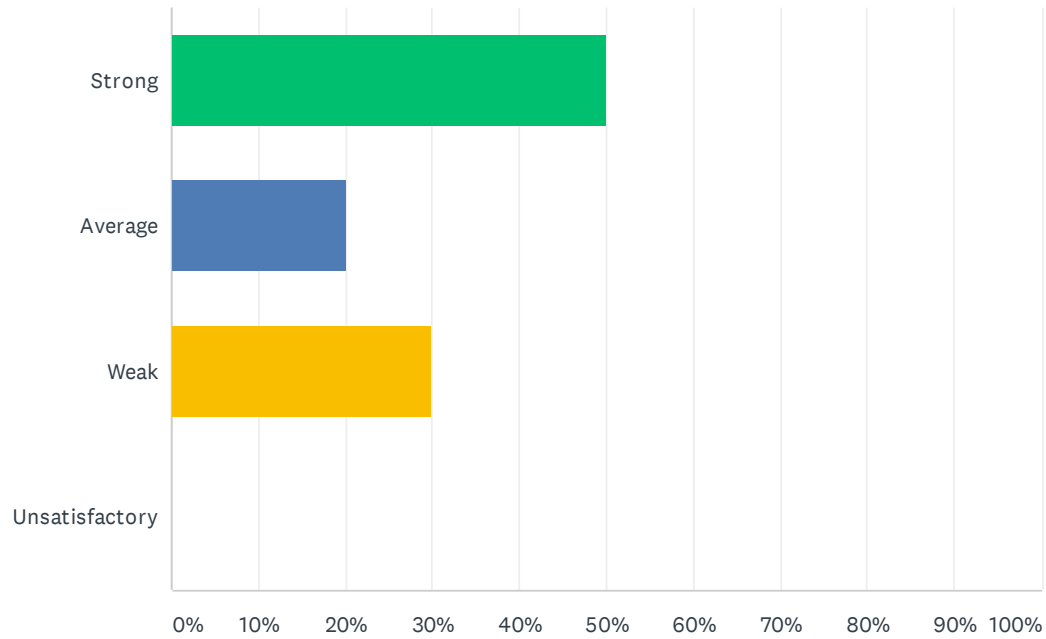
Answered: 10 Skipped: 0



ANSWER CHOICES	RESPONSES	
Strong	30.00%	3
Average	40.00%	4
Weak	30.00%	3
Unsatisfactory	0.00%	0
TOTAL		10

Q31 Staff and students feel safe at my site.

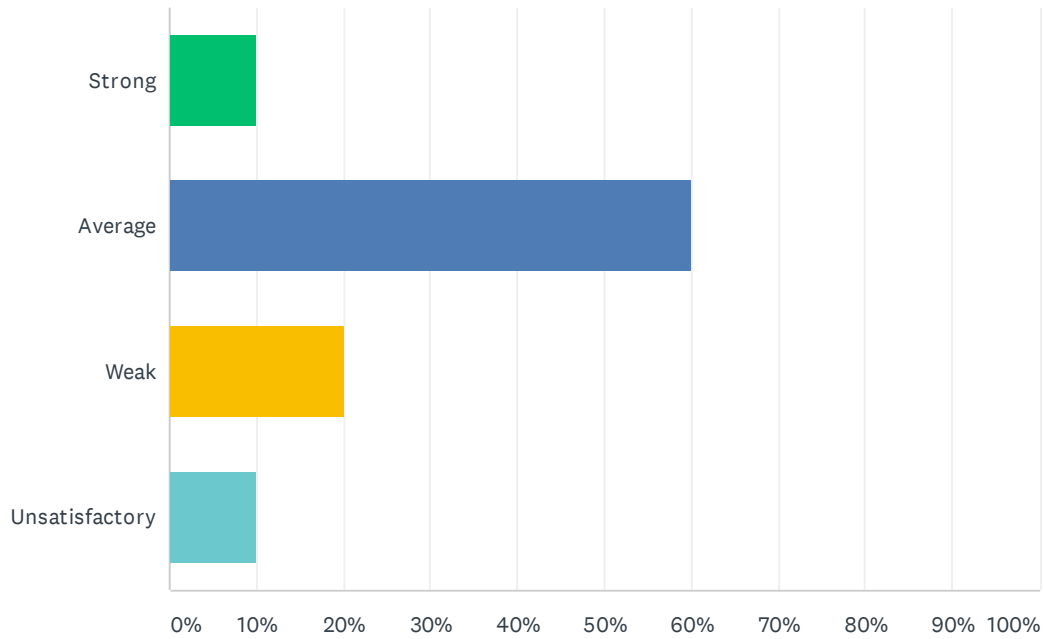
Answered: 10 Skipped: 0



ANSWER CHOICES	RESPONSES	
Strong	50.00%	5
Average	20.00%	2
Weak	30.00%	3
Unsatisfactory	0.00%	0
TOTAL		10

Q32 Discipline is improving at my site and not interfering with learning.

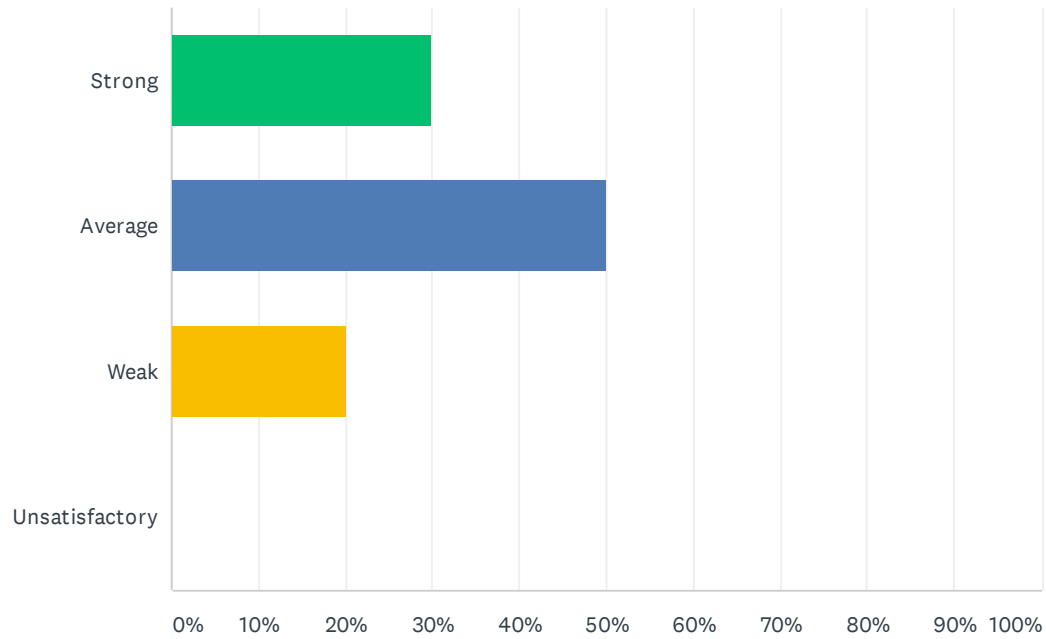
Answered: 10 Skipped: 0



ANSWER CHOICES	RESPONSES	
Strong	10.00%	1
Average	60.00%	6
Weak	20.00%	2
Unsatisfactory	10.00%	1
TOTAL		10

Q33 Positive referrals are an effective tool in improving discipline.

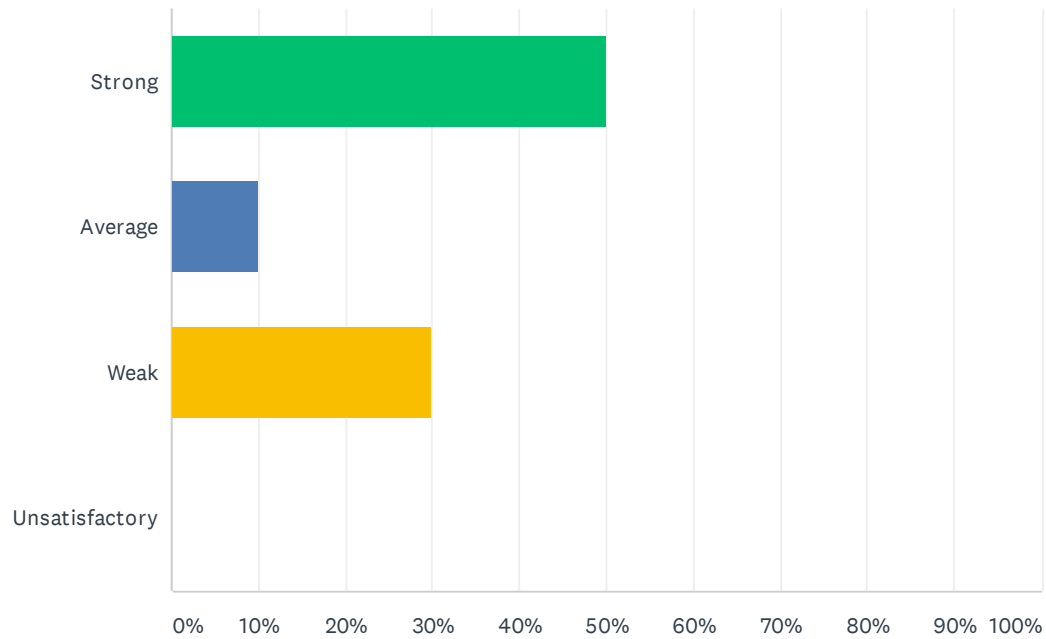
Answered: 10 Skipped: 0



ANSWER CHOICES	RESPONSES	
Strong	30.00%	3
Average	50.00%	5
Weak	20.00%	2
Unsatisfactory	0.00%	0
TOTAL		10

Q34 When ODR's (office disciplinary referral) are written the teacher's word is valued and trusted.

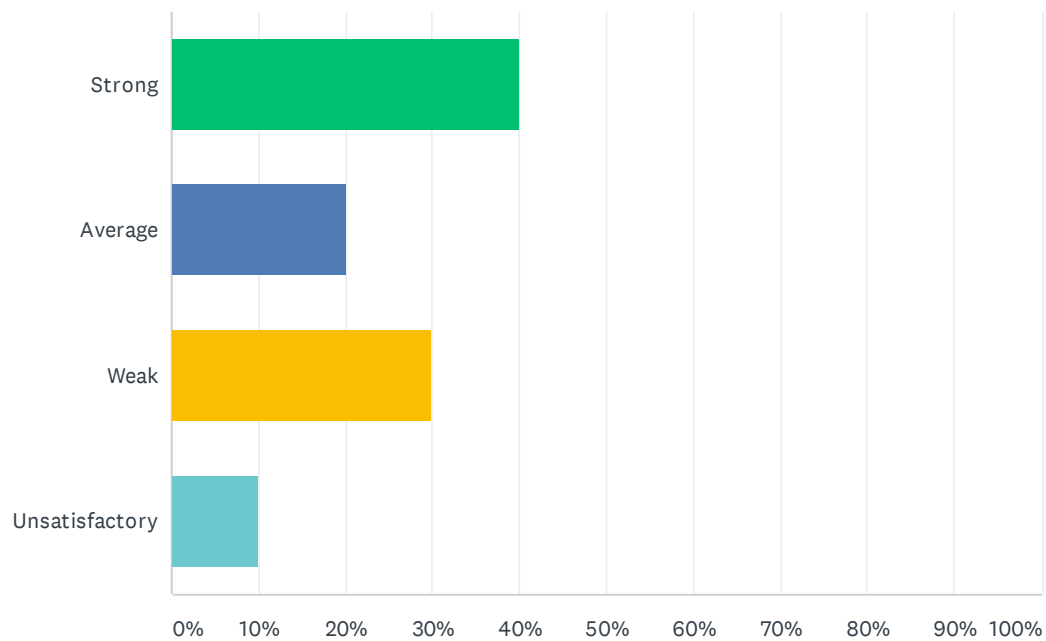
Answered: 10 Skipped: 0



ANSWER CHOICES	RESPONSES	
Strong	50.00%	5
Average	10.00%	1
Weak	30.00%	3
Unsatisfactory	0.00%	0
TOTAL		10

Q35 My site has a positive atmosphere.

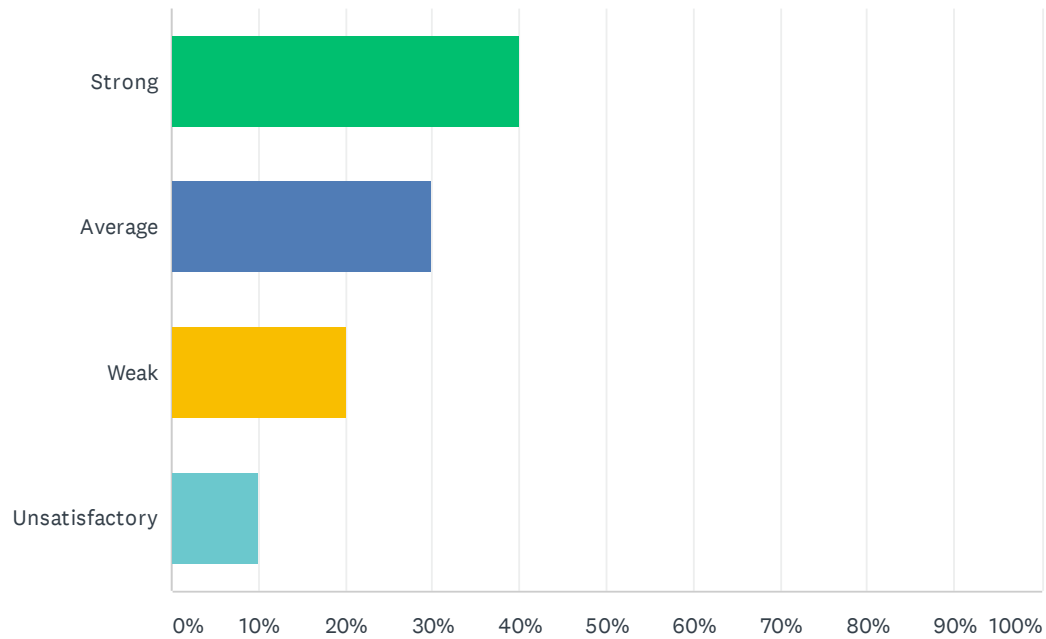
Answered: 10 Skipped: 0



ANSWER CHOICES	RESPONSES	
Strong	40.00%	4
Average	20.00%	2
Weak	30.00%	3
Unsatisfactory	10.00%	1
TOTAL		10

Q36 I would recommend my site to other employees and prospective teachers.

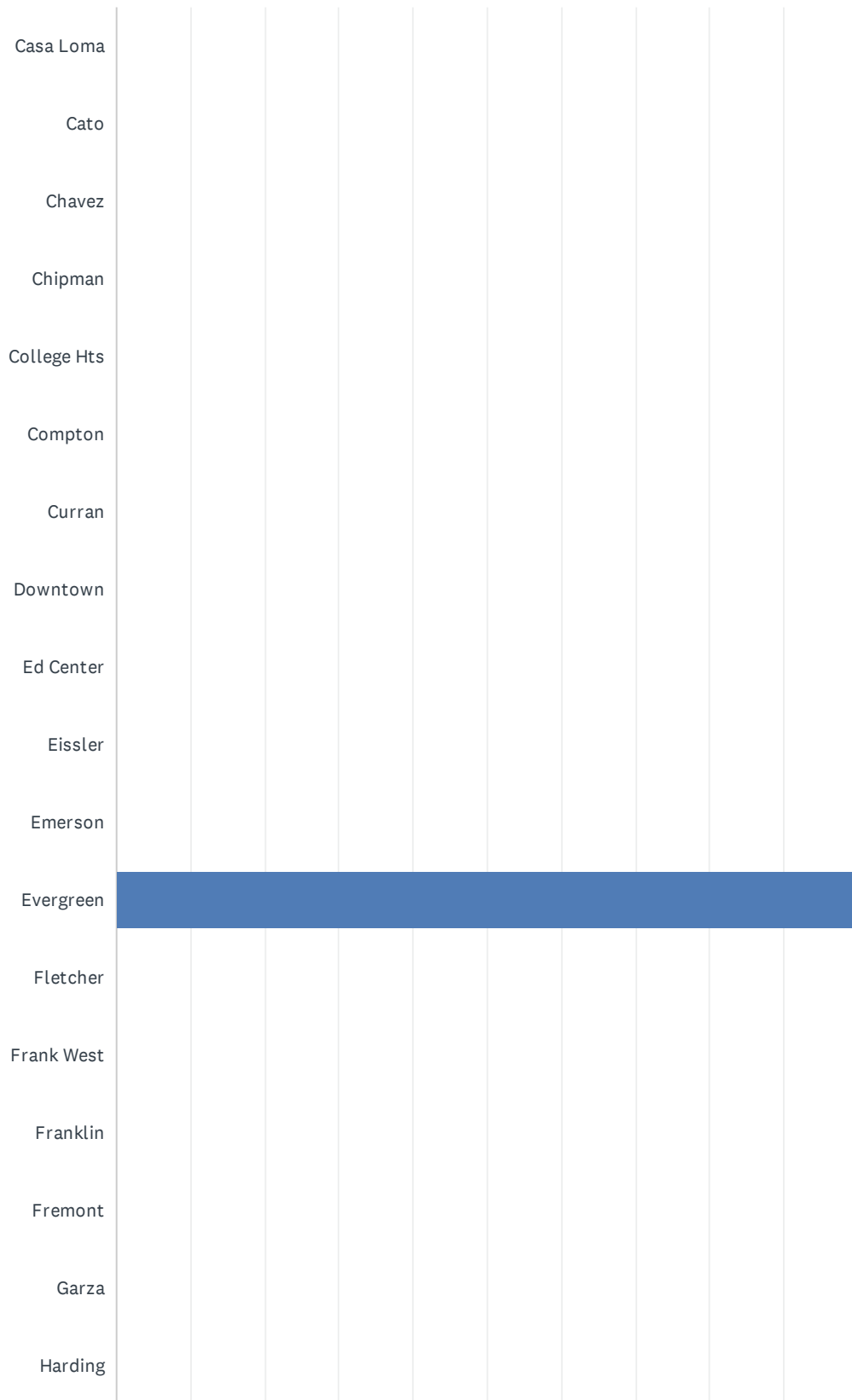
Answered: 10 Skipped: 0



ANSWER CHOICES	RESPONSES	
Strong	40.00%	4
Average	30.00%	3
Weak	20.00%	2
Unsatisfactory	10.00%	1
TOTAL		10

Q1 School Site (If you work at multiple sites choose your home site OR complete a survey for each site at which you spend significant time.)

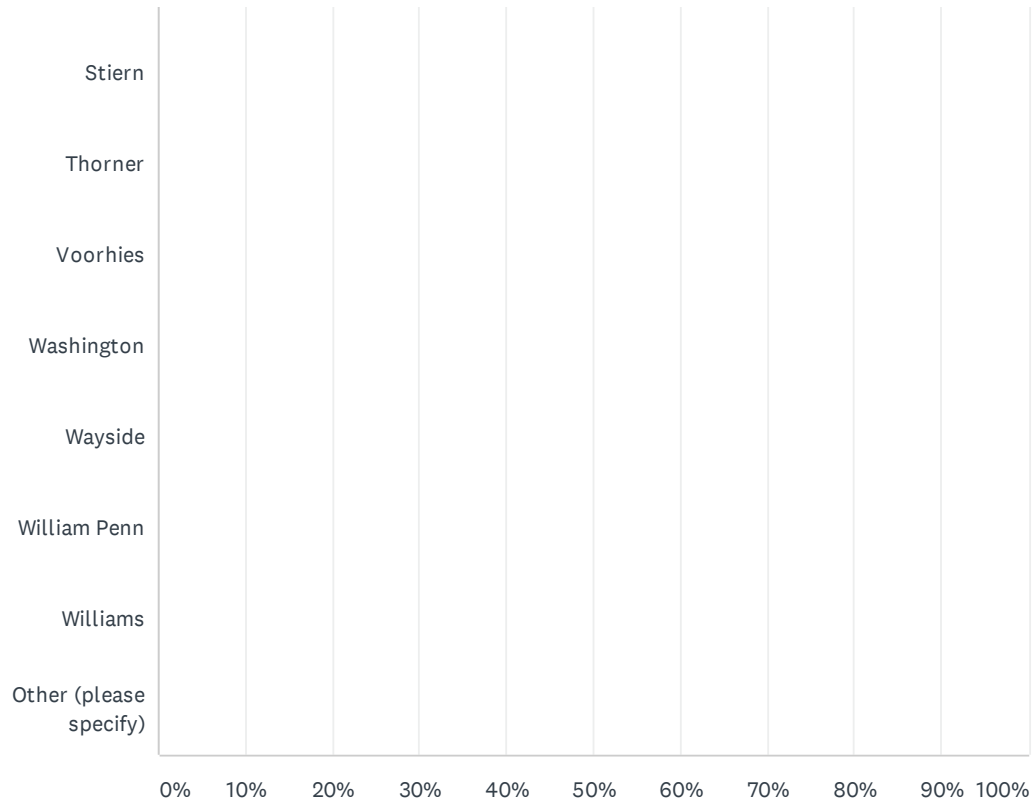
Answered: 18 Skipped: 0



2019-2020 BETA Administration/Site Climate Survey

Harris										
Horace Mann										
Hort										
Jefferson										
Longfellow										
McKinley										
Mt.Vernon										
Munsey										
Nichols										
Noble										
Nurses										
Owens Intermediate										
Owens Primary										
Pauly										
Pioneer										
Rafer Johnson										
Roosevelt										
Sequoia										
Sierra										
Special Ed Office										
Stella Hills										

2019-2020 BETA Administration/Site Climate Survey



2019-2020 BETA Administration/Site Climate Survey

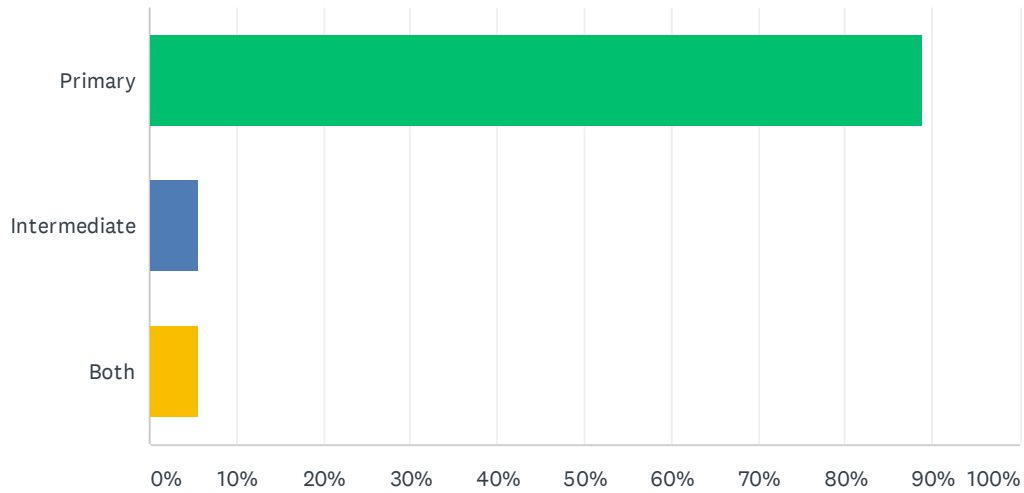
ANSWER CHOICES	RESPONSES	
Casa Loma	0.00%	0
Cato	0.00%	0
Chavez	0.00%	0
Chipman	0.00%	0
College Hts	0.00%	0
Compton	0.00%	0
Curran	0.00%	0
Downtown	0.00%	0
Ed Center	0.00%	0
Eissler	0.00%	0
Emerson	0.00%	0
Evergreen	100.00%	18
Fletcher	0.00%	0
Frank West	0.00%	0
Franklin	0.00%	0
Fremont	0.00%	0
Garza	0.00%	0
Harding	0.00%	0
Harris	0.00%	0
Horace Mann	0.00%	0
Hort	0.00%	0
Jefferson	0.00%	0
Longfellow	0.00%	0
McKinley	0.00%	0
Mt.Vernon	0.00%	0
Munsey	0.00%	0
Nichols	0.00%	0
Noble	0.00%	0
Nurses	0.00%	0
Owens Intermediate	0.00%	0
Owens Primary	0.00%	0
Pauly	0.00%	0

2019-2020 BETA Administration/Site Climate Survey

Pioneer	0.00%	0
Rafer Johnson	0.00%	0
Roosevelt	0.00%	0
Sequoia	0.00%	0
Sierra	0.00%	0
Special Ed Office	0.00%	0
Stella Hills	0.00%	0
Stiern	0.00%	0
Thorner	0.00%	0
Voorhies	0.00%	0
Washington	0.00%	0
Wayside	0.00%	0
William Penn	0.00%	0
Williams	0.00%	0
Other (please specify)	0.00%	0
Total Respondents: 18		

Q2 Instructional Grade Level or Support Services

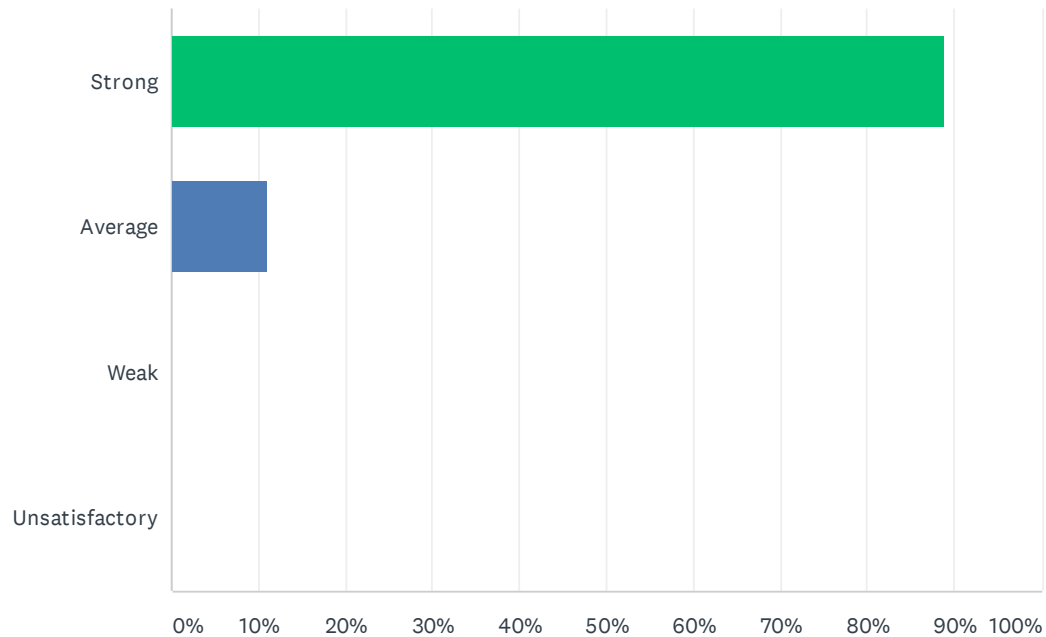
Answered: 18 Skipped: 0



ANSWER CHOICES	RESPONSES	
Primary	88.89%	16
Intermediate	5.56%	1
Both	5.56%	1
TOTAL		18

Q3 Site administration is sensitive to the needs of students, staff, and community.

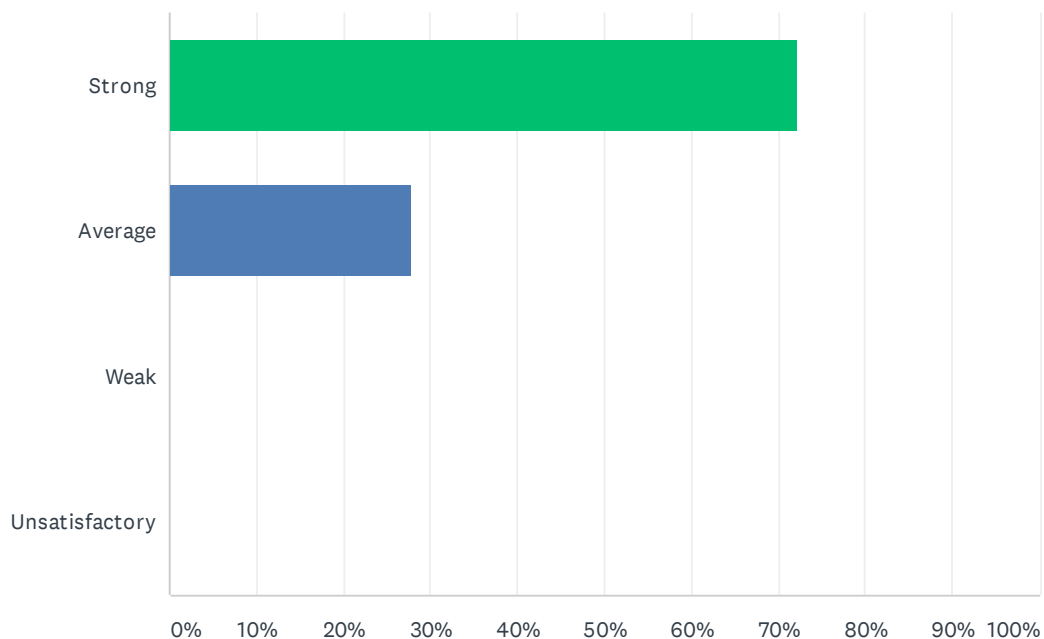
Answered: 18 Skipped: 0



ANSWER CHOICES	RESPONSES	
Strong	88.89%	16
Average	11.11%	2
Weak	0.00%	0
Unsatisfactory	0.00%	0
TOTAL		18

Q4 Site administration treats staff with respect; you feel like a valued member of a team

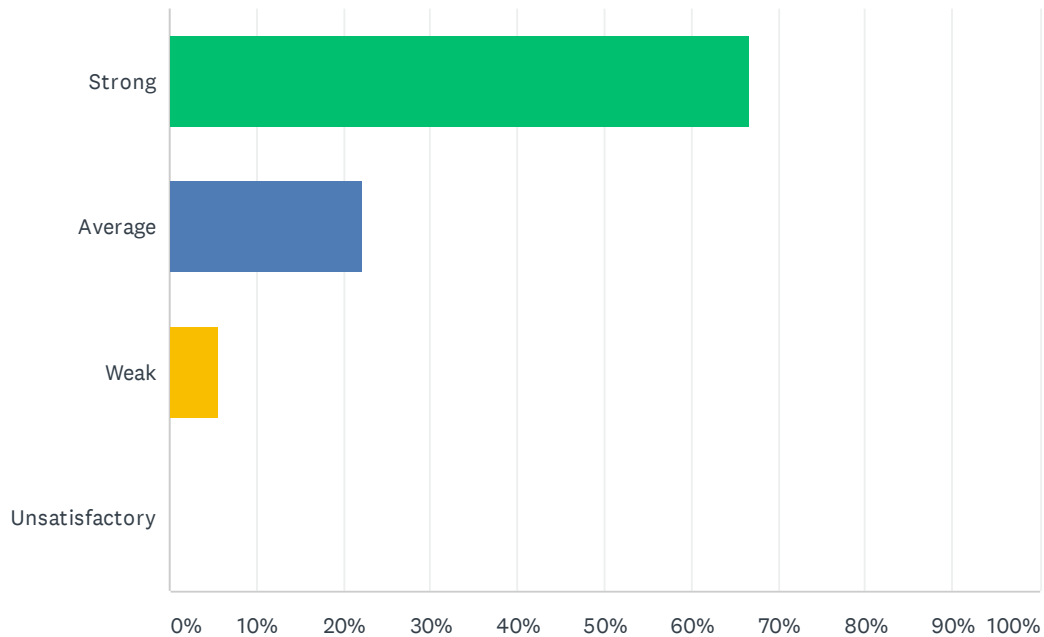
Answered: 18 Skipped: 0



ANSWER CHOICES	RESPONSES	
Strong	72.22%	13
Average	27.78%	5
Weak	0.00%	0
Unsatisfactory	0.00%	0
TOTAL		18

Q5 Site administration conducts classroom visits (walk-through) in least the disruptive manner and leaves timely feedback (within 24 hours).

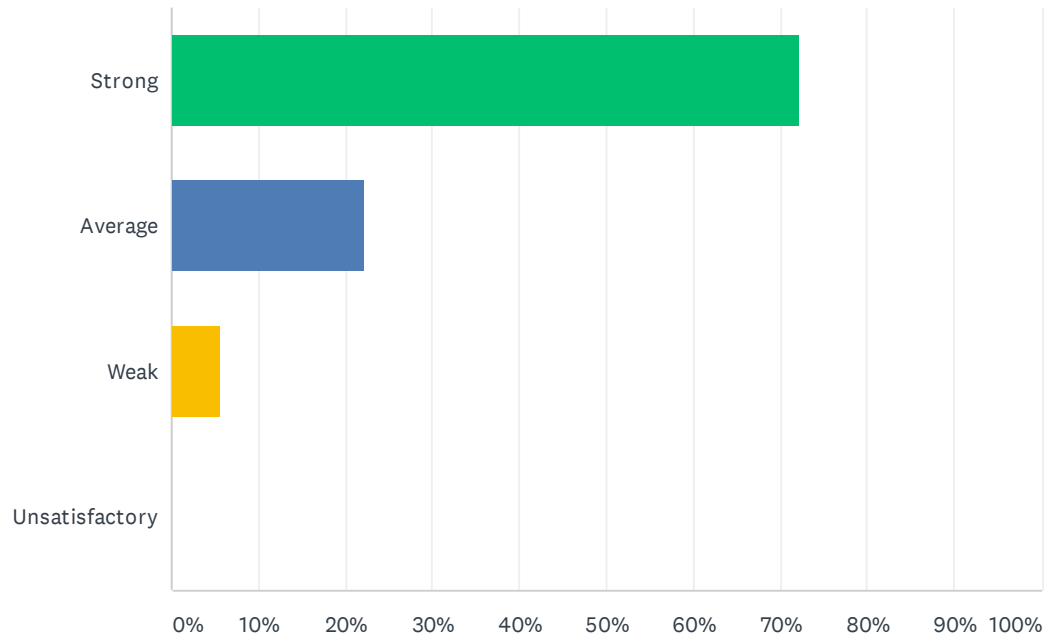
Answered: 18 Skipped: 0



ANSWER CHOICES	RESPONSES	
Strong	66.67%	12
Average	22.22%	4
Weak	5.56%	1
Unsatisfactory	0.00%	0
TOTAL		18

Q6 Site administration follows the contract and respects personal rights.

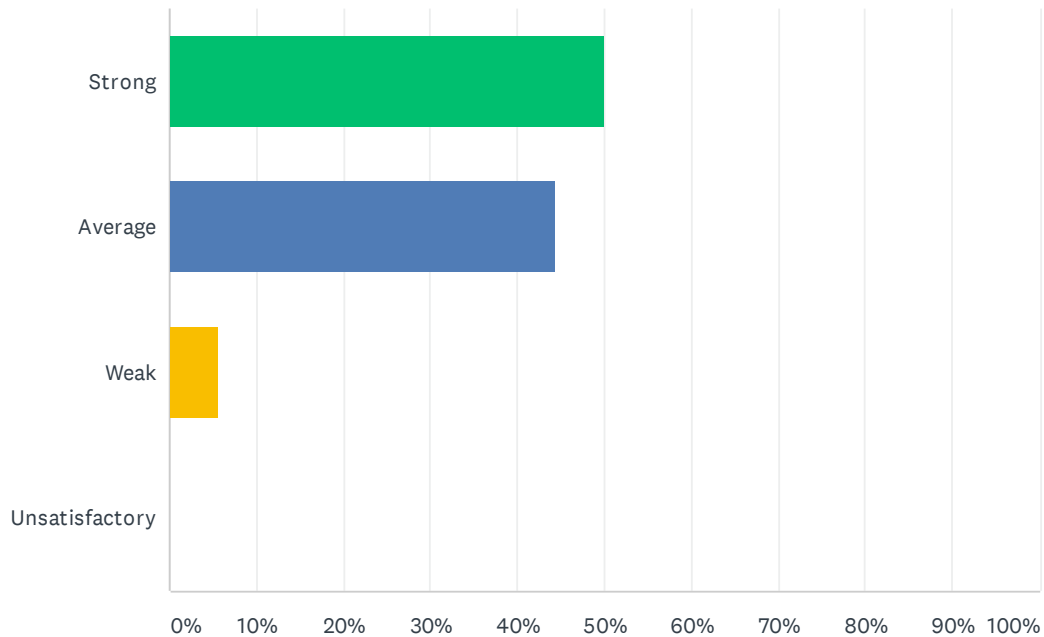
Answered: 18 Skipped: 0



ANSWER CHOICES	RESPONSES	
Strong	72.22%	13
Average	22.22%	4
Weak	5.56%	1
Unsatisfactory	0.00%	0
TOTAL		18

Q7 Administration utilizes staff according to their job description (ie. Coaches, APL's, Specialists & Staff).

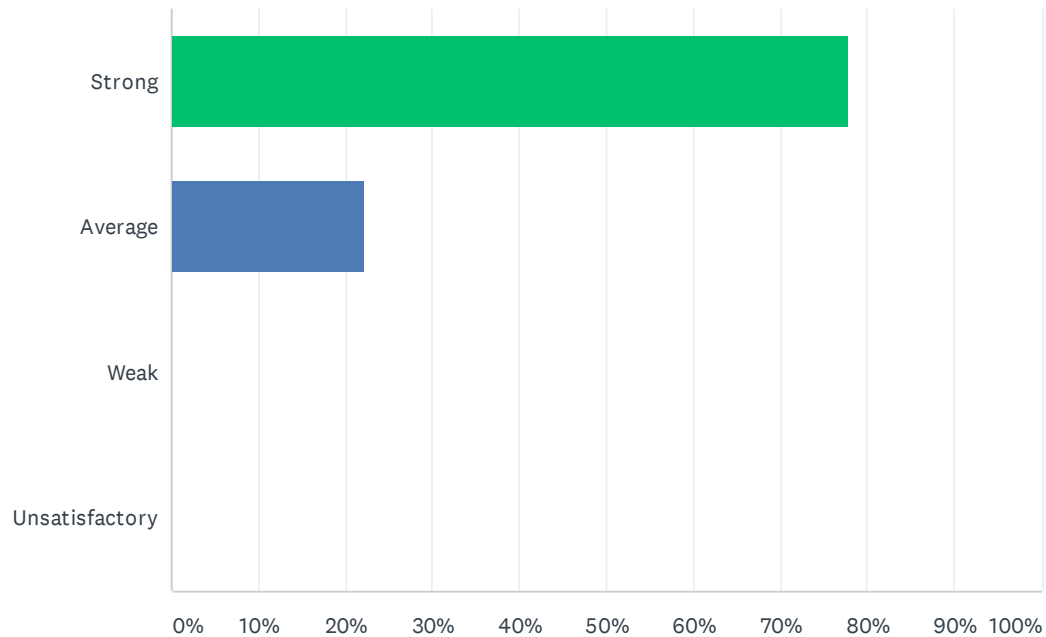
Answered: 18 Skipped: 0



ANSWER CHOICES	RESPONSES	
Strong	50.00%	9
Average	44.44%	8
Weak	5.56%	1
Unsatisfactory	0.00%	0
TOTAL		18

Q8 Administration maintains open communication with staff, parents, and students.

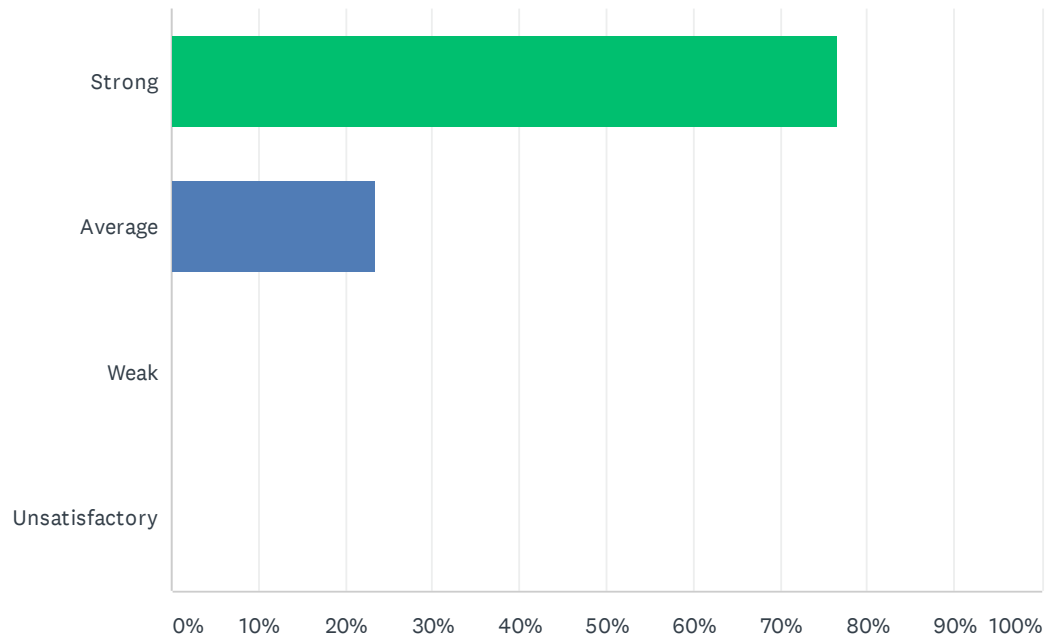
Answered: 18 Skipped: 0



ANSWER CHOICES	RESPONSES	
Strong	77.78%	14
Average	22.22%	4
Weak	0.00%	0
Unsatisfactory	0.00%	0
TOTAL		18

Q9 Administration supports staff against attacks and criticism from parents.

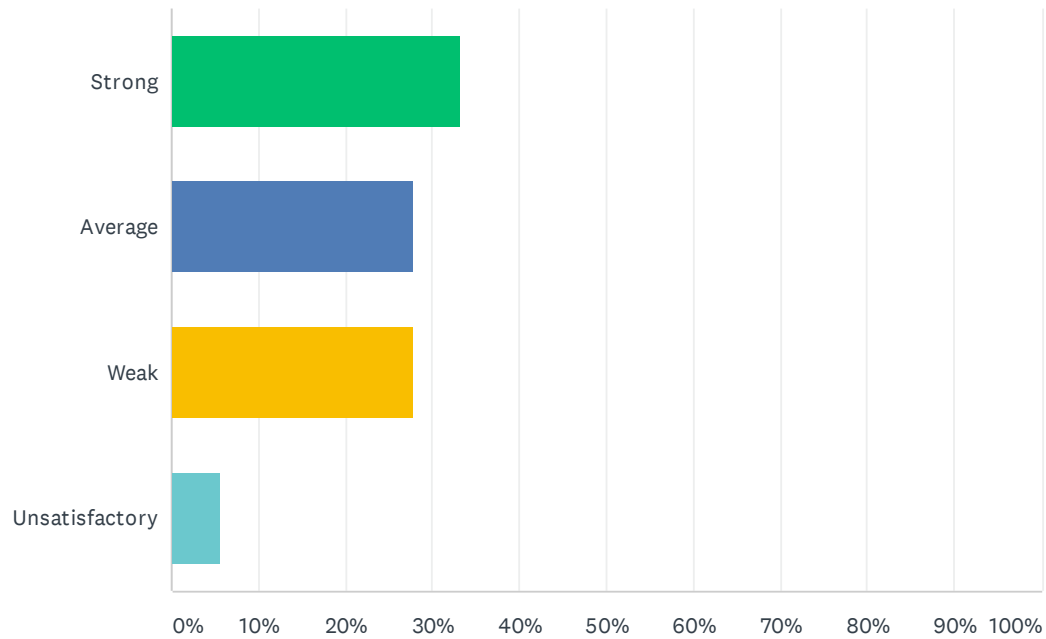
Answered: 17 Skipped: 1



ANSWER CHOICES	RESPONSES	
Strong	76.47%	13
Average	23.53%	4
Weak	0.00%	0
Unsatisfactory	0.00%	0
TOTAL		17

Q10 Site administration treats all teachers equally; there is no preferential treatment.

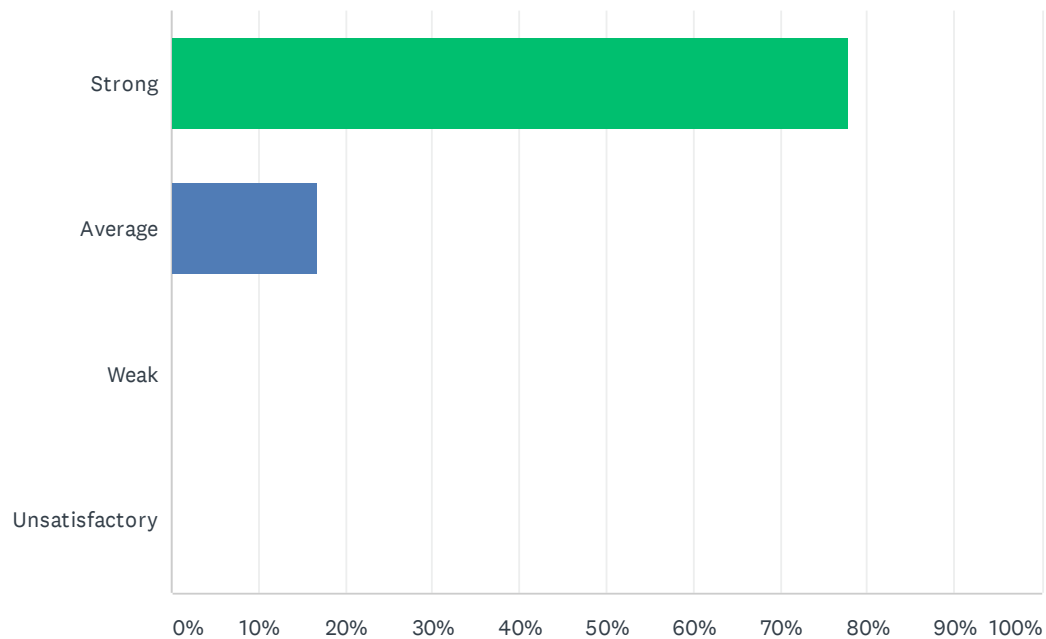
Answered: 18 Skipped: 0



ANSWER CHOICES	RESPONSES	
Strong	33.33%	6
Average	27.78%	5
Weak	27.78%	5
Unsatisfactory	5.56%	1
TOTAL		18

Q11 Administration supports classroom discipline procedures and follows District discipline guidelines.

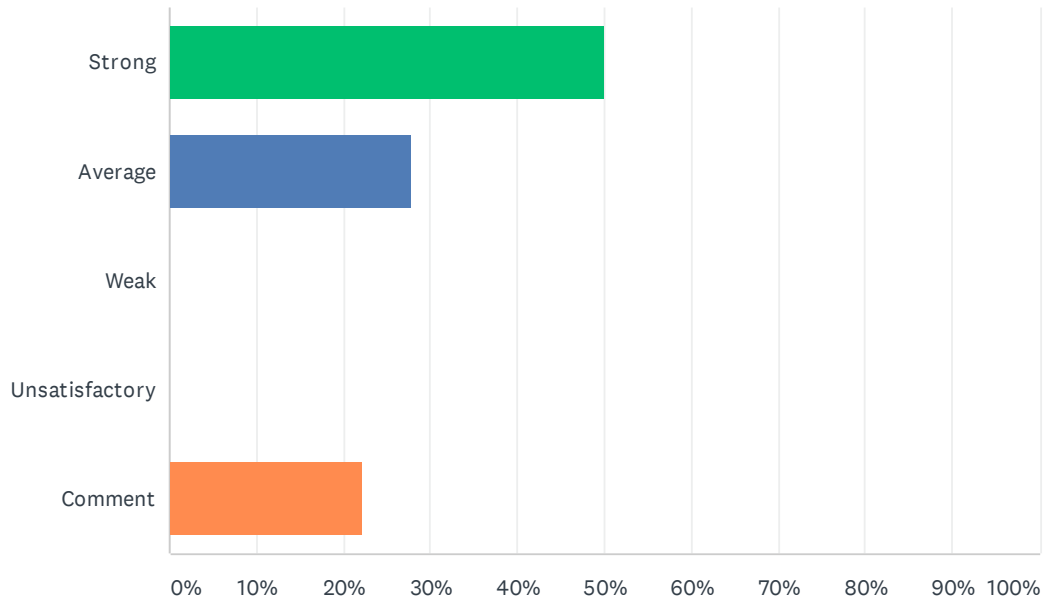
Answered: 18 Skipped: 0



ANSWER CHOICES	RESPONSES	
Strong	77.78%	14
Average	16.67%	3
Weak	0.00%	0
Unsatisfactory	0.00%	0
TOTAL		18

Q12 Administration processes ODR's (Office Disciplinary Referrals) within 48 hours and supports staff when discipline moves beyond classroom managed behaviors.

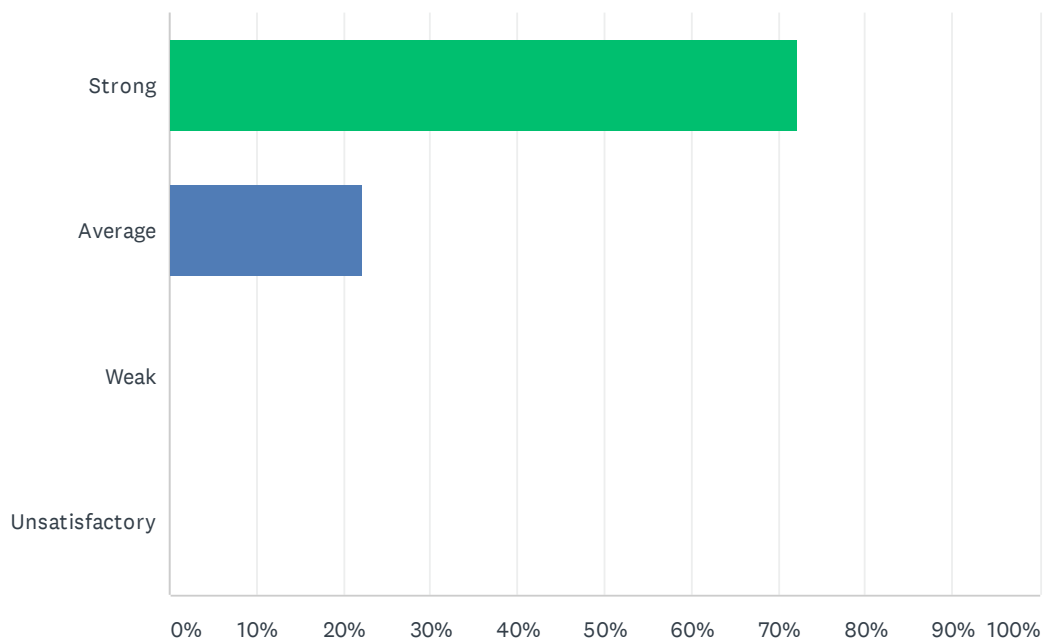
Answered: 18 Skipped: 0



ANSWER CHOICES	RESPONSES	
Strong	50.00%	9
Average	27.78%	5
Weak	0.00%	0
Unsatisfactory	0.00%	0
Comment	22.22%	4
TOTAL		18

Q13 Administration treats teachers as professionals; the teacher's word is not disregarded in favor of the student's.

Answered: 18 Skipped: 0



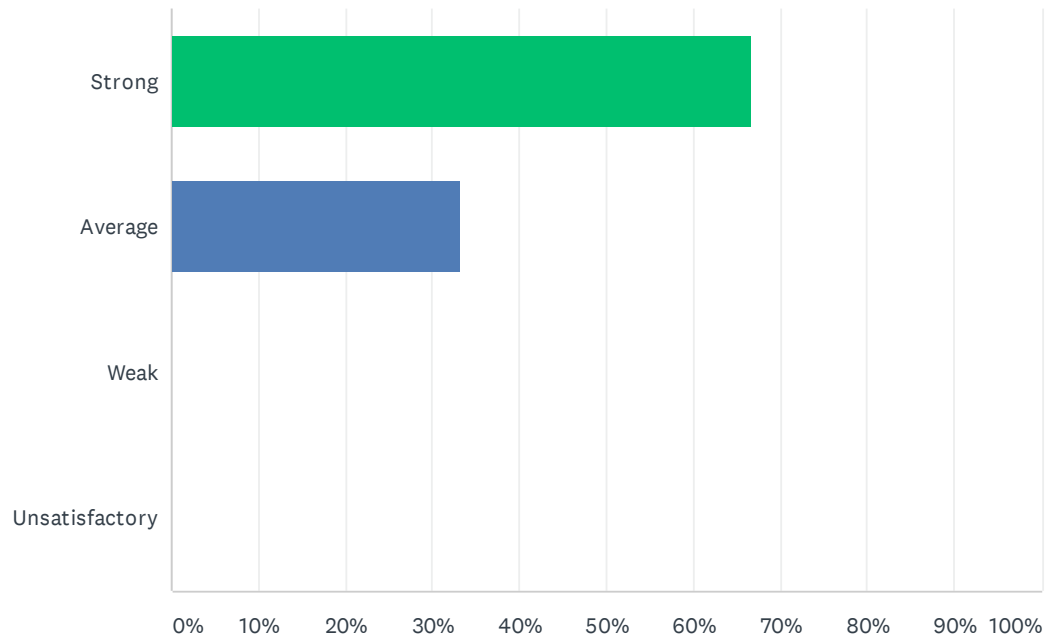
ANSWER CHOICES	RESPONSES	
Strong	72.22%	13
Average	22.22%	4
Weak	0.00%	0
Unsatisfactory	0.00%	0
TOTAL		18

Q14 How do you feel that your administration positively/negatively impacts working conditions at your site?

Answered: 11 Skipped: 7

Q15 Site staff is involved in setting school policies and budgetary priorities.

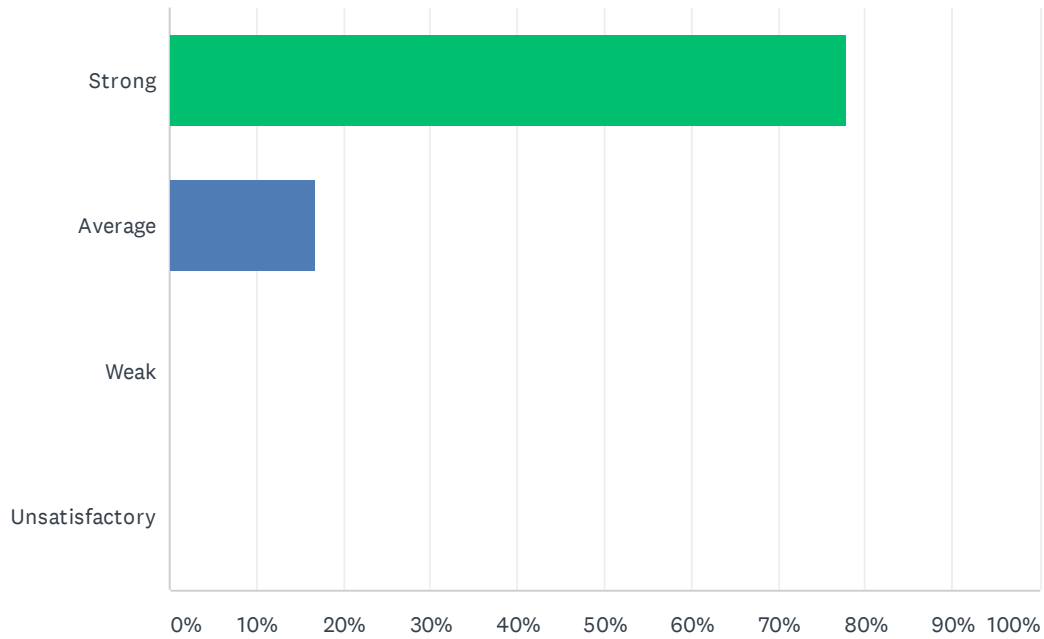
Answered: 18 Skipped: 0



ANSWER CHOICES	RESPONSES	
Strong	66.67%	12
Average	33.33%	6
Weak	0.00%	0
Unsatisfactory	0.00%	0
TOTAL		18

Q16 Site meetings are productive and not excessive.

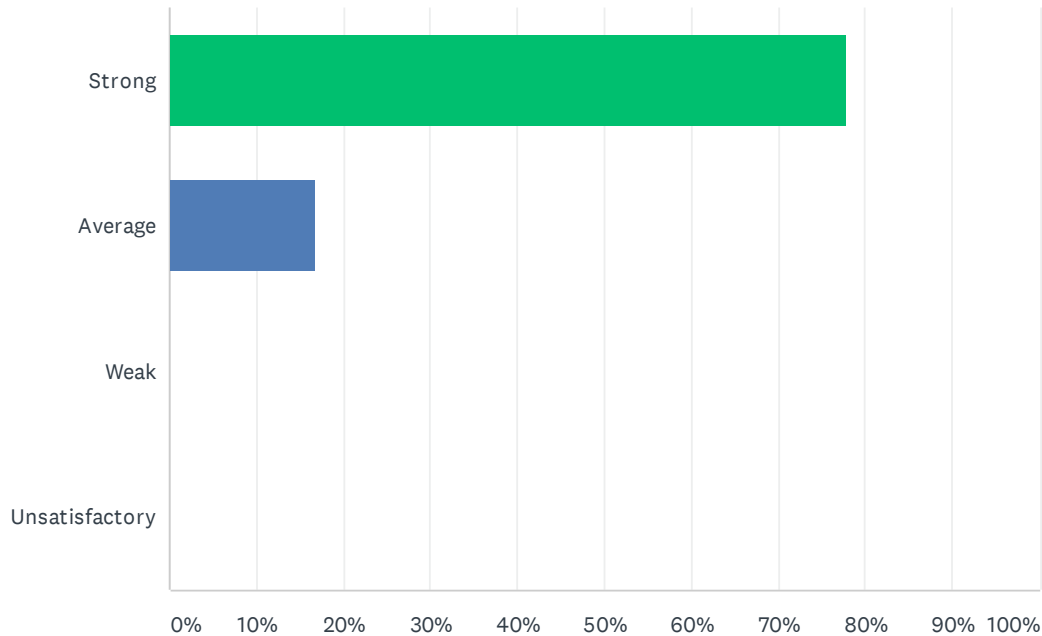
Answered: 18 Skipped: 0



ANSWER CHOICES	RESPONSES	
Strong	77.78%	14
Average	16.67%	3
Weak	0.00%	0
Unsatisfactory	0.00%	0
TOTAL		18

Q17 Bank days are used for PLC activities; Site administration uses two Bank Days a month and staff gets uninterrupted planning/preparation time twice a month during Bank Days.

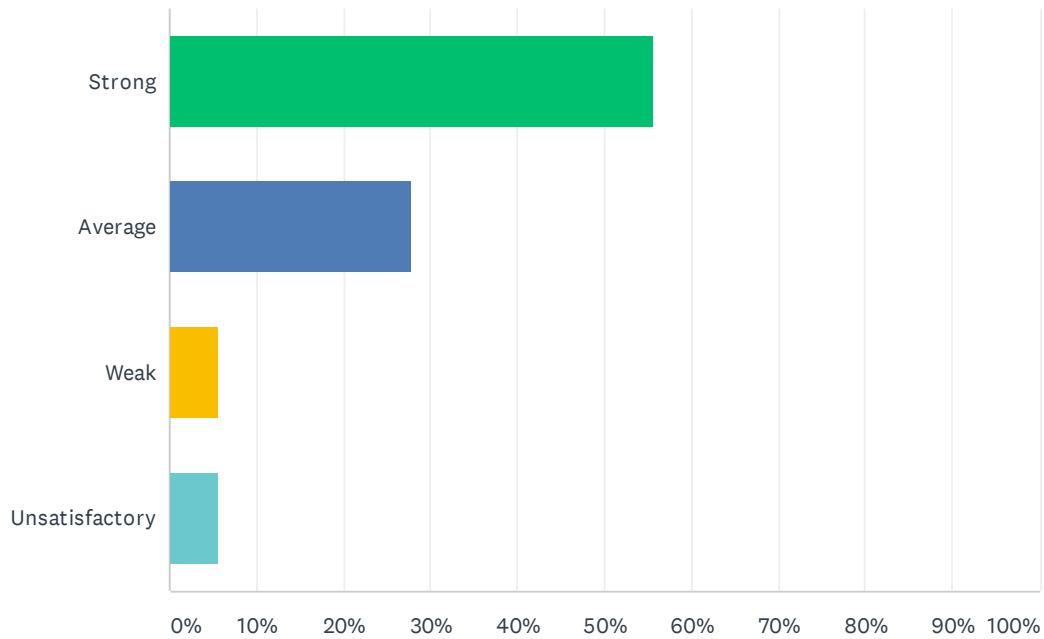
Answered: 18 Skipped: 0



ANSWER CHOICES	RESPONSES	
Strong	77.78%	14
Average	16.67%	3
Weak	0.00%	0
Unsatisfactory	0.00%	0
TOTAL		18

Q18 My site receives daily consecutive uninterrupted planning/preparation time. (30 minutes / 40 minutes)

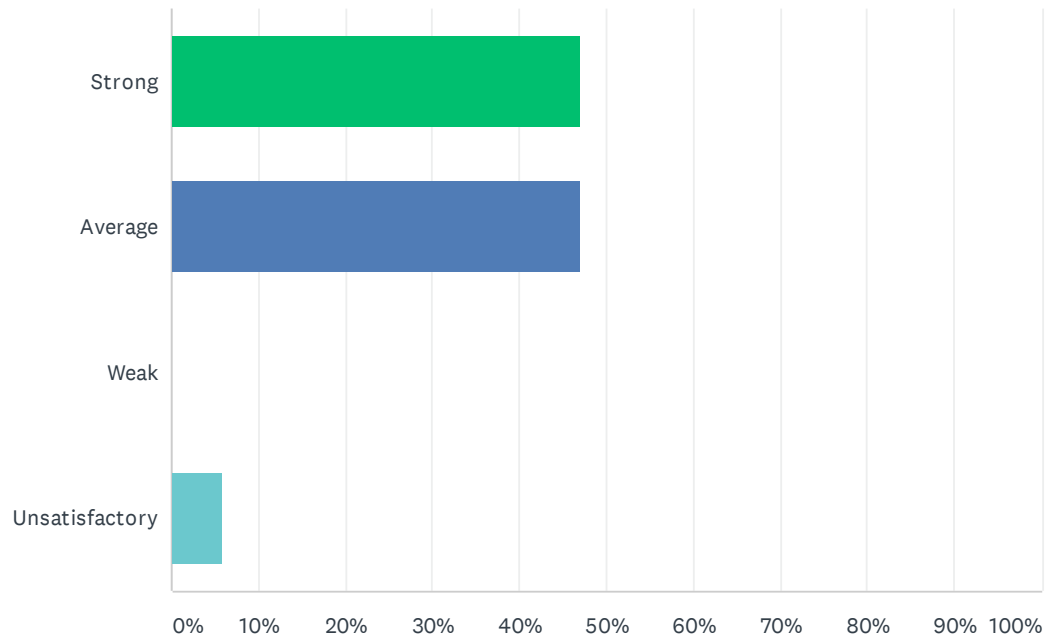
Answered: 18 Skipped: 0



ANSWER CHOICES	RESPONSES	
Strong	55.56%	10
Average	27.78%	5
Weak	5.56%	1
Unsatisfactory	5.56%	1
TOTAL		18

Q19 Staff is given time to input district required data (ie. Benchmarks, Dibels, CFAs, Report Card, and etc).

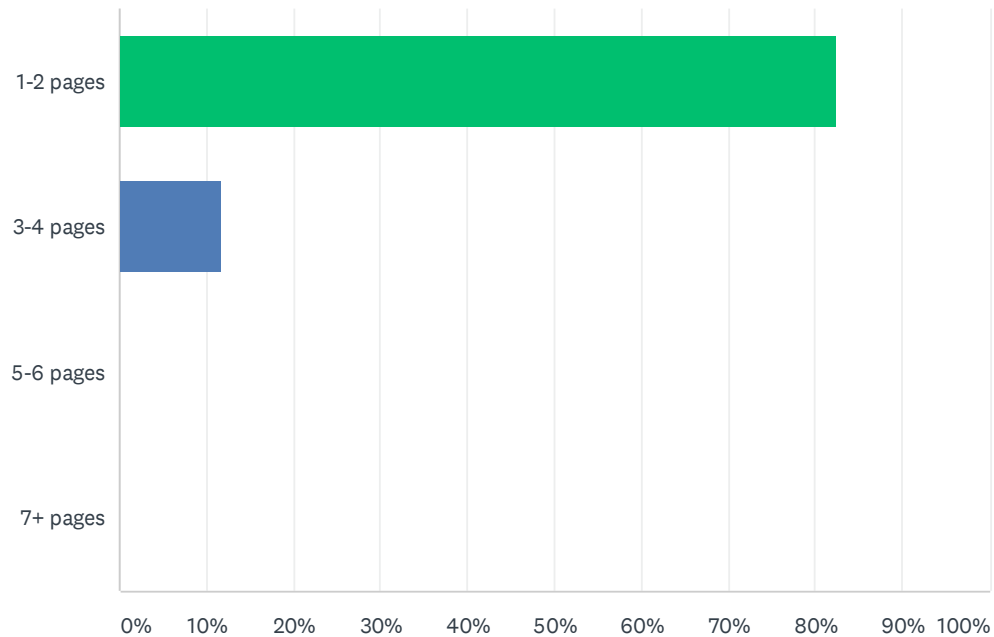
Answered: 17 Skipped: 1



ANSWER CHOICES	RESPONSES	
Strong	47.06%	8
Average	47.06%	8
Weak	0.00%	0
Unsatisfactory	5.88%	1
TOTAL		17

Q20 Teachers are required to submit complete, but not excessively lengthy lesson plans.

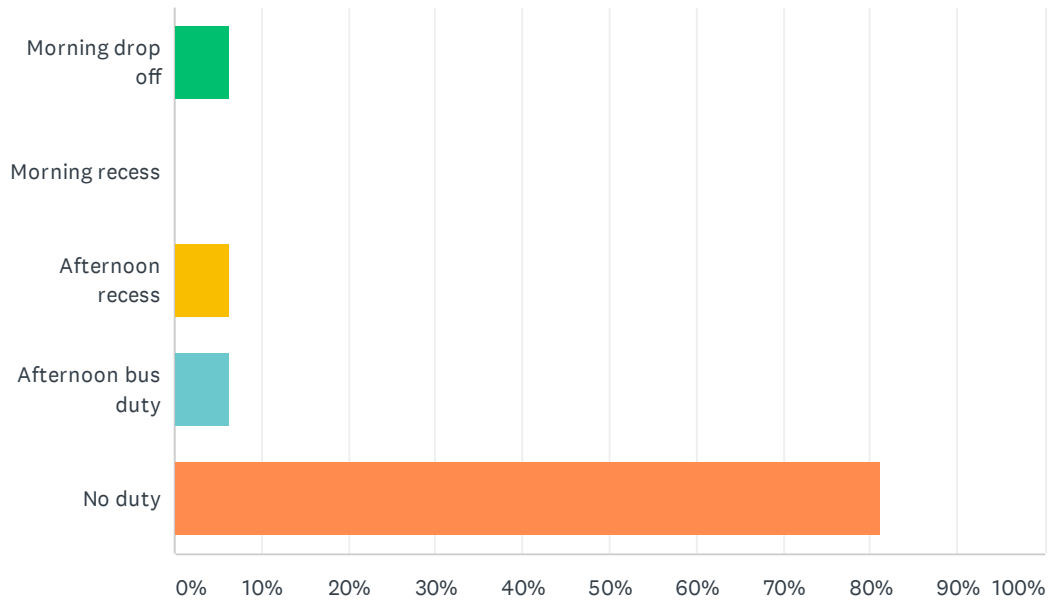
Answered: 17 Skipped: 1



ANSWER CHOICES	RESPONSES	
1-2 pages	82.35%	14
3-4 pages	11.76%	2
5-6 pages	0.00%	0
7+ pages	0.00%	0
TOTAL		17

Q21 Staff has recess and/or bus duty.

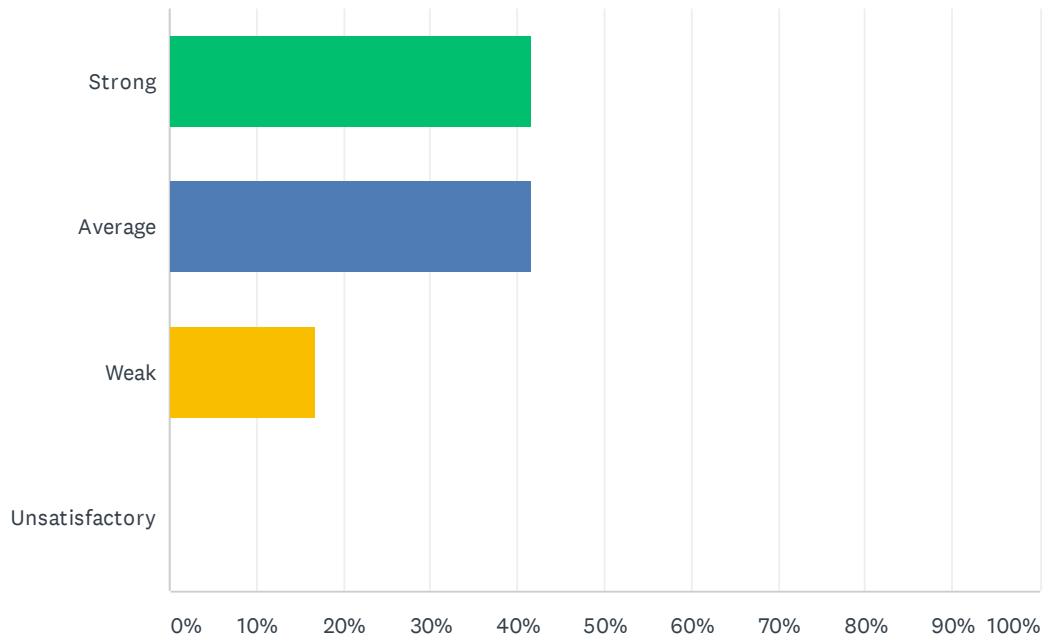
Answered: 16 Skipped: 2



ANSWER CHOICES	RESPONSES	
Morning drop off	6.25%	1
Morning recess	0.00%	0
Afternoon recess	6.25%	1
Afternoon bus duty	6.25%	1
No duty	81.25%	13
Total Respondents: 16		

Q22 The Special Education Department is assisting you with your questions, problems, and concerns.

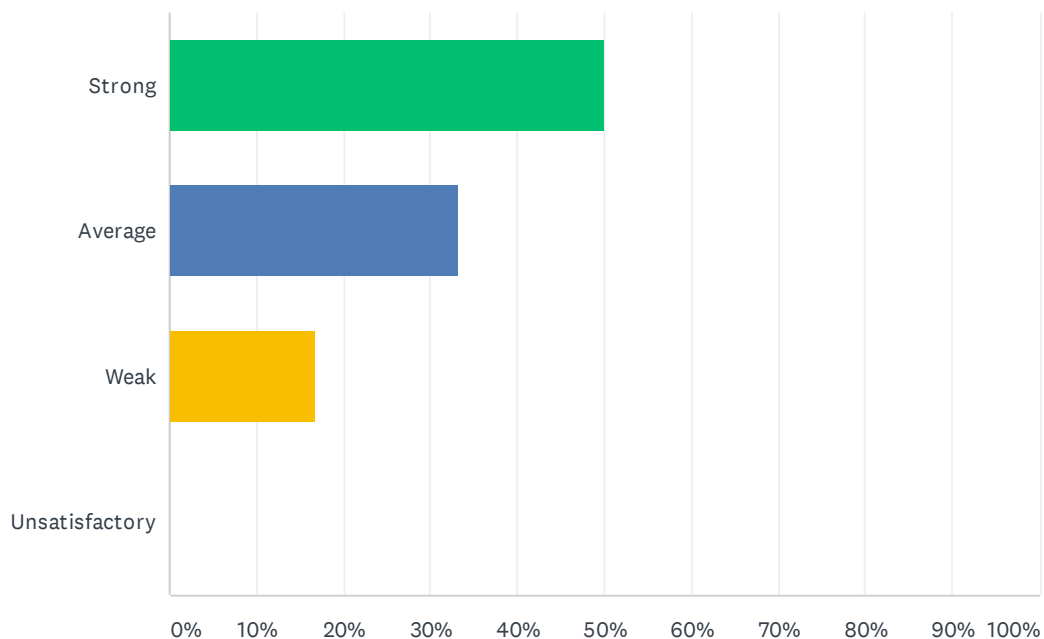
Answered: 12 Skipped: 6



ANSWER CHOICES	RESPONSES	
Strong	41.67%	5
Average	41.67%	5
Weak	16.67%	2
Unsatisfactory	0.00%	0
TOTAL		12

Q23 Special Education class size is balanced within each program to ensure student safety and individualized instruction.

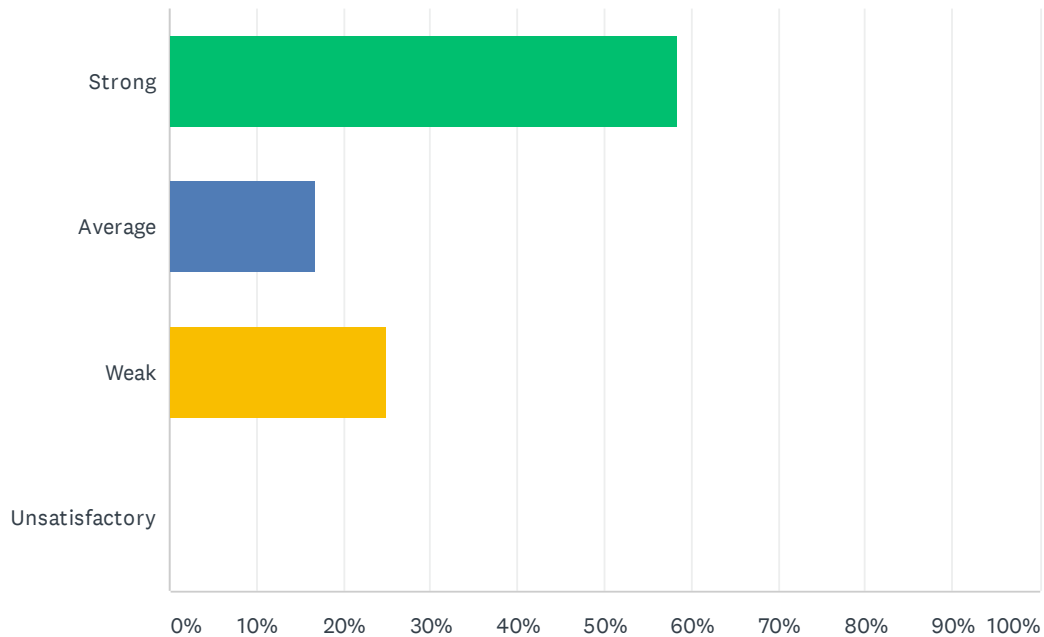
Answered: 12 Skipped: 6



ANSWER CHOICES	RESPONSES	
Strong	50.00%	6
Average	33.33%	4
Weak	16.67%	2
Unsatisfactory	0.00%	0
TOTAL		12

Q24 Special education teachers have opportunities to participate in school-based, content area staff development.

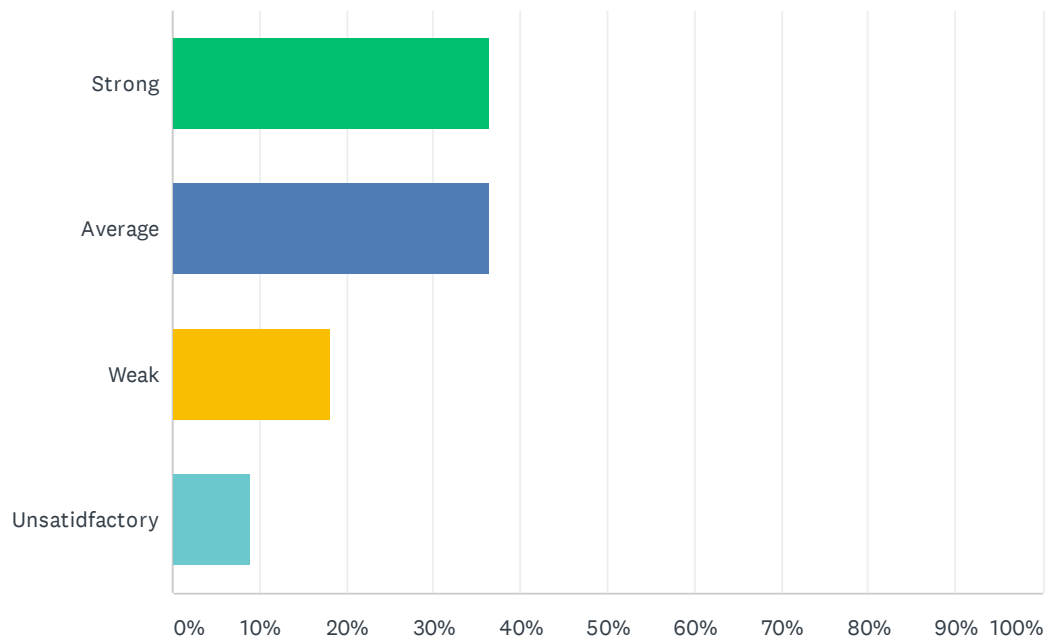
Answered: 12 Skipped: 6



ANSWER CHOICES	RESPONSES	
Strong	58.33%	7
Average	16.67%	2
Weak	25.00%	3
Unsatisfactory	0.00%	0
TOTAL		12

Q25 Special education teachers have needed access to ALL instructional resources provided to the general education teachers.

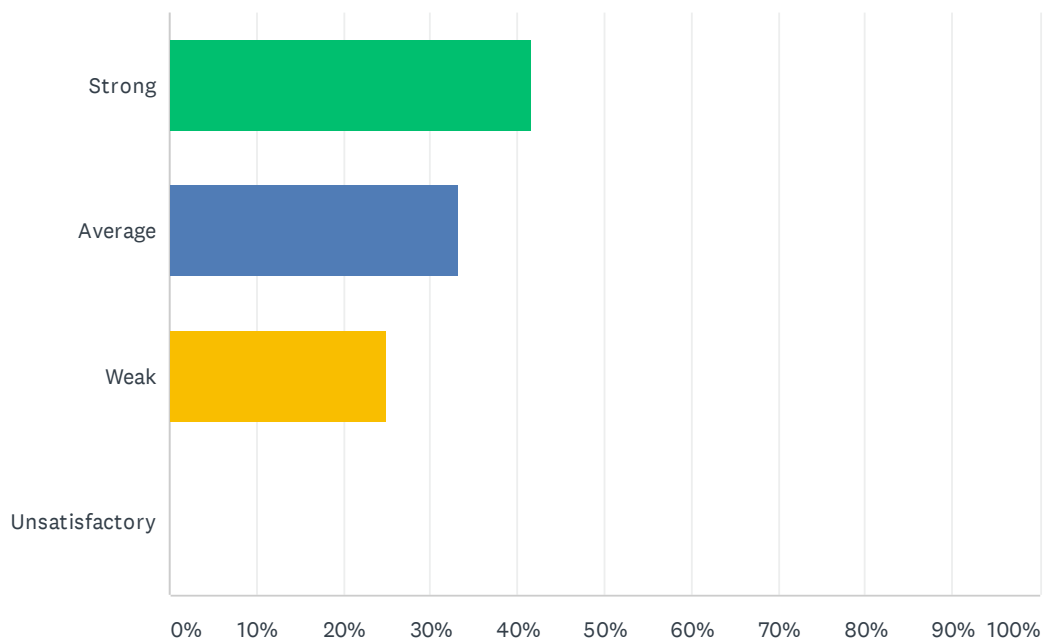
Answered: 11 Skipped: 7



ANSWER CHOICES	RESPONSES	
Strong	36.36%	4
Average	36.36%	4
Weak	18.18%	2
Unsatisfactory	9.09%	1
TOTAL		11

Q26 Special education teachers are adequately trained in the administration of state assessments and District IEP's.

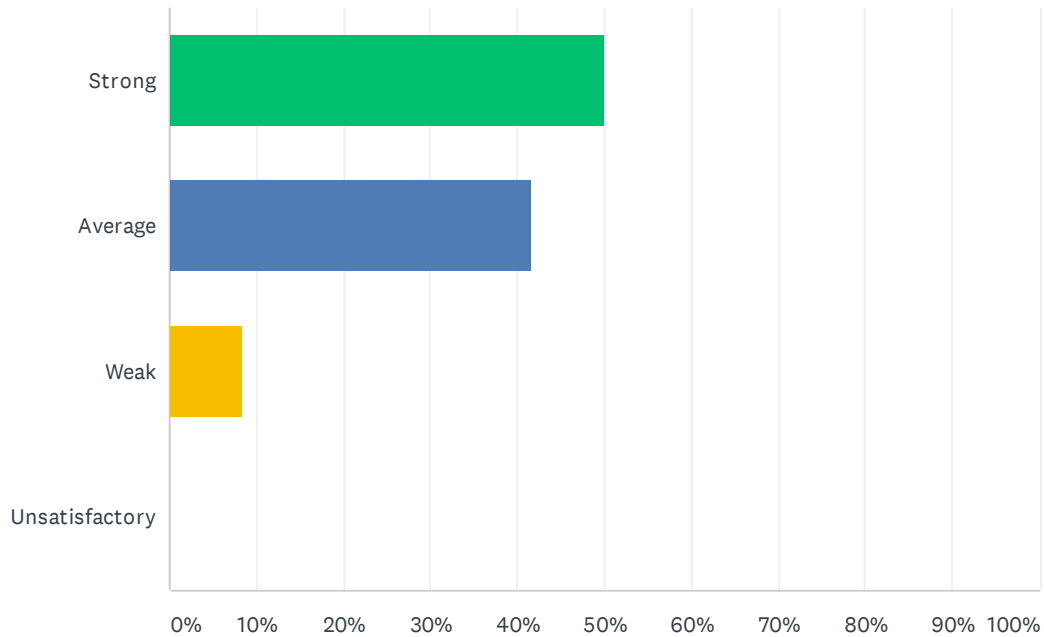
Answered: 12 Skipped: 6



ANSWER CHOICES	RESPONSES	
Strong	41.67%	5
Average	33.33%	4
Weak	25.00%	3
Unsatisfactory	0.00%	0
TOTAL		12

Q27 The site principal is accessible to discuss special education issues.

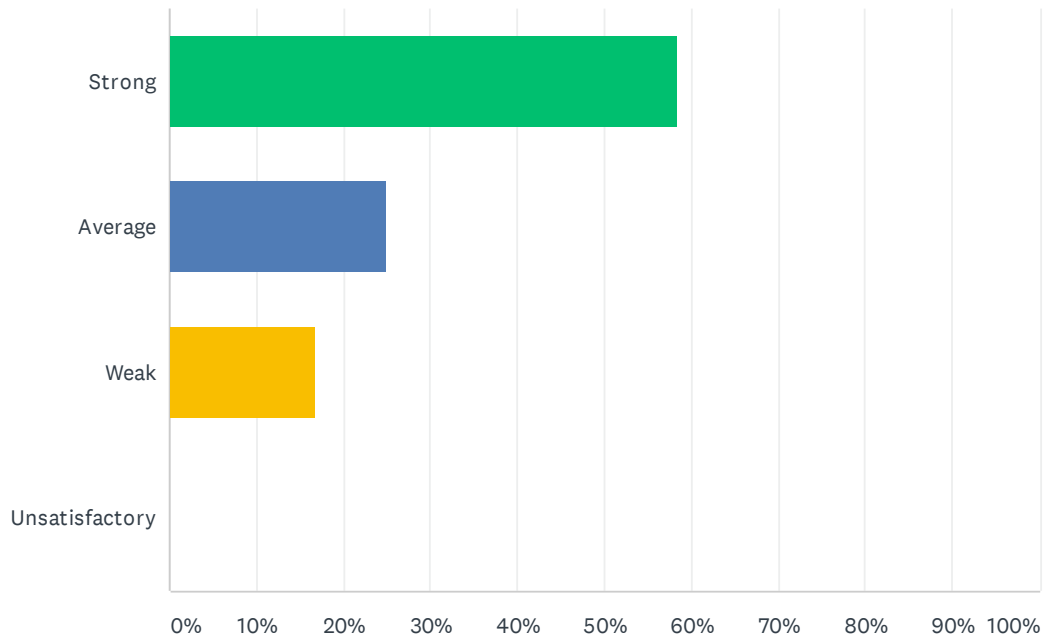
Answered: 12 Skipped: 6



ANSWER CHOICES	RESPONSES	
Strong	50.00%	6
Average	41.67%	5
Weak	8.33%	1
Unsatisfactory	0.00%	0
TOTAL		12

Q28 The site principal promotes equal opportunities for all students to learn.

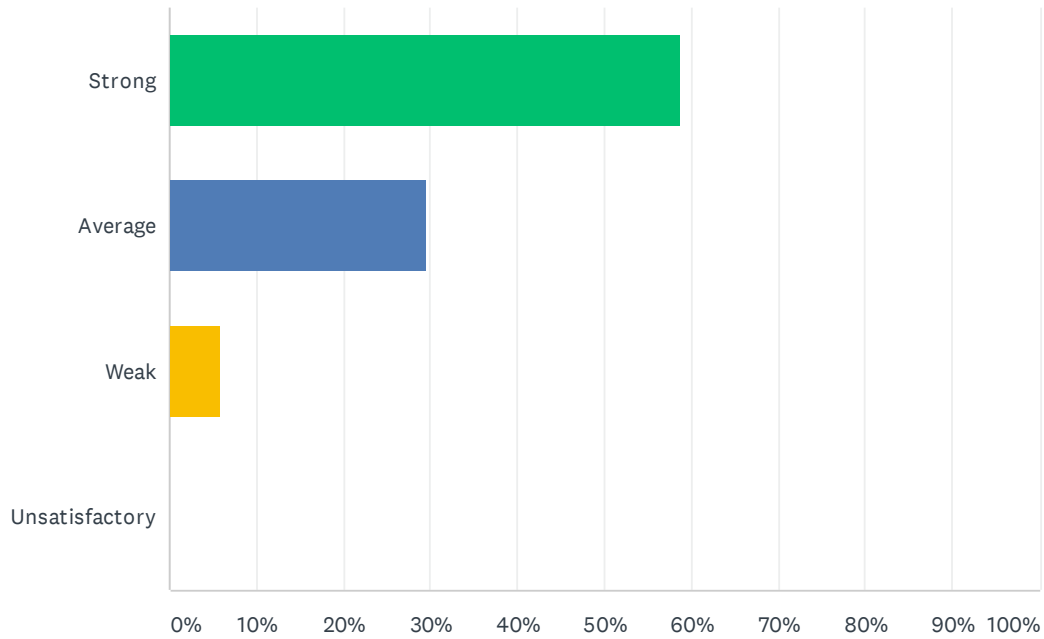
Answered: 12 Skipped: 6



ANSWER CHOICES	RESPONSES	
Strong	58.33%	7
Average	25.00%	3
Weak	16.67%	2
Unsatisfactory	0.00%	0
TOTAL		12

Q29 PBIS is used effectively and is improving behavior.

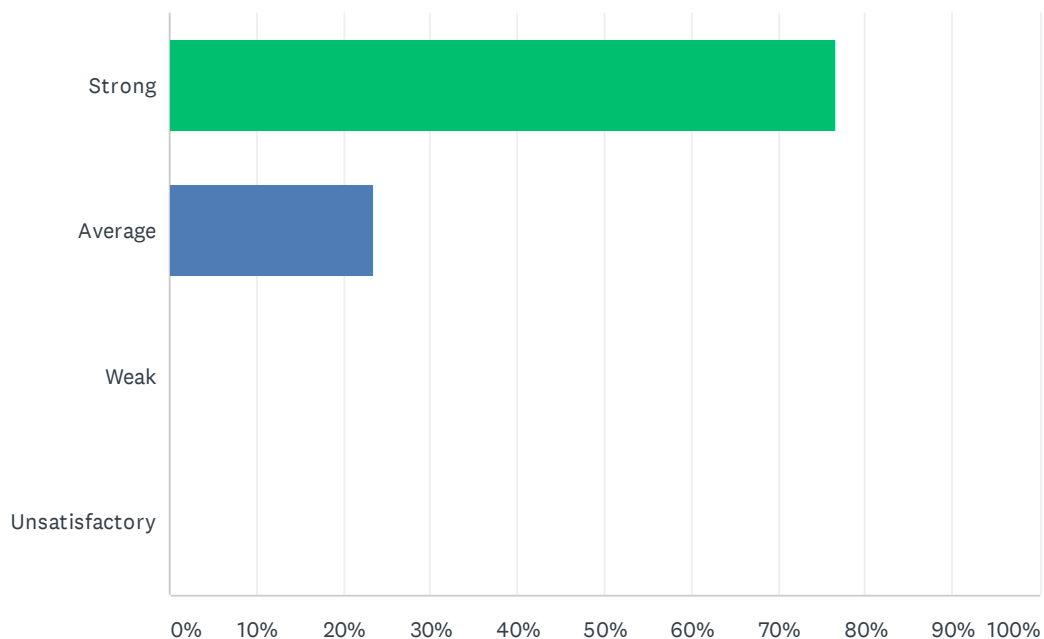
Answered: 17 Skipped: 1



ANSWER CHOICES	RESPONSES	
Strong	58.82%	10
Average	29.41%	5
Weak	5.88%	1
Unsatisfactory	0.00%	0
TOTAL		17

Q30 PBIS and Behavior Intervention Specialists are creating a safer environment at my site.

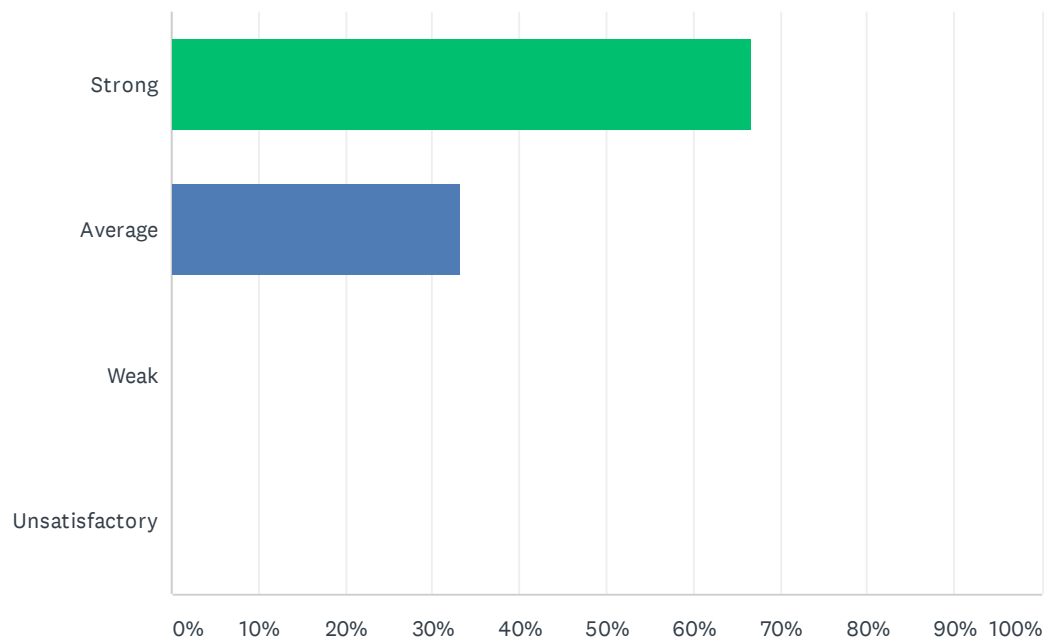
Answered: 17 Skipped: 1



ANSWER CHOICES	RESPONSES	
Strong	76.47%	13
Average	23.53%	4
Weak	0.00%	0
Unsatisfactory	0.00%	0
TOTAL		17

Q31 Staff and students feel safe at my site.

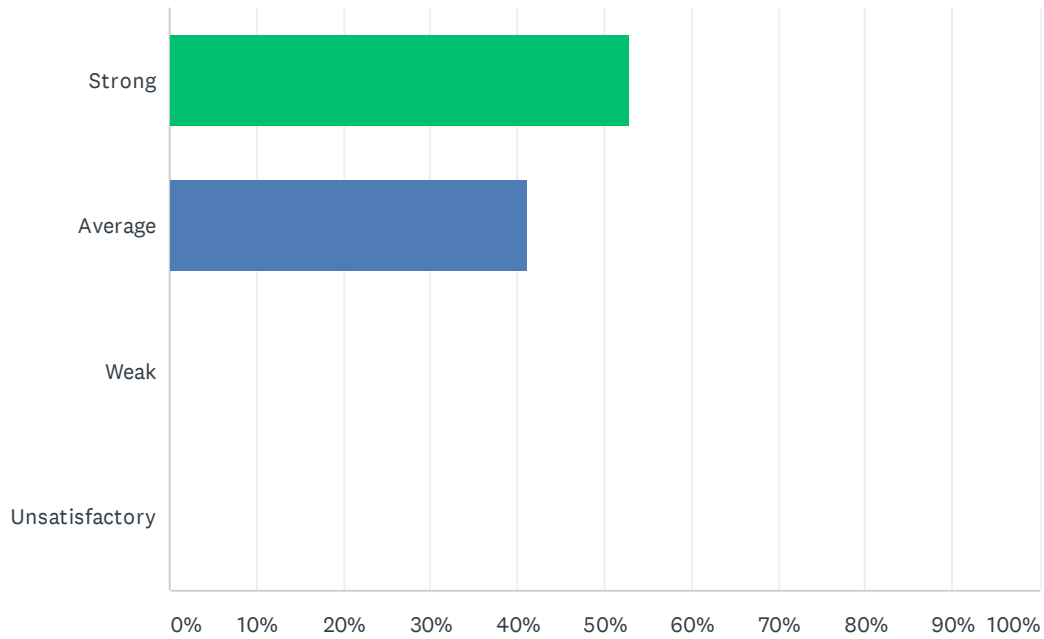
Answered: 18 Skipped: 0



ANSWER CHOICES	RESPONSES	
Strong	66.67%	12
Average	33.33%	6
Weak	0.00%	0
Unsatisfactory	0.00%	0
TOTAL		18

Q32 Discipline is improving at my site and not interfering with learning.

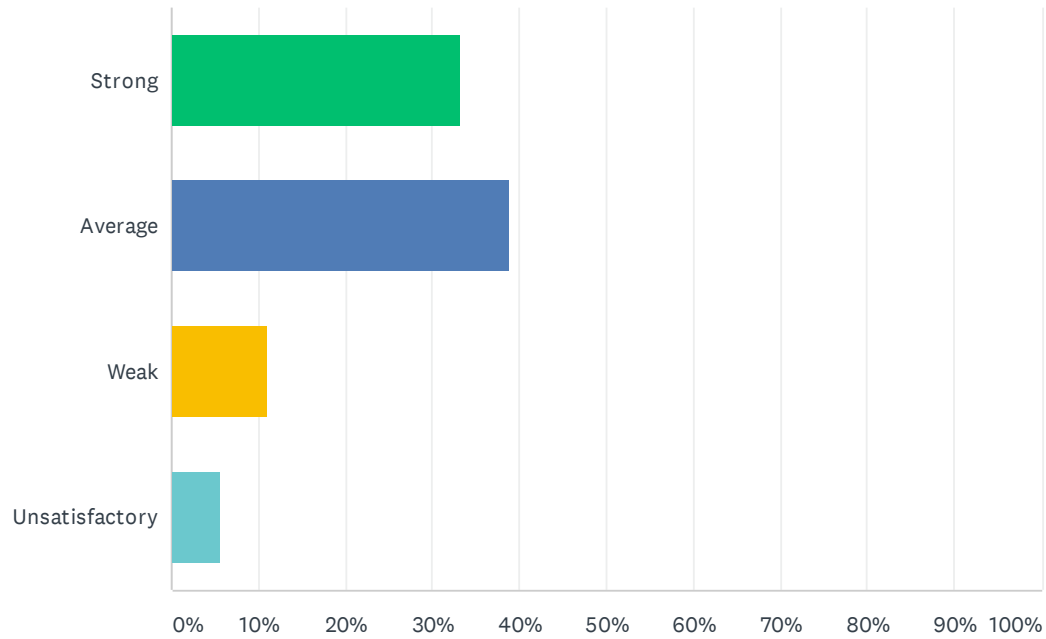
Answered: 17 Skipped: 1



ANSWER CHOICES	RESPONSES	
Strong	52.94%	9
Average	41.18%	7
Weak	0.00%	0
Unsatisfactory	0.00%	0
TOTAL		17

Q33 Positive referrals are an effective tool in improving discipline.

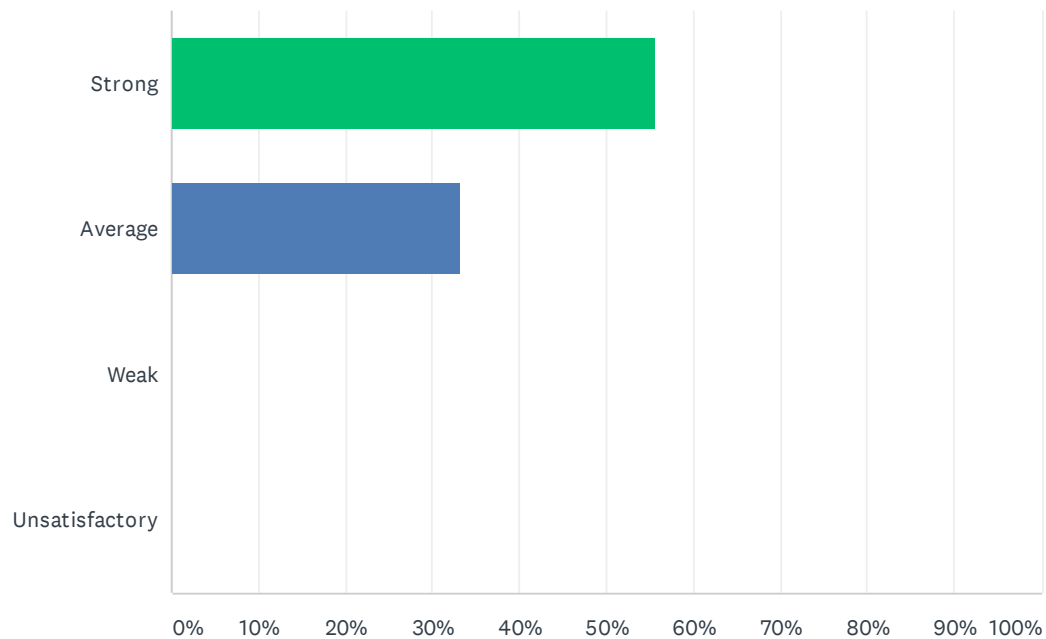
Answered: 18 Skipped: 0



ANSWER CHOICES	RESPONSES	
Strong	33.33%	6
Average	38.89%	7
Weak	11.11%	2
Unsatisfactory	5.56%	1
TOTAL		18

Q34 When ODR's (office disciplinary referral) are written the teacher's word is valued and trusted.

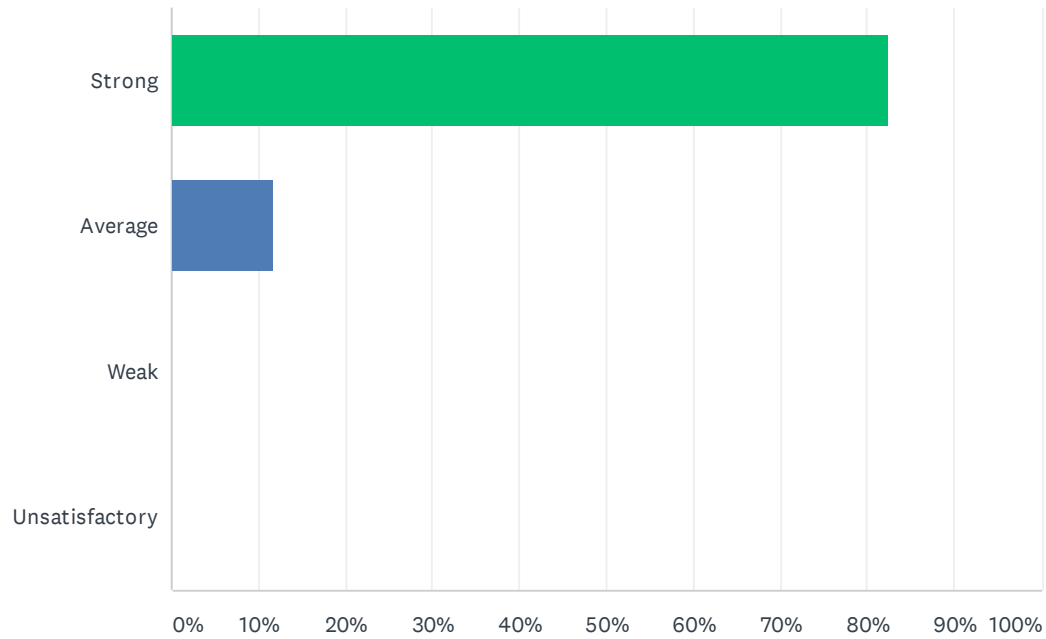
Answered: 18 Skipped: 0



ANSWER CHOICES	RESPONSES	
Strong	55.56%	10
Average	33.33%	6
Weak	0.00%	0
Unsatisfactory	0.00%	0
TOTAL		18

Q35 My site has a positive atmosphere.

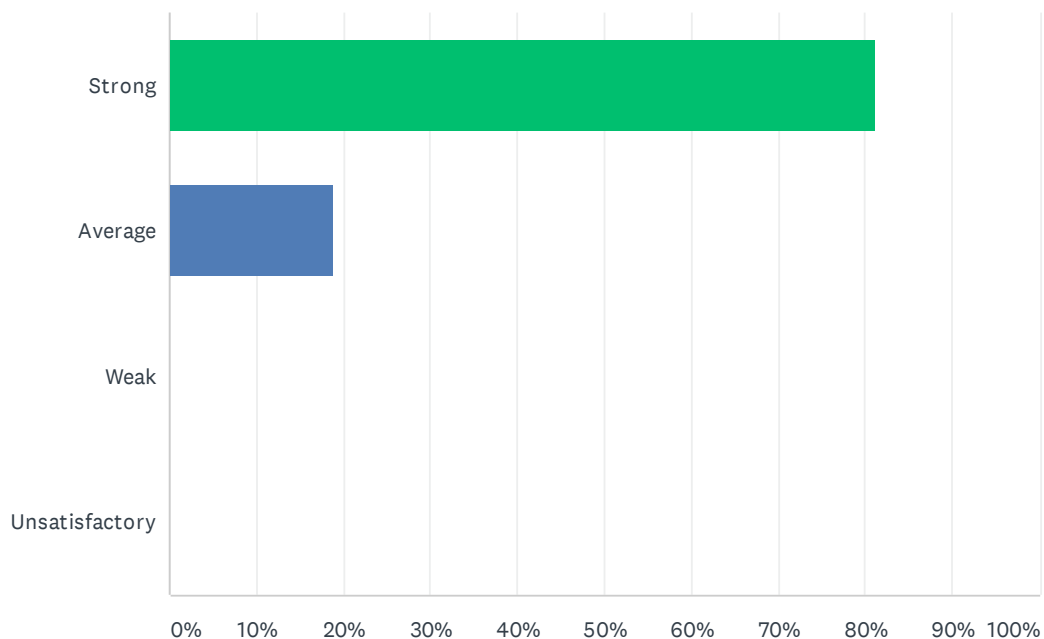
Answered: 17 Skipped: 1



ANSWER CHOICES	RESPONSES	
Strong	82.35%	14
Average	11.76%	2
Weak	0.00%	0
Unsatisfactory	0.00%	0
TOTAL		17

Q36 I would recommend my site to other employees and prospective teachers.

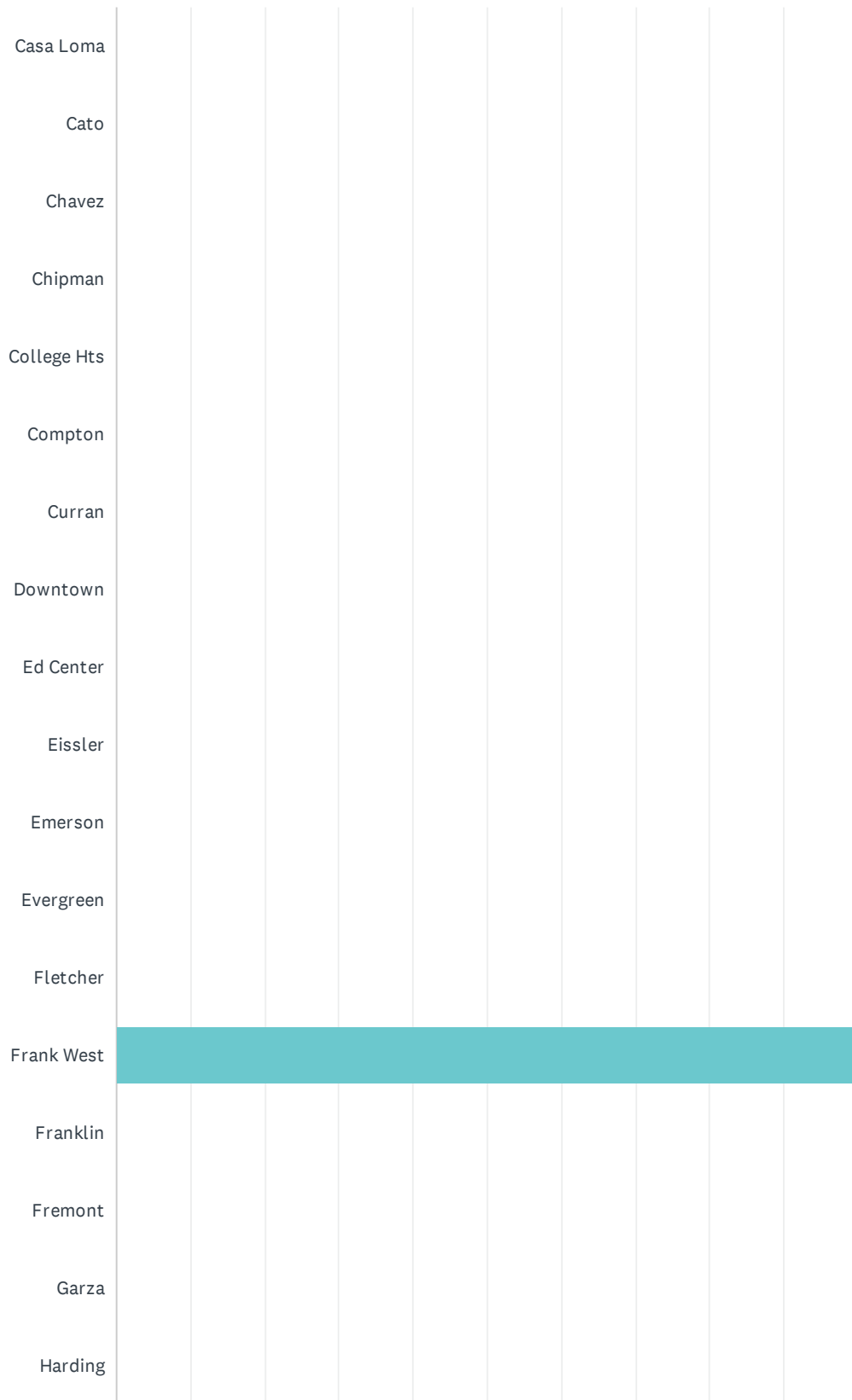
Answered: 16 Skipped: 2



ANSWER CHOICES	RESPONSES	
Strong	81.25%	13
Average	18.75%	3
Weak	0.00%	0
Unsatisfactory	0.00%	0
TOTAL		16

Q1 School Site (If you work at multiple sites choose your home site OR complete a survey for each site at which you spend significant time.)

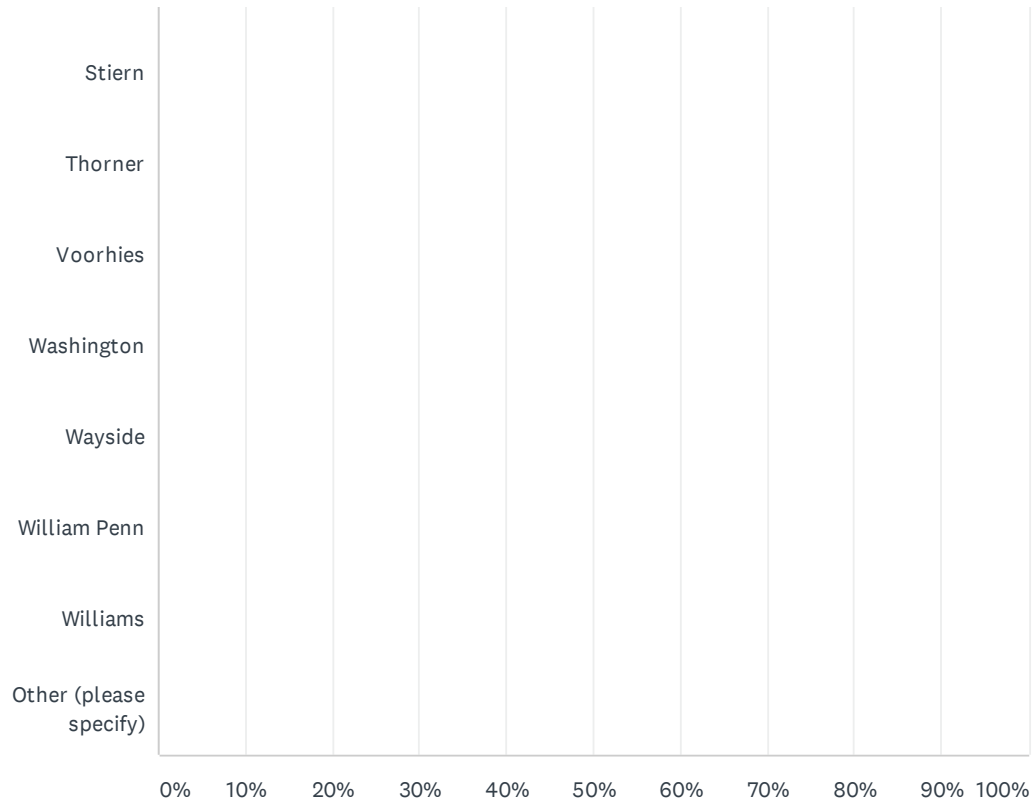
Answered: 18 Skipped: 0



2019-2020 BETA Administration/Site Climate Survey

Harris										
Horace Mann										
Hort										
Jefferson										
Longfellow										
McKinley										
Mt.Vernon										
Munsey										
Nichols										
Noble										
Nurses										
Owens Intermediate										
Owens Primary										
Pauly										
Pioneer										
Rafer Johnson										
Roosevelt										
Sequoia										
Sierra										
Special Ed Office										
Stella Hills										

2019-2020 BETA Administration/Site Climate Survey



2019-2020 BETA Administration/Site Climate Survey

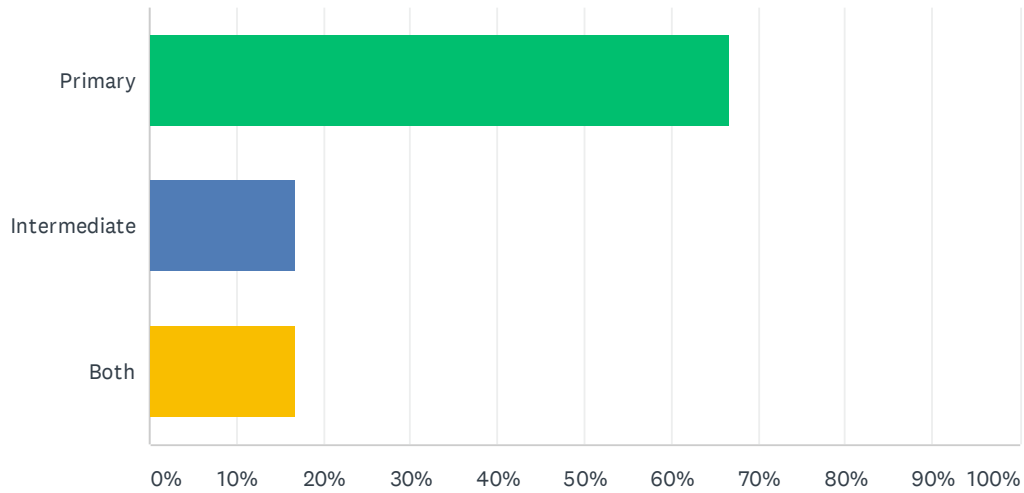
ANSWER CHOICES	RESPONSES	
Casa Loma	0.00%	0
Cato	0.00%	0
Chavez	0.00%	0
Chipman	0.00%	0
College Hts	0.00%	0
Compton	0.00%	0
Curran	0.00%	0
Downtown	0.00%	0
Ed Center	0.00%	0
Eissler	0.00%	0
Emerson	0.00%	0
Evergreen	0.00%	0
Fletcher	0.00%	0
Frank West	100.00%	18
Franklin	0.00%	0
Fremont	0.00%	0
Garza	0.00%	0
Harding	0.00%	0
Harris	0.00%	0
Horace Mann	0.00%	0
Hort	0.00%	0
Jefferson	0.00%	0
Longfellow	0.00%	0
McKinley	0.00%	0
Mt.Vernon	0.00%	0
Munsey	0.00%	0
Nichols	0.00%	0
Noble	0.00%	0
Nurses	0.00%	0
Owens Intermediate	0.00%	0
Owens Primary	0.00%	0
Pauly	0.00%	0

2019-2020 BETA Administration/Site Climate Survey

Pioneer	0.00%	0
Rafer Johnson	0.00%	0
Roosevelt	0.00%	0
Sequoia	0.00%	0
Sierra	0.00%	0
Special Ed Office	0.00%	0
Stella Hills	0.00%	0
Stiern	0.00%	0
Thorner	0.00%	0
Voorhies	0.00%	0
Washington	0.00%	0
Wayside	0.00%	0
William Penn	0.00%	0
Williams	0.00%	0
Other (please specify)	0.00%	0
Total Respondents: 18		

Q2 Instructional Grade Level or Support Services

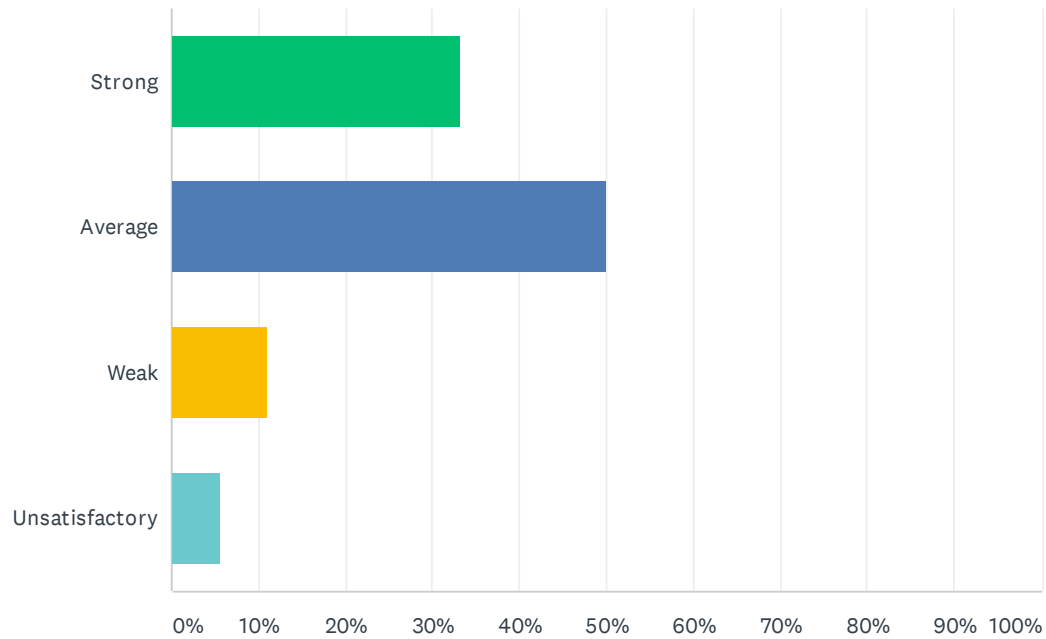
Answered: 18 Skipped: 0



ANSWER CHOICES	RESPONSES	
Primary	66.67%	12
Intermediate	16.67%	3
Both	16.67%	3
TOTAL		18

Q3 Site administration is sensitive to the needs of students, staff, and community.

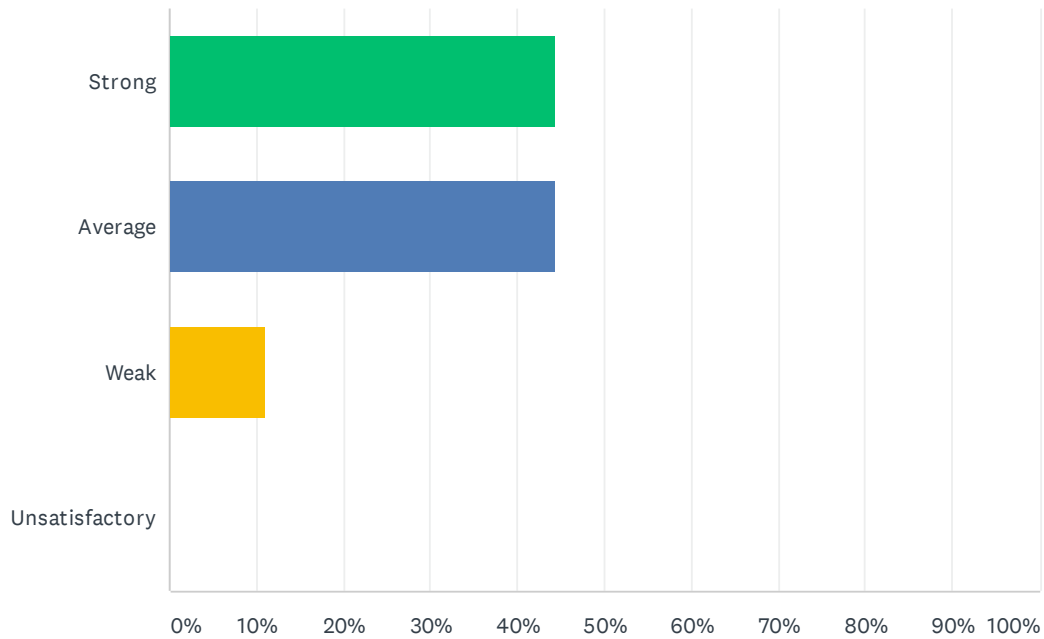
Answered: 18 Skipped: 0



ANSWER CHOICES	RESPONSES	
Strong	33.33%	6
Average	50.00%	9
Weak	11.11%	2
Unsatisfactory	5.56%	1
TOTAL		18

Q4 Site administration treats staff with respect; you feel like a valued member of a team

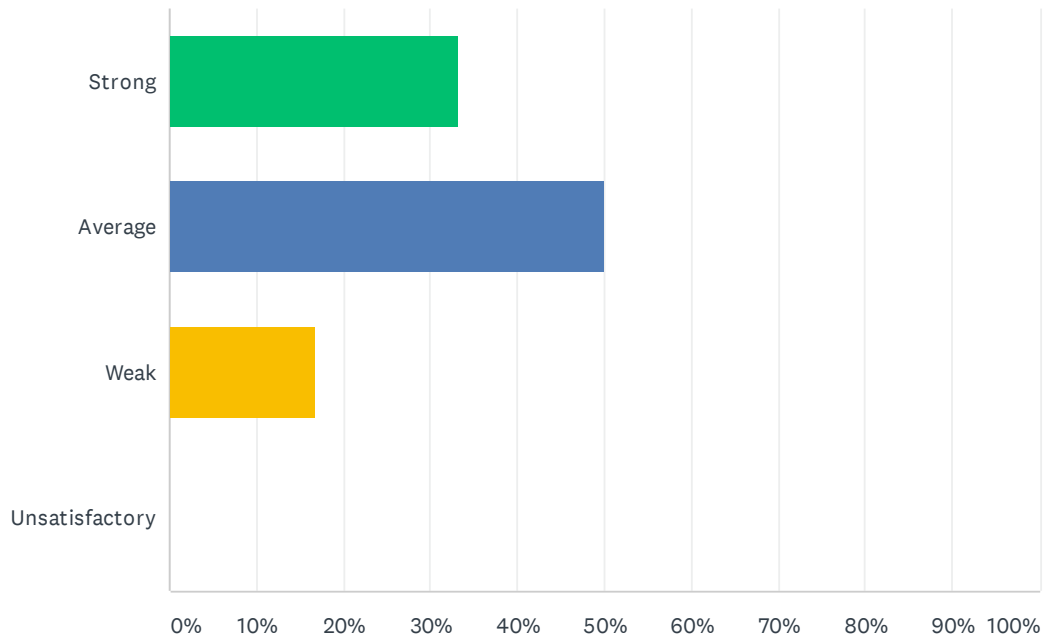
Answered: 18 Skipped: 0



ANSWER CHOICES	RESPONSES	
Strong	44.44%	8
Average	44.44%	8
Weak	11.11%	2
Unsatisfactory	0.00%	0
TOTAL		18

Q5 Site administration conducts classroom visits (walk-through) in least the disruptive manner and leaves timely feedback (within 24 hours).

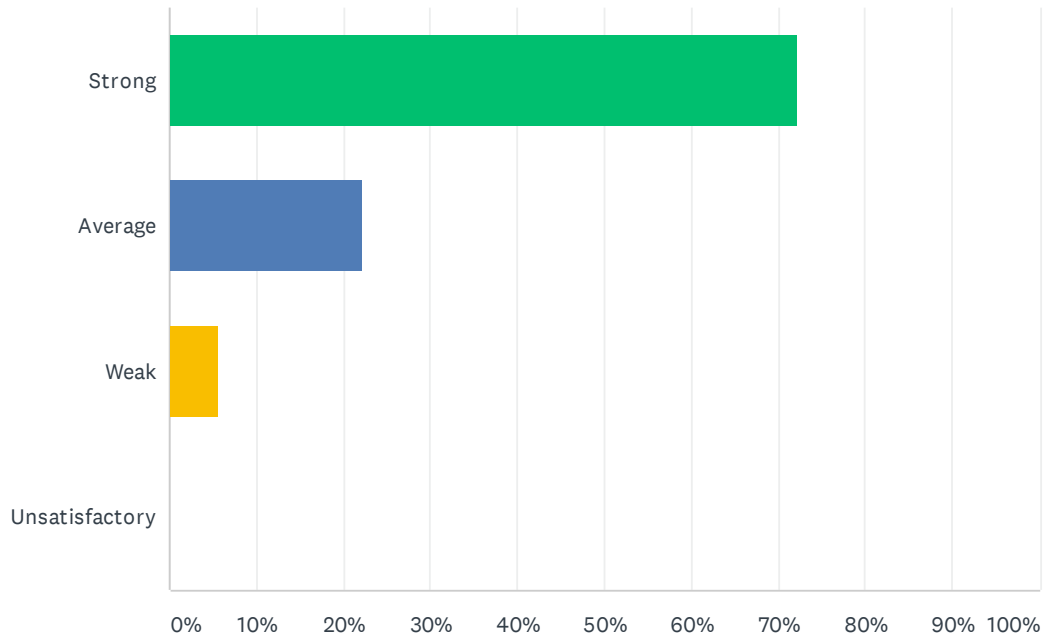
Answered: 18 Skipped: 0



ANSWER CHOICES	RESPONSES	
Strong	33.33%	6
Average	50.00%	9
Weak	16.67%	3
Unsatisfactory	0.00%	0
TOTAL		18

Q6 Site administration follows the contract and respects personal rights.

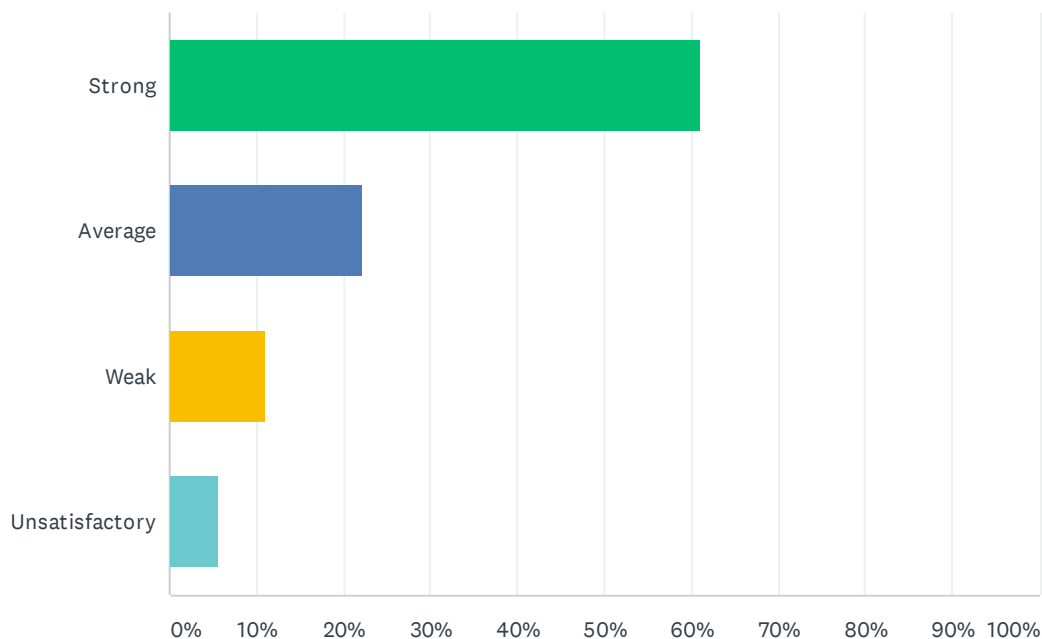
Answered: 18 Skipped: 0



ANSWER CHOICES	RESPONSES	
Strong	72.22%	13
Average	22.22%	4
Weak	5.56%	1
Unsatisfactory	0.00%	0
TOTAL		18

Q7 Administration utilizes staff according to their job description (ie. Coaches, APL's, Specialists & Staff).

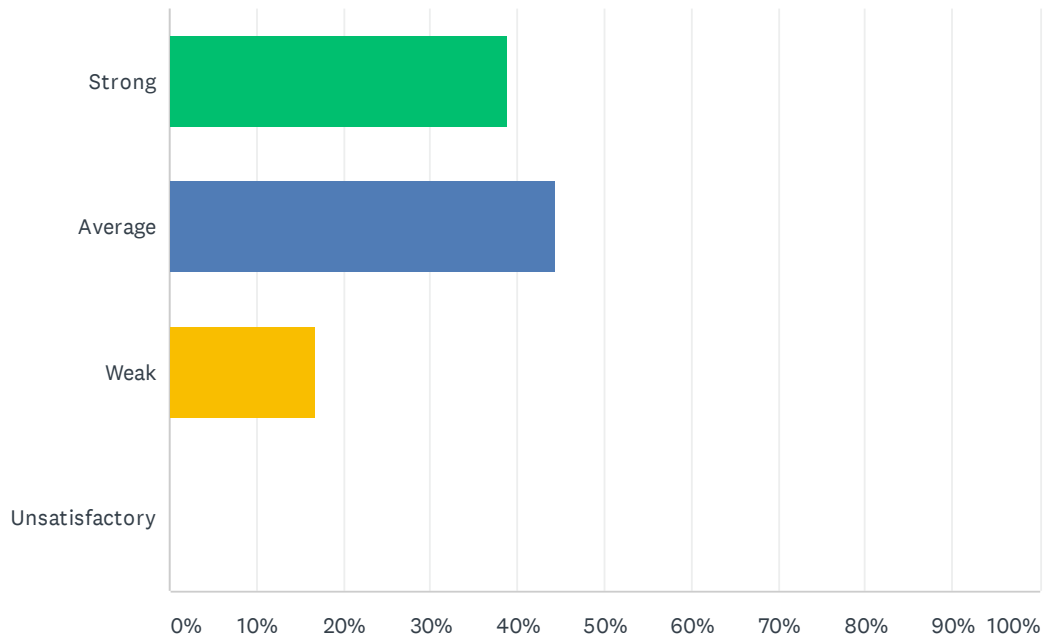
Answered: 18 Skipped: 0



ANSWER CHOICES	RESPONSES	
Strong	61.11%	11
Average	22.22%	4
Weak	11.11%	2
Unsatisfactory	5.56%	1
TOTAL		18

Q8 Administration maintains open communication with staff, parents, and students.

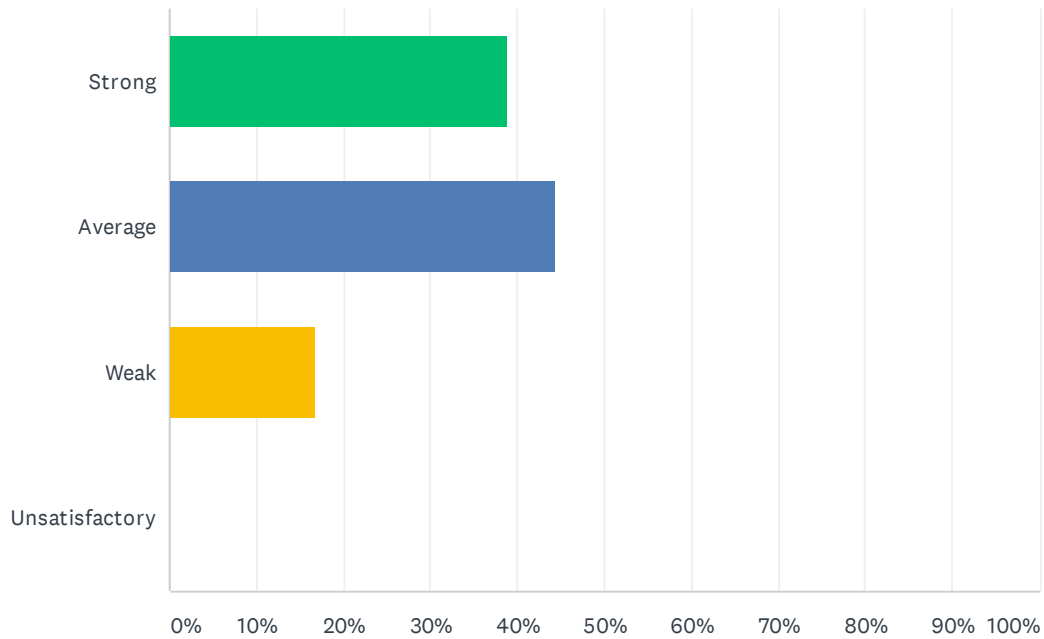
Answered: 18 Skipped: 0



ANSWER CHOICES	RESPONSES	
Strong	38.89%	7
Average	44.44%	8
Weak	16.67%	3
Unsatisfactory	0.00%	0
TOTAL		18

Q9 Administration supports staff against attacks and criticism from parents.

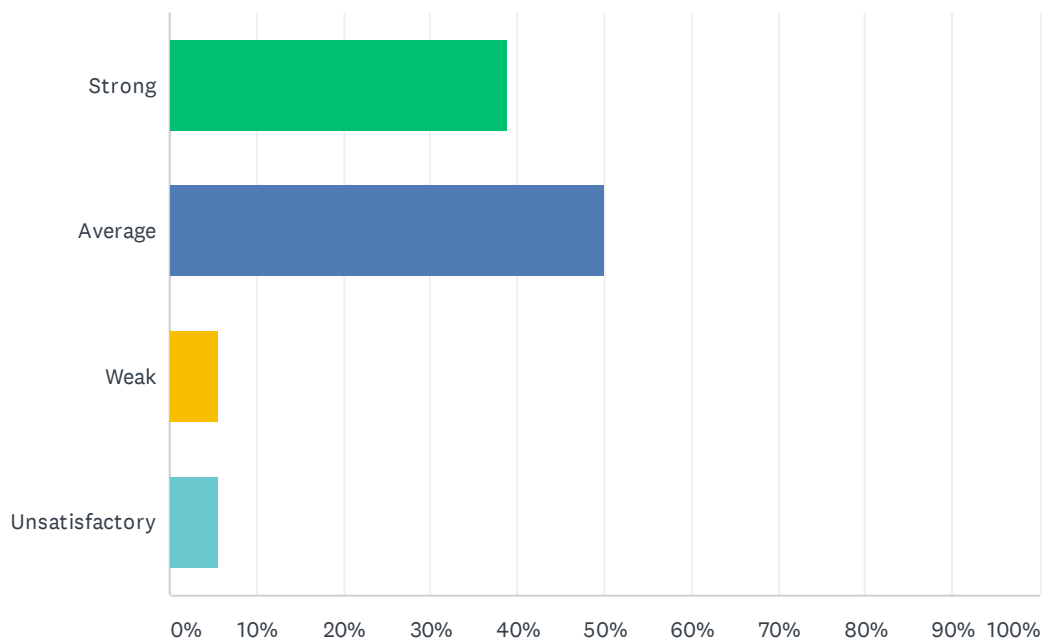
Answered: 18 Skipped: 0



ANSWER CHOICES	RESPONSES	
Strong	38.89%	7
Average	44.44%	8
Weak	16.67%	3
Unsatisfactory	0.00%	0
TOTAL		18

Q10 Site administration treats all teachers equally; there is no preferential treatment.

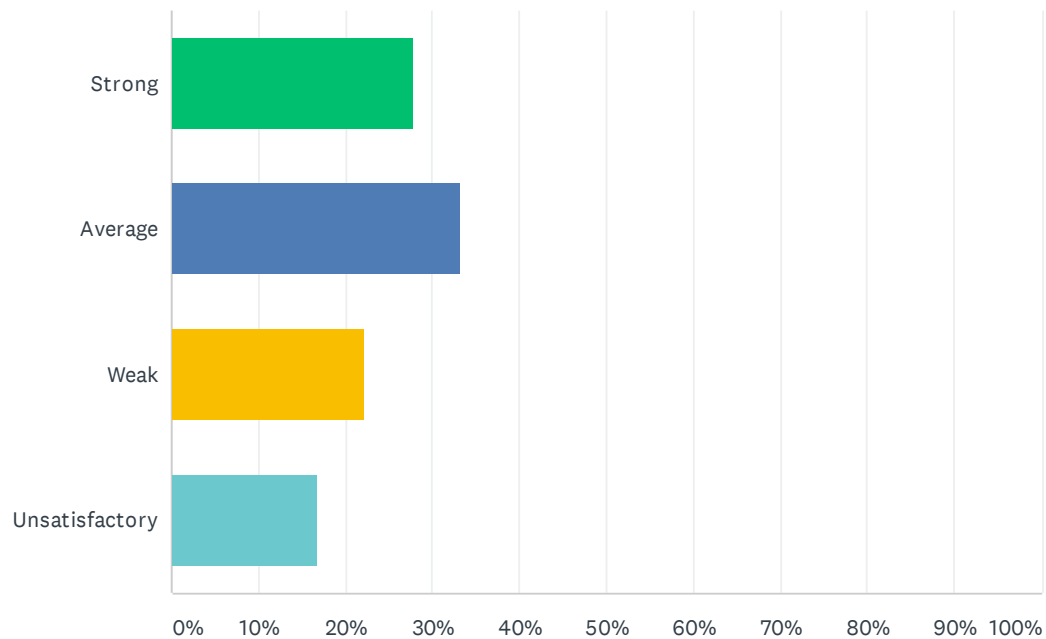
Answered: 18 Skipped: 0



ANSWER CHOICES	RESPONSES	
Strong	38.89%	7
Average	50.00%	9
Weak	5.56%	1
Unsatisfactory	5.56%	1
TOTAL		18

Q11 Administration supports classroom discipline procedures and follows District discipline guidelines.

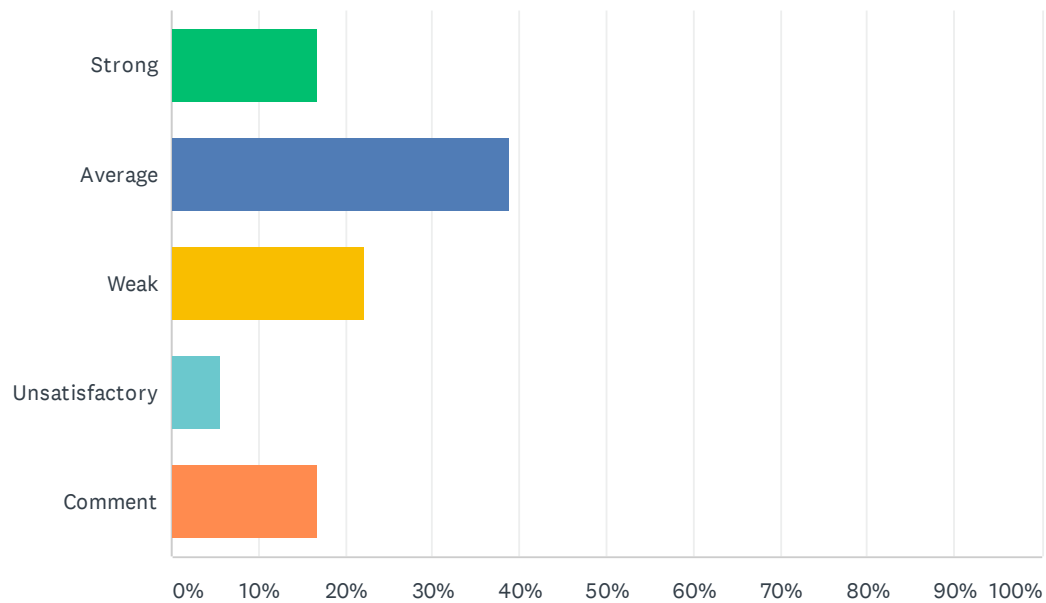
Answered: 18 Skipped: 0



ANSWER CHOICES	RESPONSES	
Strong	27.78%	5
Average	33.33%	6
Weak	22.22%	4
Unsatisfactory	16.67%	3
TOTAL		18

Q12 Administration processes ODR's (Office Disciplinary Referrals) within 48 hours and supports staff when discipline moves beyond classroom managed behaviors.

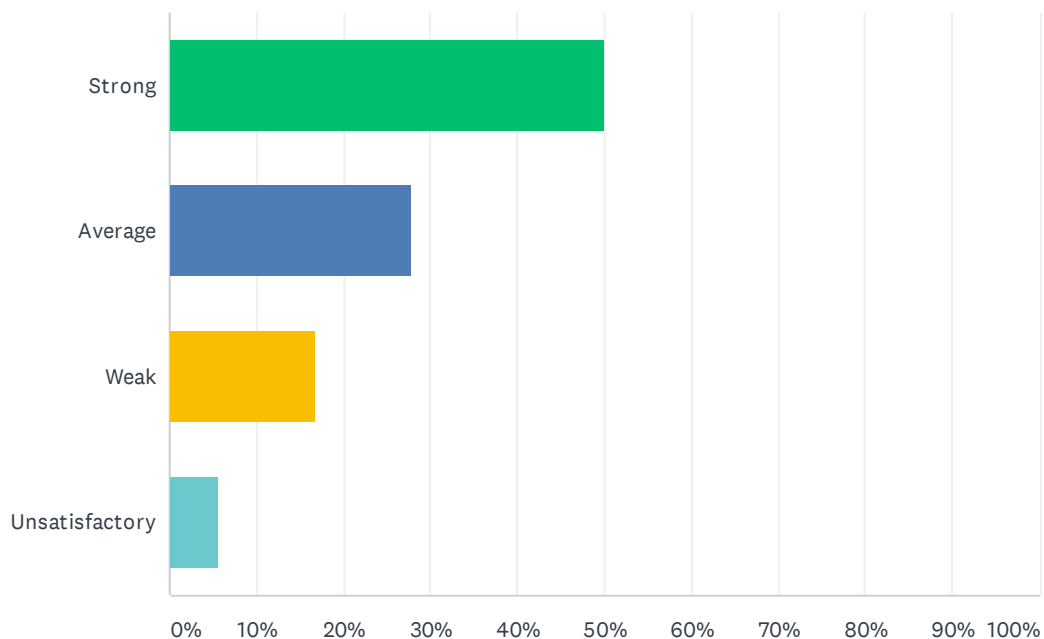
Answered: 18 Skipped: 0



ANSWER CHOICES	RESPONSES	
Strong	16.67%	3
Average	38.89%	7
Weak	22.22%	4
Unsatisfactory	5.56%	1
Comment	16.67%	3
TOTAL		18

Q13 Administration treats teachers as professionals; the teacher's word is not disregarded in favor of the student's.

Answered: 18 Skipped: 0



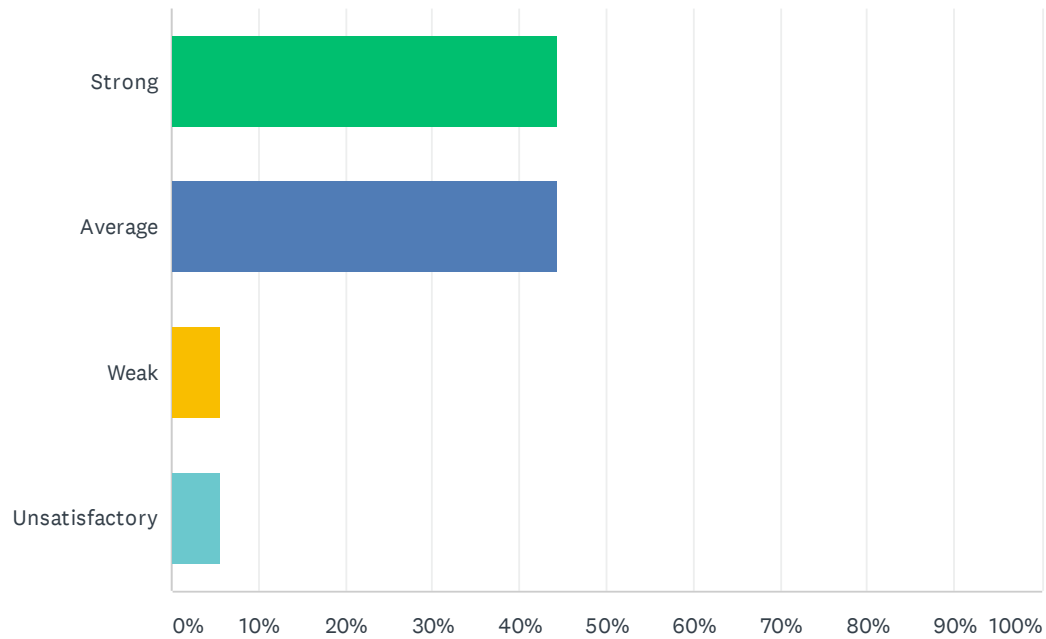
ANSWER CHOICES	RESPONSES	
Strong	50.00%	9
Average	27.78%	5
Weak	16.67%	3
Unsatisfactory	5.56%	1
TOTAL		18

Q14 How do you feel that your administration positively/negatively impacts working conditions at your site?

Answered: 10 Skipped: 8

Q15 Site staff is involved in setting school policies and budgetary priorities.

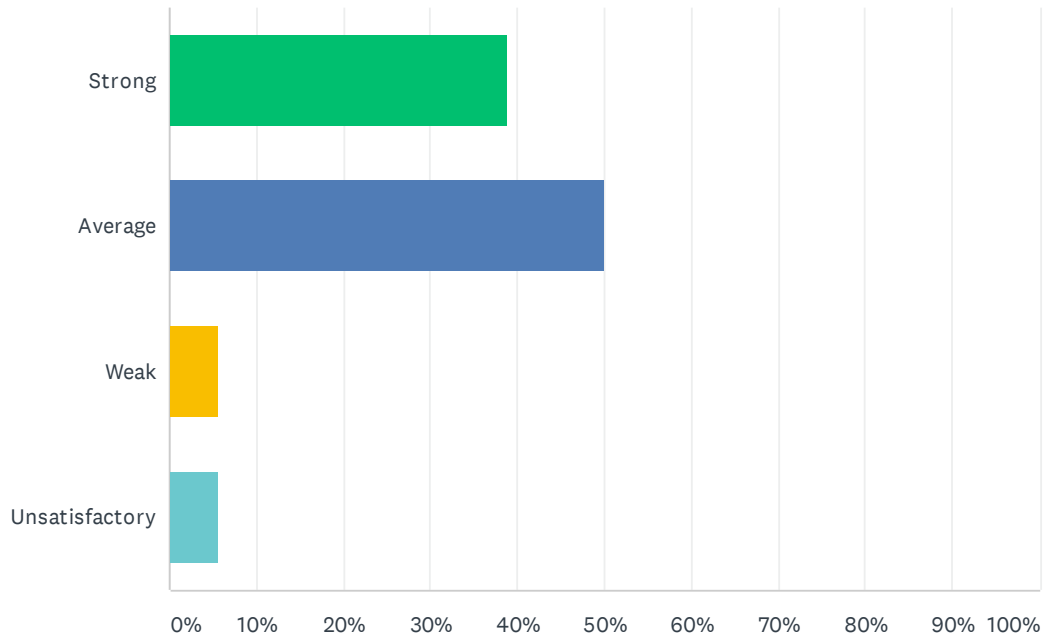
Answered: 18 Skipped: 0



ANSWER CHOICES	RESPONSES	
Strong	44.44%	8
Average	44.44%	8
Weak	5.56%	1
Unsatisfactory	5.56%	1
TOTAL		18

Q16 Site meetings are productive and not excessive.

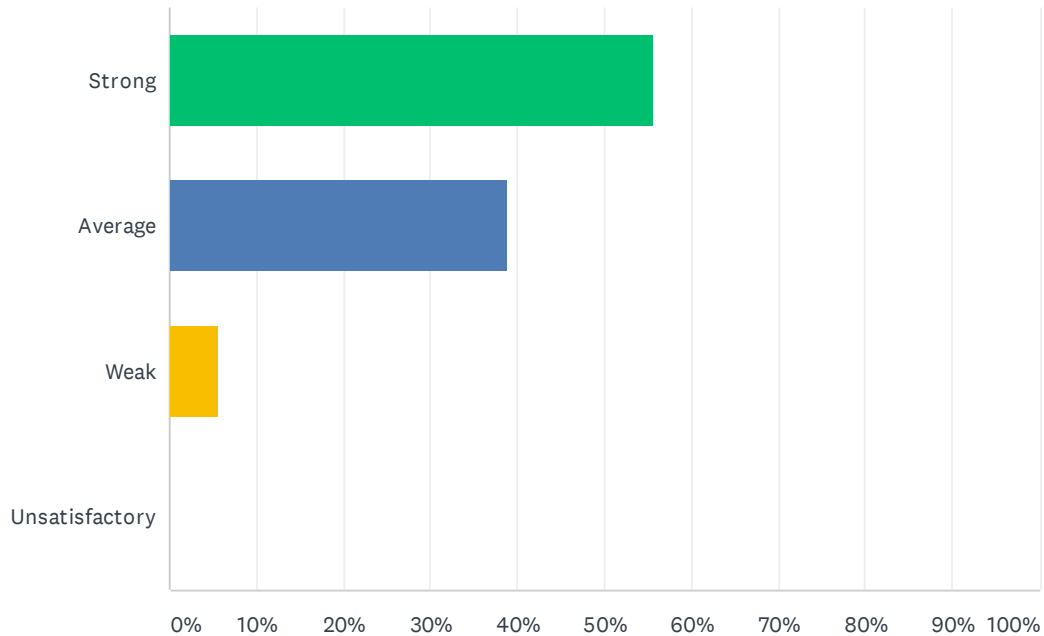
Answered: 18 Skipped: 0



ANSWER CHOICES	RESPONSES	
Strong	38.89%	7
Average	50.00%	9
Weak	5.56%	1
Unsatisfactory	5.56%	1
TOTAL		18

Q17 Bank days are used for PLC activities; Site administration uses two Bank Days a month and staff gets uninterrupted planning/preparation time twice a month during Bank Days.

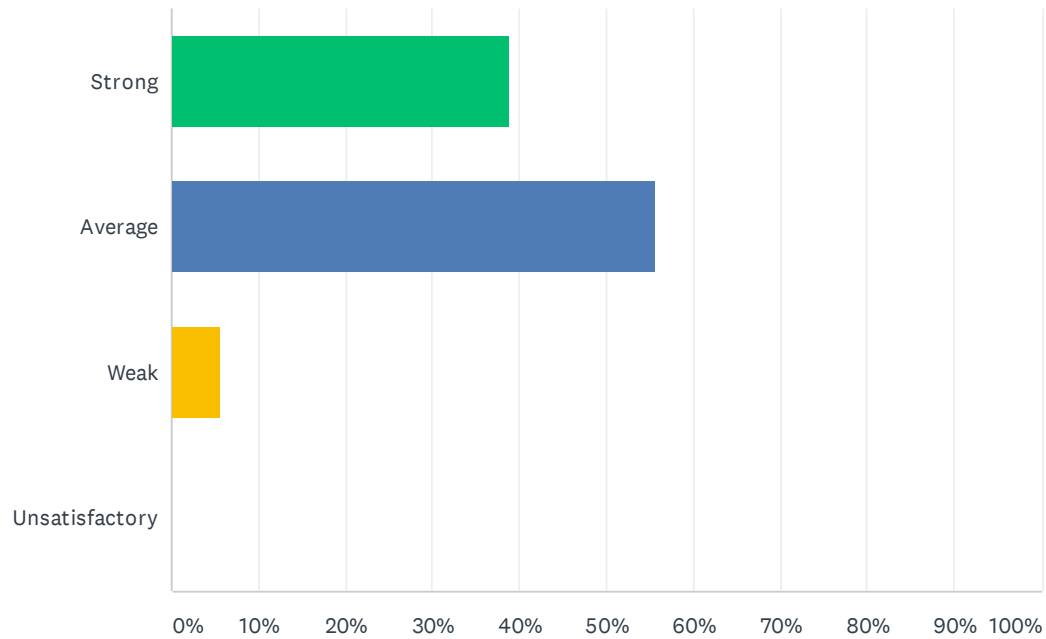
Answered: 18 Skipped: 0



ANSWER CHOICES	RESPONSES	
Strong	55.56%	10
Average	38.89%	7
Weak	5.56%	1
Unsatisfactory	0.00%	0
TOTAL		18

Q18 My site receives daily consecutive uninterrupted planning/preparation time. (30 minutes / 40 minutes)

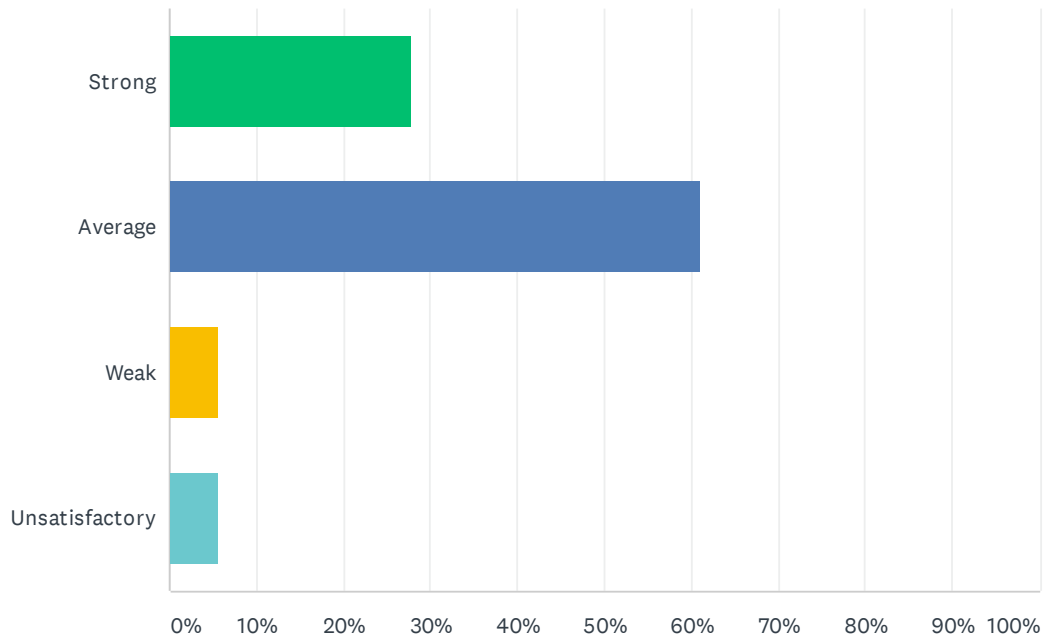
Answered: 18 Skipped: 0



ANSWER CHOICES	RESPONSES	
Strong	38.89%	7
Average	55.56%	10
Weak	5.56%	1
Unsatisfactory	0.00%	0
TOTAL		18

Q19 Staff is given time to input district required data (ie. Benchmarks, Dibels, CFAs, Report Card, and etc).

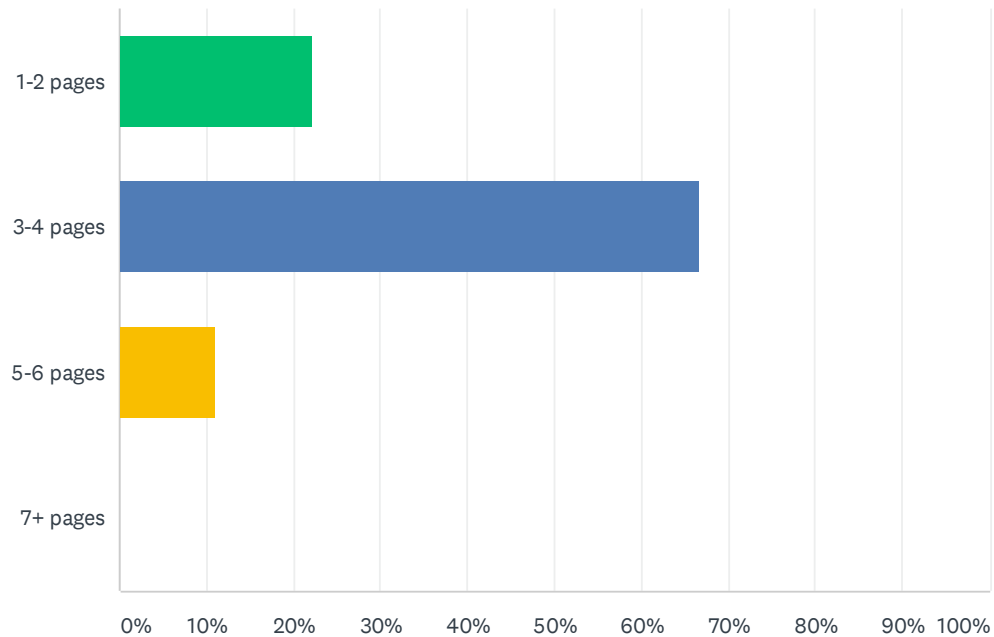
Answered: 18 Skipped: 0



ANSWER CHOICES	RESPONSES	
Strong	27.78%	5
Average	61.11%	11
Weak	5.56%	1
Unsatisfactory	5.56%	1
TOTAL		18

Q20 Teachers are required to submit complete, but not excessively lengthy lesson plans.

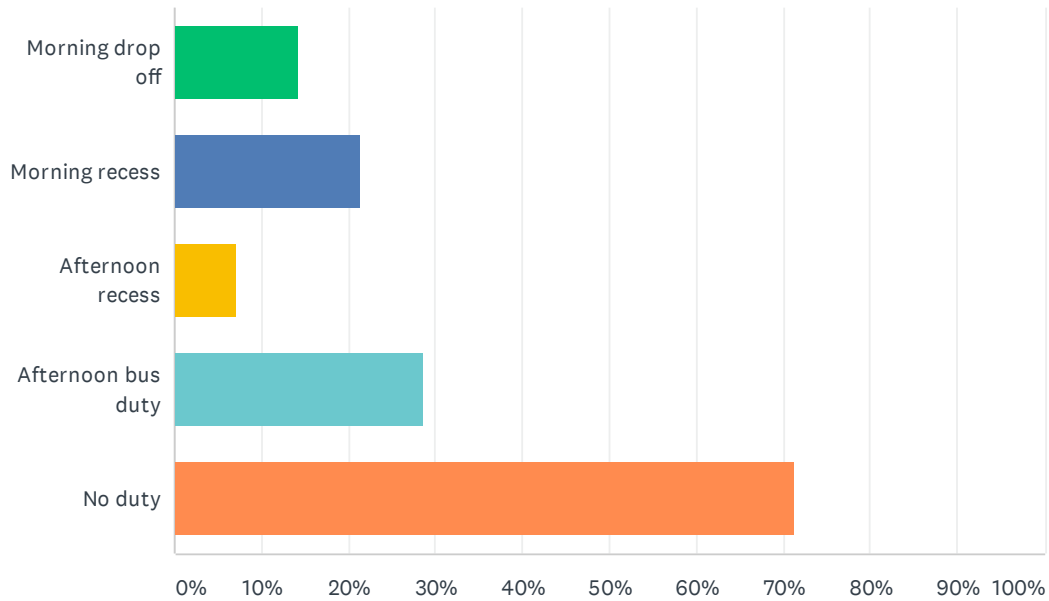
Answered: 18 Skipped: 0



ANSWER CHOICES	RESPONSES	
1-2 pages	22.22%	4
3-4 pages	66.67%	12
5-6 pages	11.11%	2
7+ pages	0.00%	0
TOTAL		18

Q21 Staff has recess and/or bus duty.

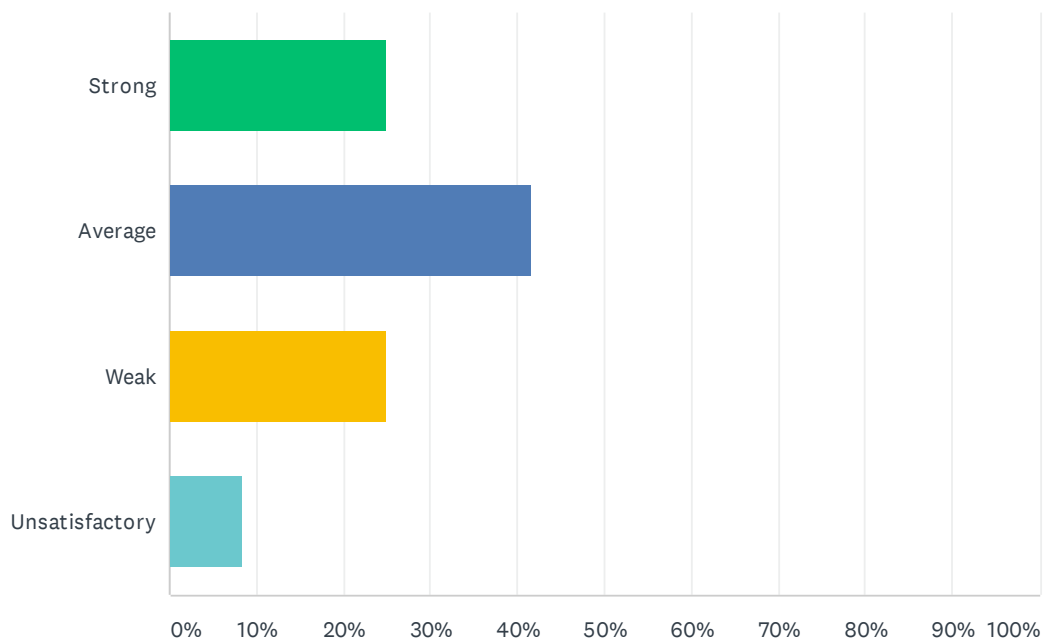
Answered: 14 Skipped: 4



ANSWER CHOICES	RESPONSES	
Morning drop off	14.29%	2
Morning recess	21.43%	3
Afternoon recess	7.14%	1
Afternoon bus duty	28.57%	4
No duty	71.43%	10
Total Respondents: 14		

Q22 The Special Education Department is assisting you with your questions, problems, and concerns.

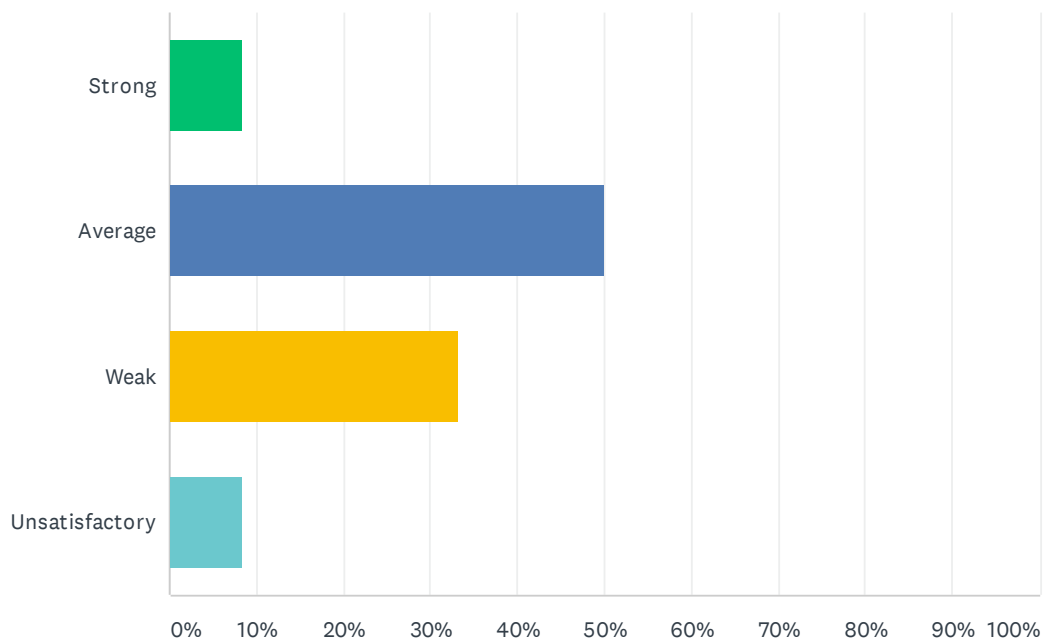
Answered: 12 Skipped: 6



ANSWER CHOICES	RESPONSES	
Strong	25.00%	3
Average	41.67%	5
Weak	25.00%	3
Unsatisfactory	8.33%	1
TOTAL		12

Q23 Special Education class size is balanced within each program to ensure student safety and individualized instruction.

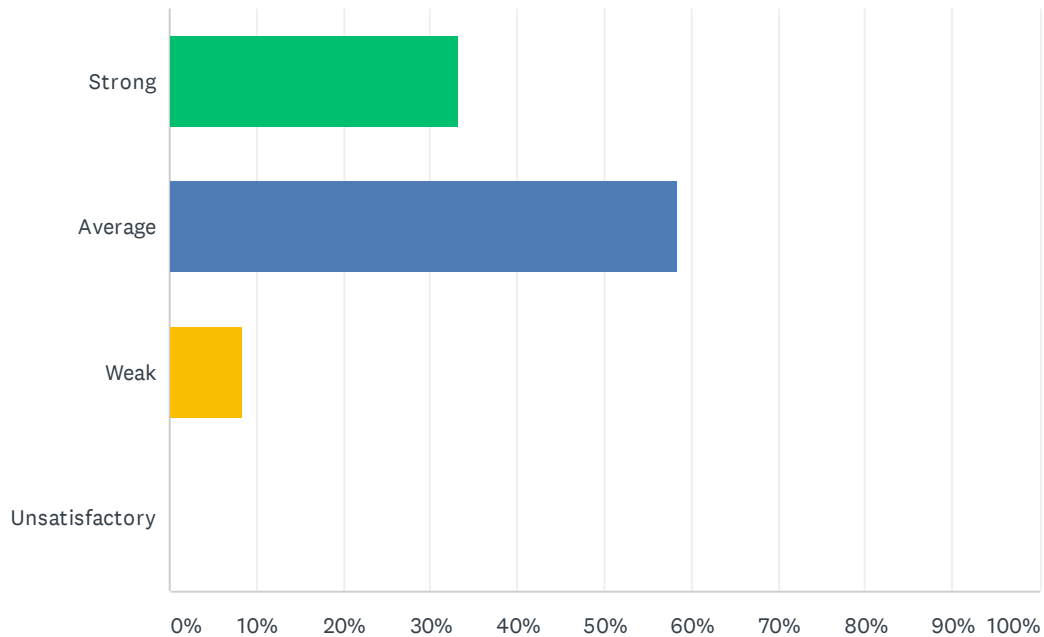
Answered: 12 Skipped: 6



ANSWER CHOICES	RESPONSES	
Strong	8.33%	1
Average	50.00%	6
Weak	33.33%	4
Unsatisfactory	8.33%	1
TOTAL		12

Q24 Special education teachers have opportunities to participate in school-based, content area staff development.

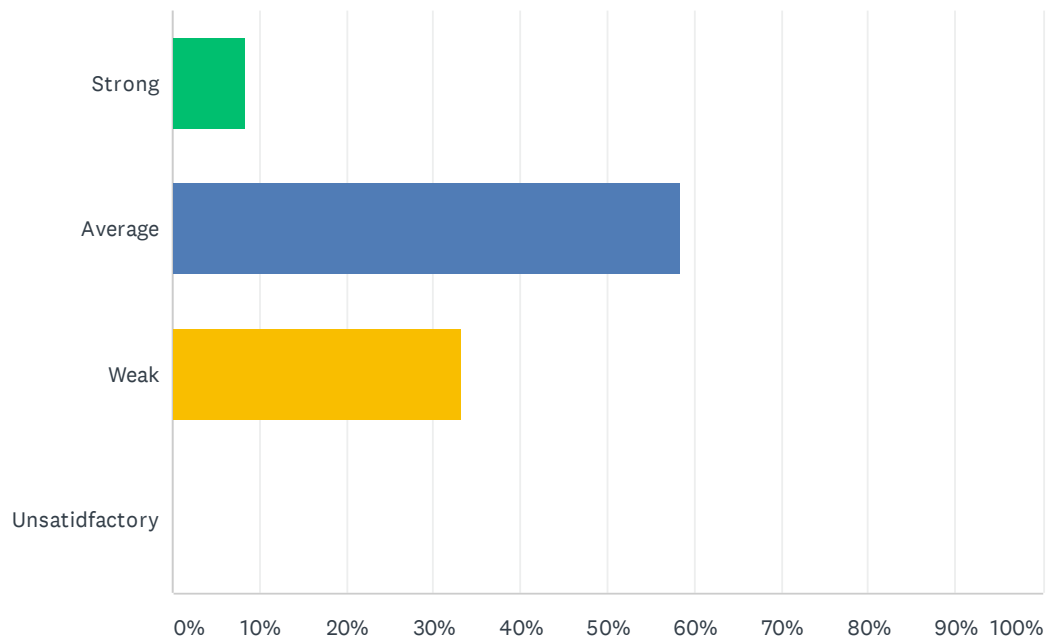
Answered: 12 Skipped: 6



ANSWER CHOICES	RESPONSES	
Strong	33.33%	4
Average	58.33%	7
Weak	8.33%	1
Unsatisfactory	0.00%	0
TOTAL		12

Q25 Special education teachers have needed access to ALL instructional resources provided to the general education teachers.

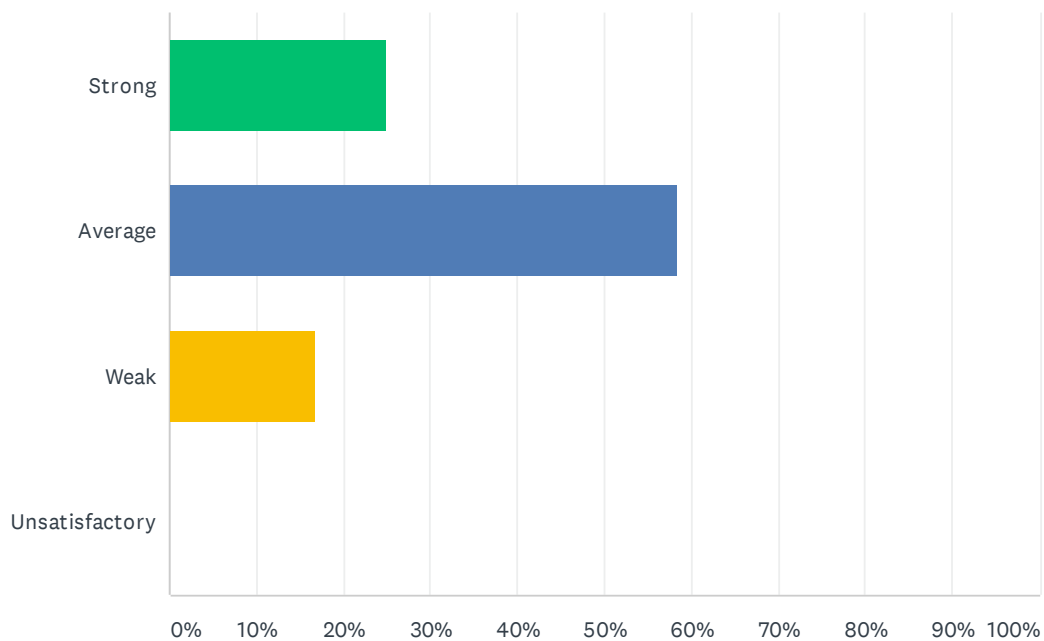
Answered: 12 Skipped: 6



ANSWER CHOICES	RESPONSES	
Strong	8.33%	1
Average	58.33%	7
Weak	33.33%	4
Unsatisfactory	0.00%	0
TOTAL		12

Q26 Special education teachers are adequately trained in the administration of state assessments and District IEP's.

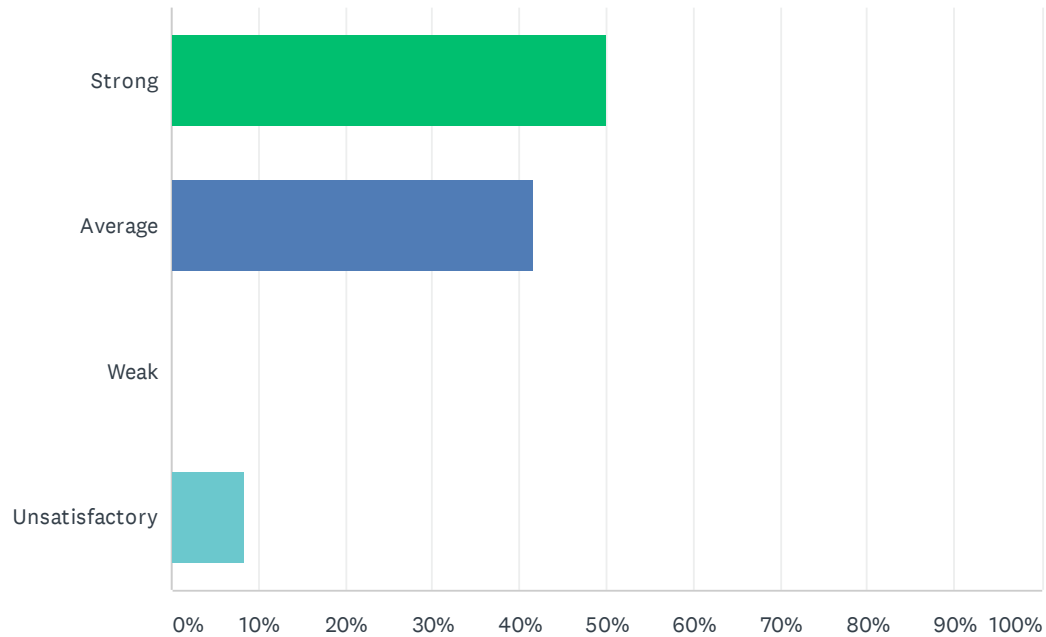
Answered: 12 Skipped: 6



ANSWER CHOICES	RESPONSES	
Strong	25.00%	3
Average	58.33%	7
Weak	16.67%	2
Unsatisfactory	0.00%	0
TOTAL		12

Q27 The site principal is accessible to discuss special education issues.

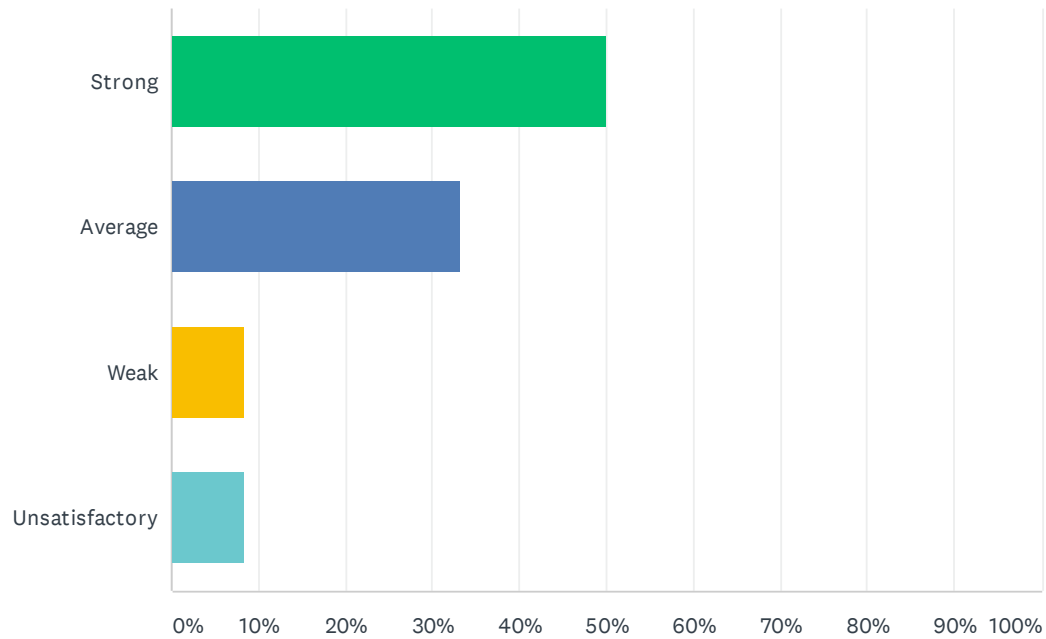
Answered: 12 Skipped: 6



ANSWER CHOICES	RESPONSES	
Strong	50.00%	6
Average	41.67%	5
Weak	0.00%	0
Unsatisfactory	8.33%	1
TOTAL		12

Q28 The site principal promotes equal opportunities for all students to learn.

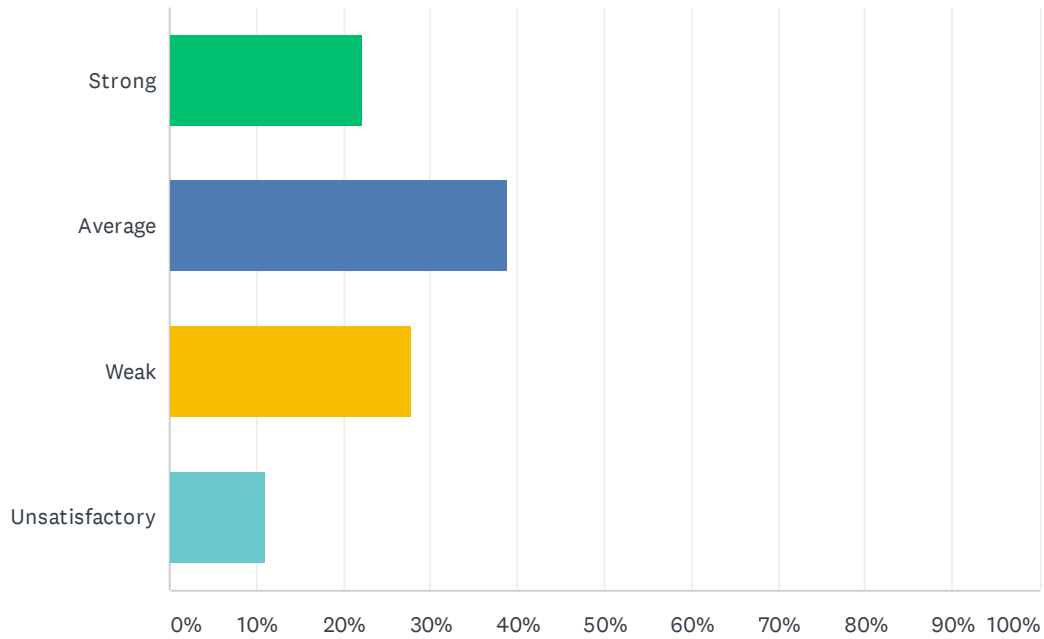
Answered: 12 Skipped: 6



ANSWER CHOICES	RESPONSES	
Strong	50.00%	6
Average	33.33%	4
Weak	8.33%	1
Unsatisfactory	8.33%	1
TOTAL		12

Q29 PBIS is used effectively and is improving behavior.

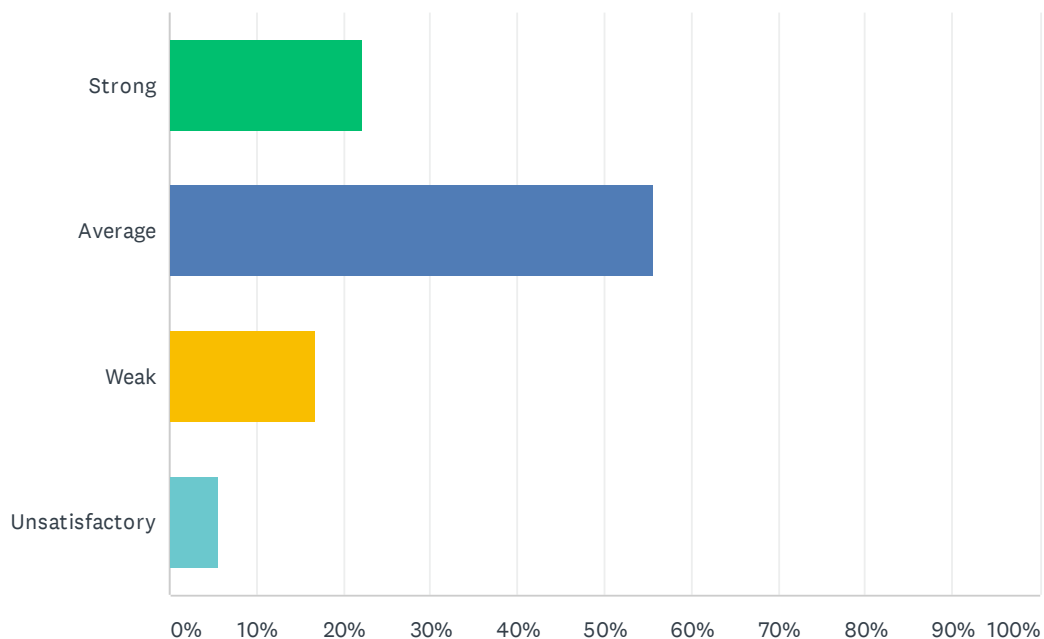
Answered: 18 Skipped: 0



ANSWER CHOICES	RESPONSES	
Strong	22.22%	4
Average	38.89%	7
Weak	27.78%	5
Unsatisfactory	11.11%	2
TOTAL		18

Q30 PBIS and Behavior Intervention Specialists are creating a safer environment at my site.

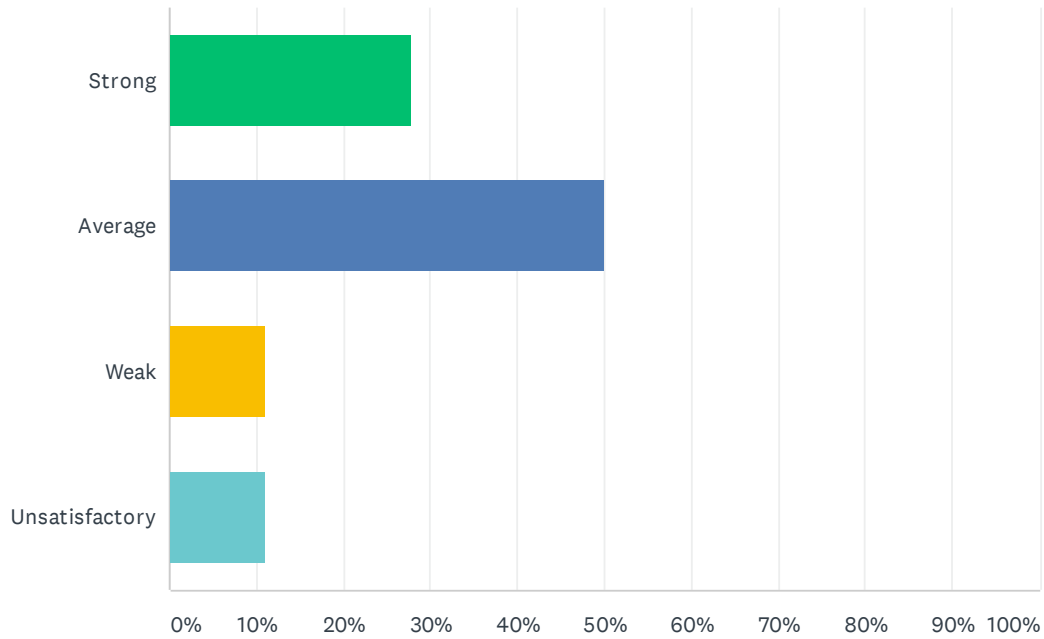
Answered: 18 Skipped: 0



ANSWER CHOICES	RESPONSES	
Strong	22.22%	4
Average	55.56%	10
Weak	16.67%	3
Unsatisfactory	5.56%	1
TOTAL		18

Q31 Staff and students feel safe at my site.

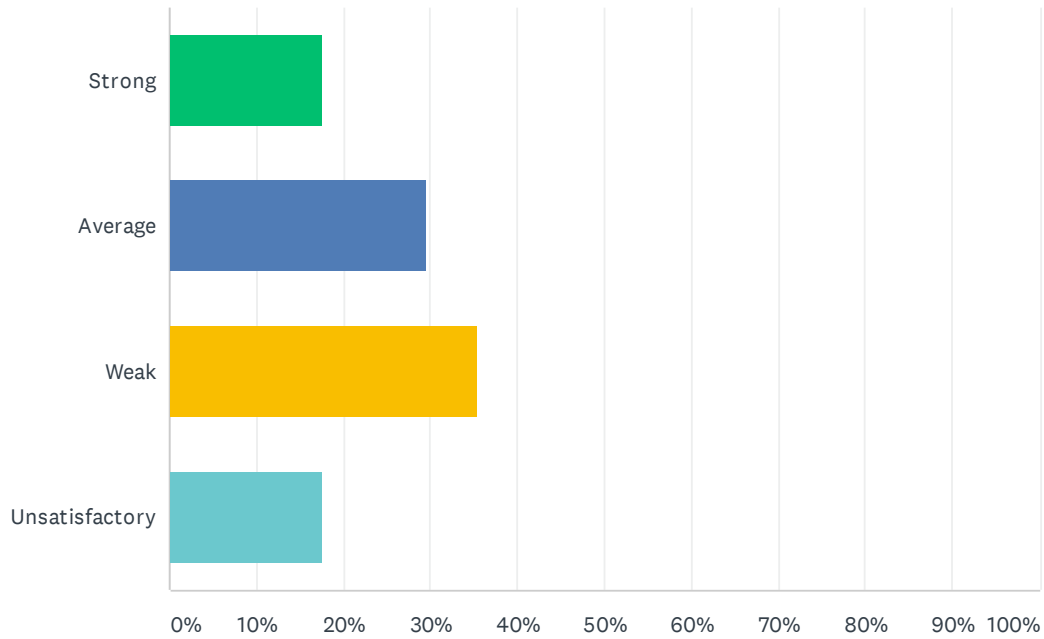
Answered: 18 Skipped: 0



ANSWER CHOICES	RESPONSES	
Strong	27.78%	5
Average	50.00%	9
Weak	11.11%	2
Unsatisfactory	11.11%	2
TOTAL		18

Q32 Discipline is improving at my site and not interfering with learning.

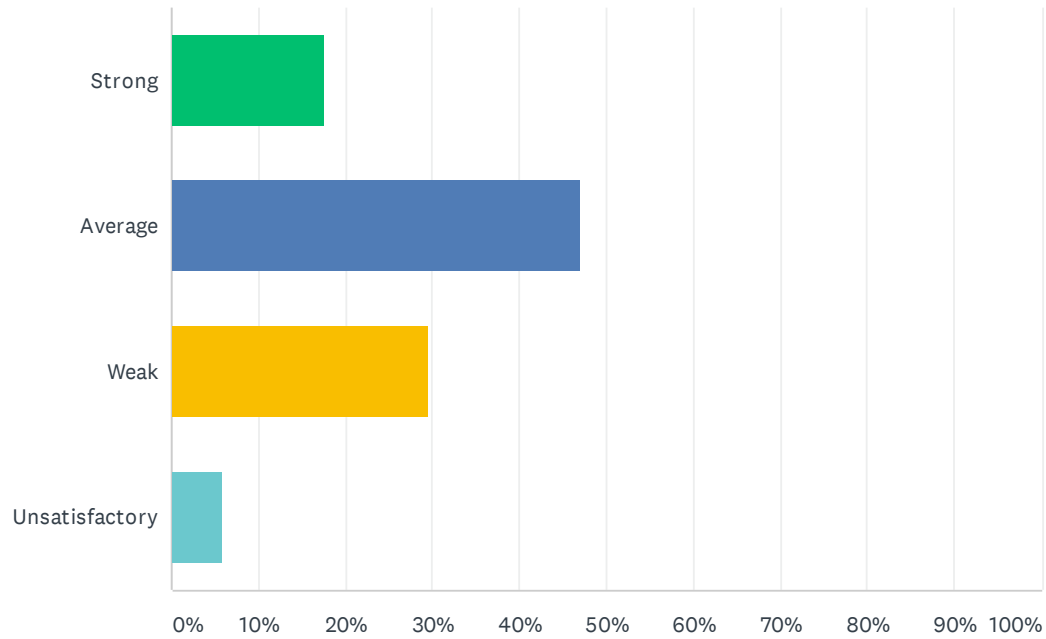
Answered: 17 Skipped: 1



ANSWER CHOICES	RESPONSES	
Strong	17.65%	3
Average	29.41%	5
Weak	35.29%	6
Unsatisfactory	17.65%	3
TOTAL		17

Q33 Positive referrals are an effective tool in improving discipline.

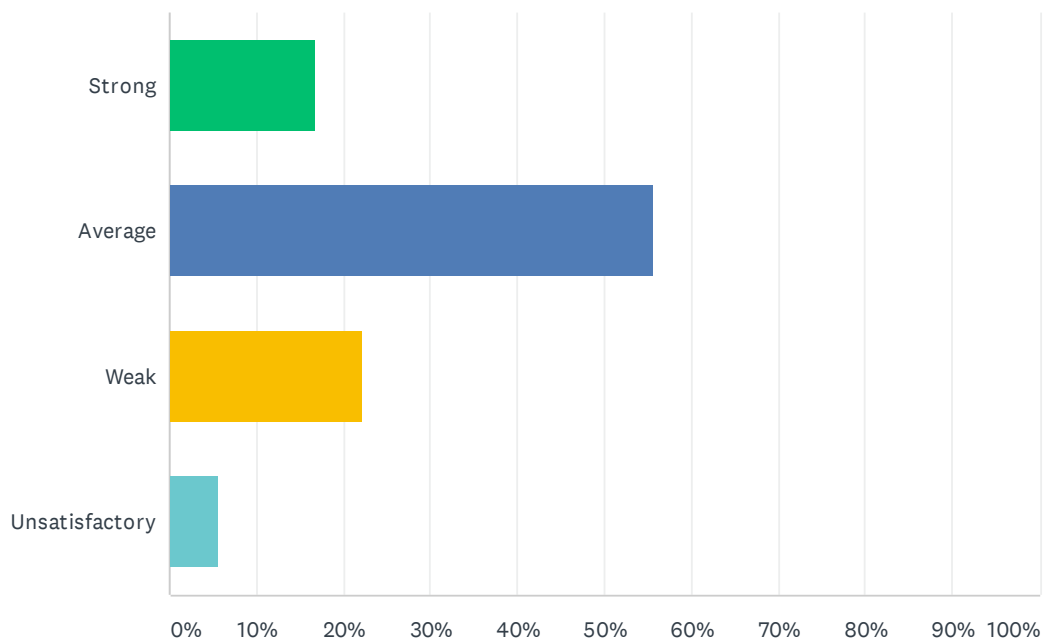
Answered: 17 Skipped: 1



ANSWER CHOICES		RESPONSES	
Strong		17.65%	3
Average		47.06%	8
Weak		29.41%	5
Unsatisfactory		5.88%	1
TOTAL			17

Q34 When ODR's (office disciplinary referral) are written the teacher's word is valued and trusted.

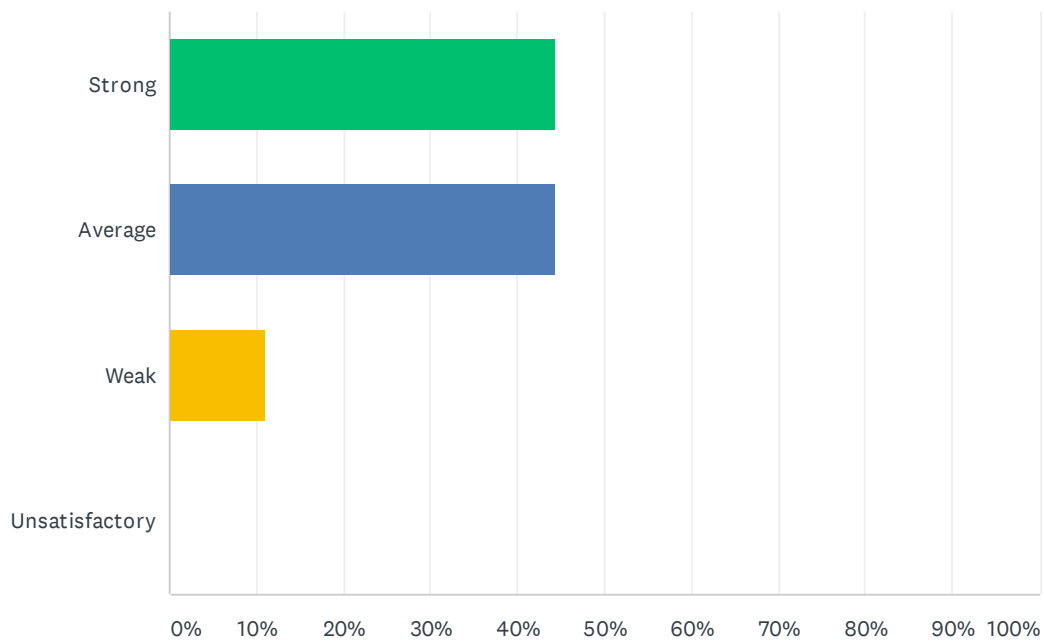
Answered: 18 Skipped: 0



ANSWER CHOICES	RESPONSES	
Strong	16.67%	3
Average	55.56%	10
Weak	22.22%	4
Unsatisfactory	5.56%	1
TOTAL		18

Q35 My site has a positive atmosphere.

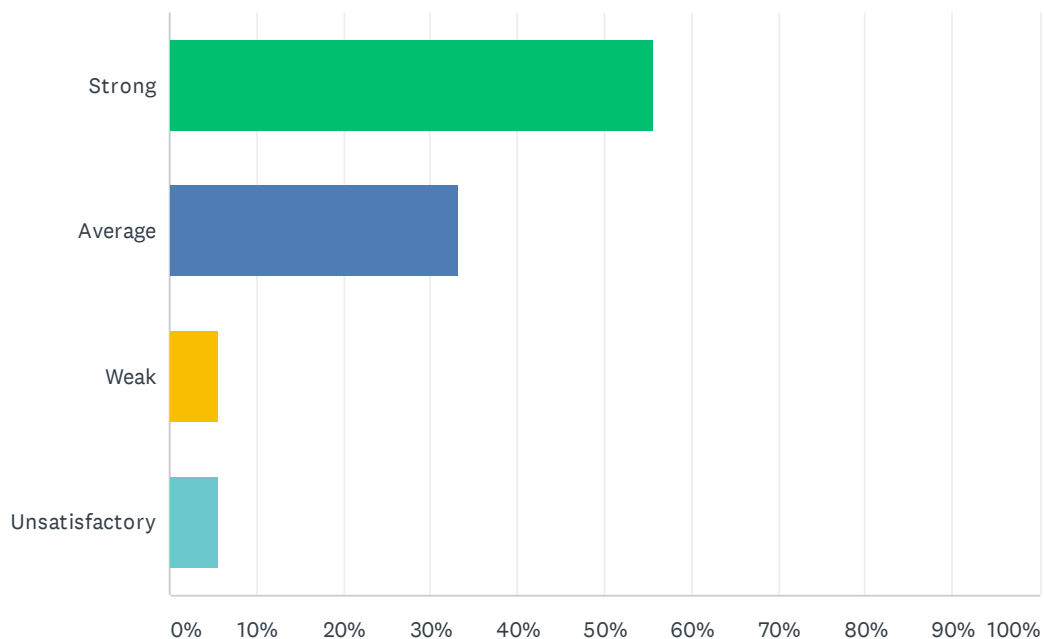
Answered: 18 Skipped: 0



ANSWER CHOICES	RESPONSES	
Strong	44.44%	8
Average	44.44%	8
Weak	11.11%	2
Unsatisfactory	0.00%	0
TOTAL		18

Q36 I would recommend my site to other employees and prospective teachers.

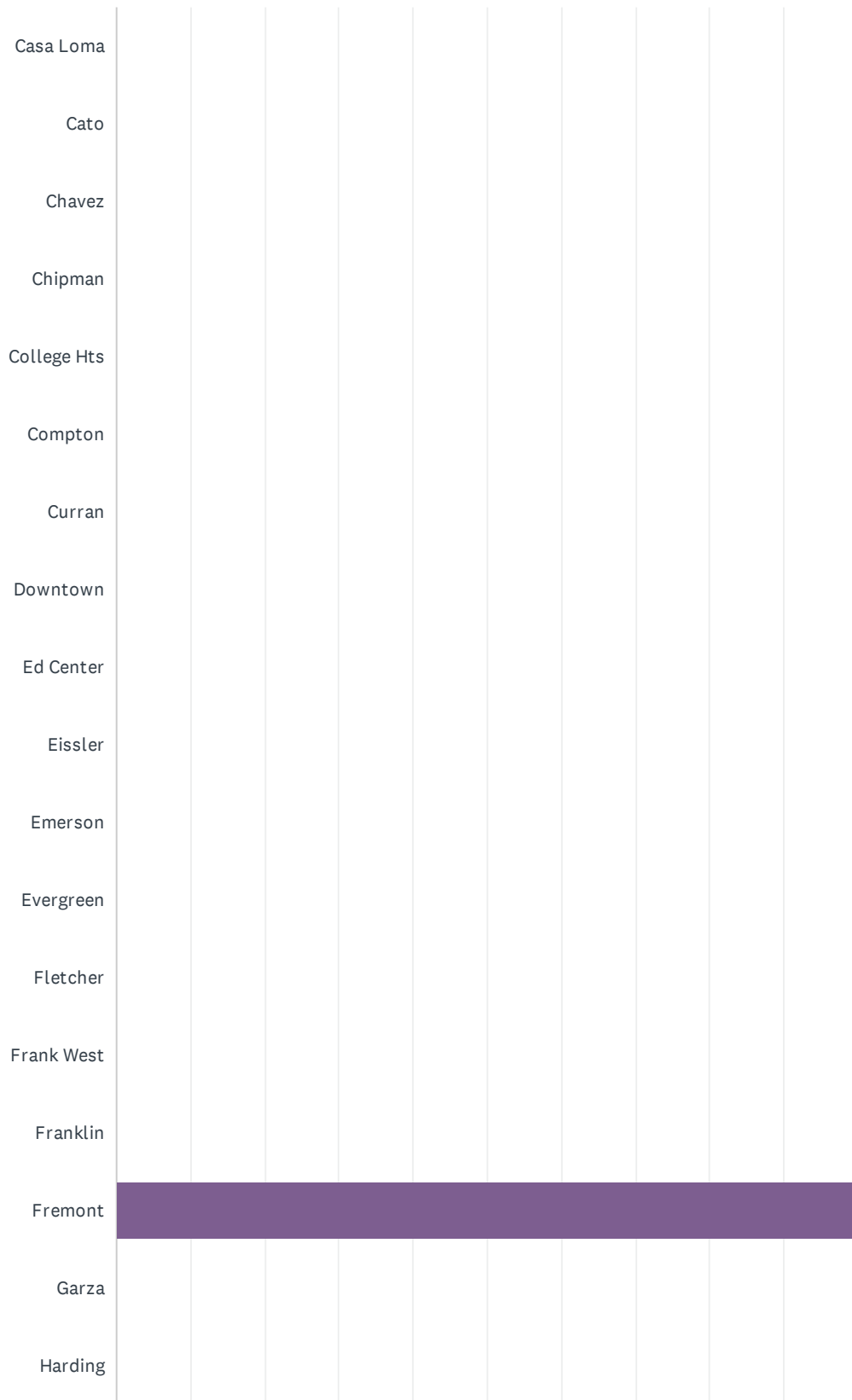
Answered: 18 Skipped: 0



ANSWER CHOICES	RESPONSES	
Strong	55.56%	10
Average	33.33%	6
Weak	5.56%	1
Unsatisfactory	5.56%	1
TOTAL		18

Q1 School Site (If you work at multiple sites choose your home site OR complete a survey for each site at which you spend significant time.)

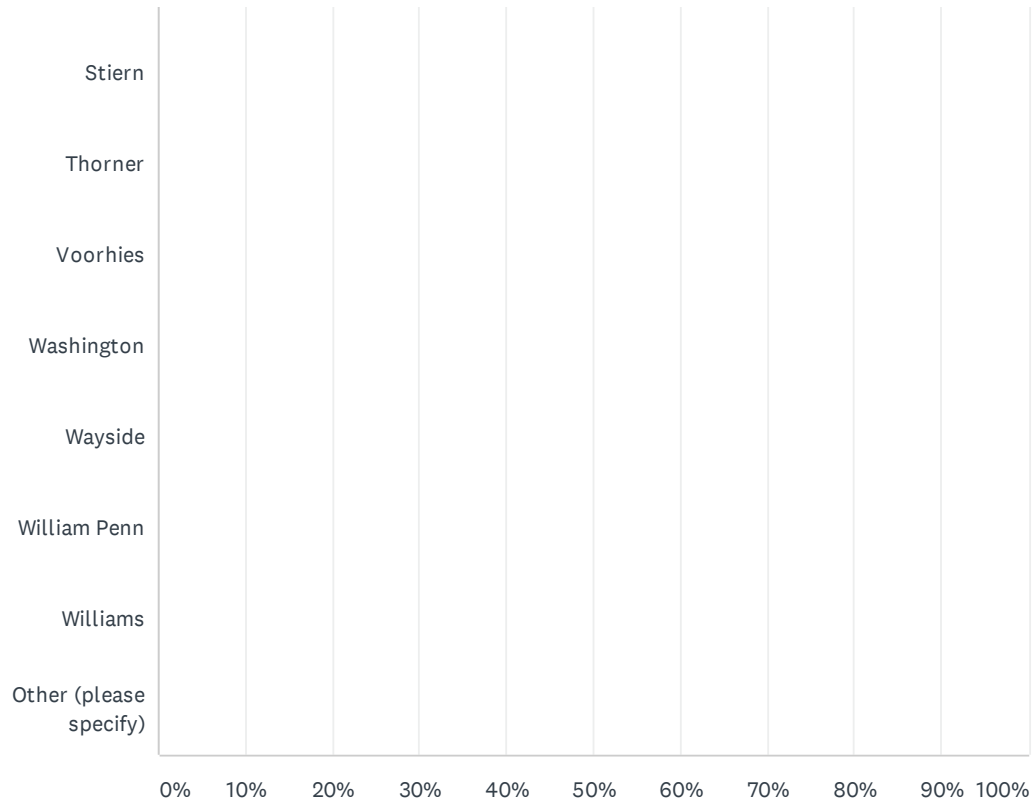
Answered: 8 Skipped: 0



2019-2020 BETA Administration/Site Climate Survey

Harris										
Horace Mann										
Hort										
Jefferson										
Longfellow										
McKinley										
Mt.Vernon										
Munsey										
Nichols										
Noble										
Nurses										
Owens Intermediate										
Owens Primary										
Pauly										
Pioneer										
Rafer Johnson										
Roosevelt										
Sequoia										
Sierra										
Special Ed Office										
Stella Hills										

2019-2020 BETA Administration/Site Climate Survey



2019-2020 BETA Administration/Site Climate Survey

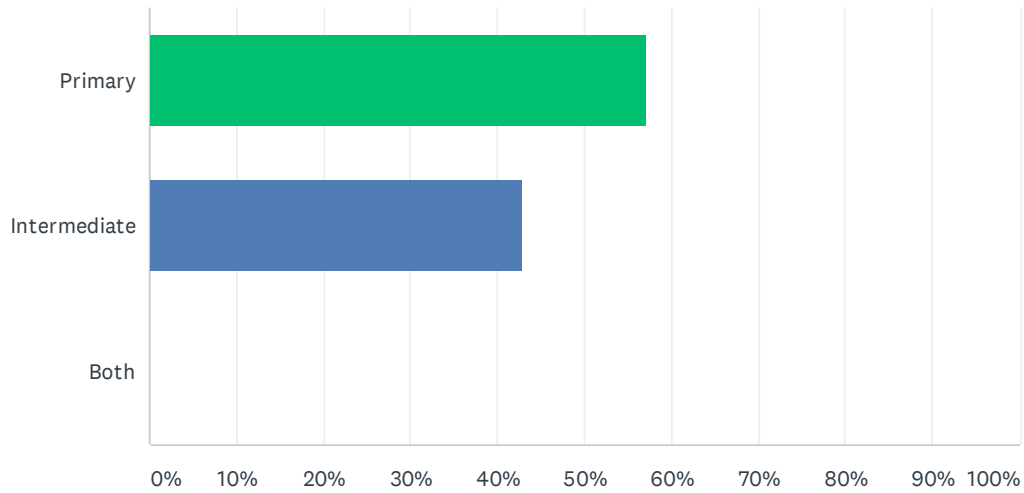
ANSWER CHOICES	RESPONSES	
Casa Loma	0.00%	0
Cato	0.00%	0
Chavez	0.00%	0
Chipman	0.00%	0
College Hts	0.00%	0
Compton	0.00%	0
Curran	0.00%	0
Downtown	0.00%	0
Ed Center	0.00%	0
Eissler	0.00%	0
Emerson	0.00%	0
Evergreen	0.00%	0
Fletcher	0.00%	0
Frank West	0.00%	0
Franklin	0.00%	0
Fremont	100.00%	8
Garza	0.00%	0
Harding	0.00%	0
Harris	0.00%	0
Horace Mann	0.00%	0
Hort	0.00%	0
Jefferson	0.00%	0
Longfellow	0.00%	0
McKinley	0.00%	0
Mt.Vernon	0.00%	0
Munsey	0.00%	0
Nichols	0.00%	0
Noble	0.00%	0
Nurses	0.00%	0
Owens Intermediate	0.00%	0
Owens Primary	0.00%	0
Pauly	0.00%	0

2019-2020 BETA Administration/Site Climate Survey

Pioneer	0.00%	0
Rafer Johnson	0.00%	0
Roosevelt	0.00%	0
Sequoia	0.00%	0
Sierra	0.00%	0
Special Ed Office	0.00%	0
Stella Hills	0.00%	0
Stiern	0.00%	0
Thorner	0.00%	0
Voorhies	0.00%	0
Washington	0.00%	0
Wayside	0.00%	0
William Penn	0.00%	0
Williams	0.00%	0
Other (please specify)	0.00%	0
Total Respondents: 8		

Q2 Instructional Grade Level or Support Services

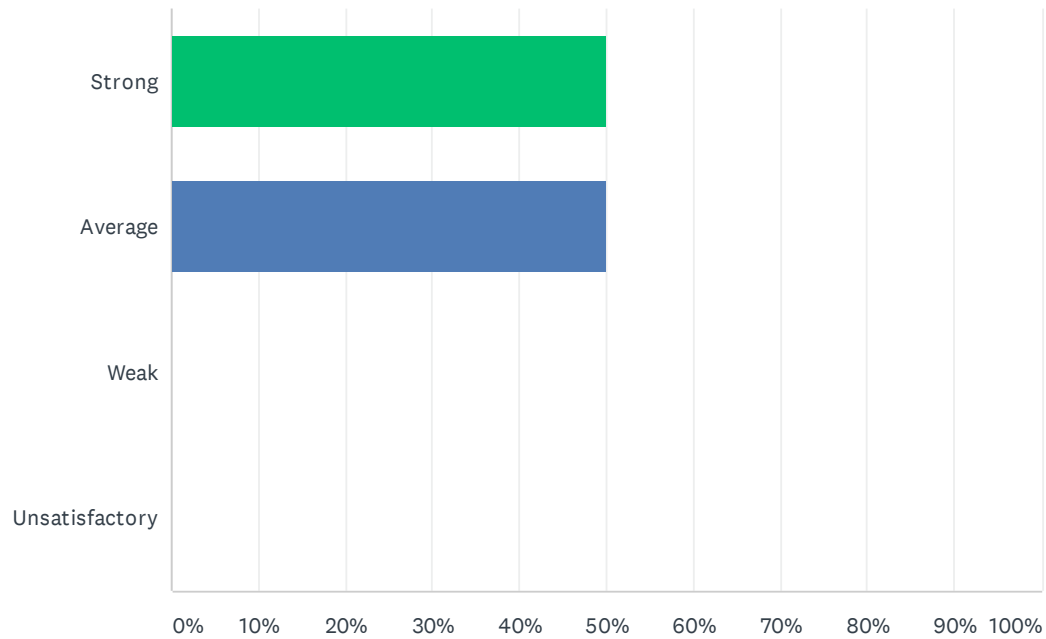
Answered: 7 Skipped: 1



ANSWER CHOICES	RESPONSES	
Primary	57.14%	4
Intermediate	42.86%	3
Both	0.00%	0
TOTAL		7

Q3 Site administration is sensitive to the needs of students, staff, and community.

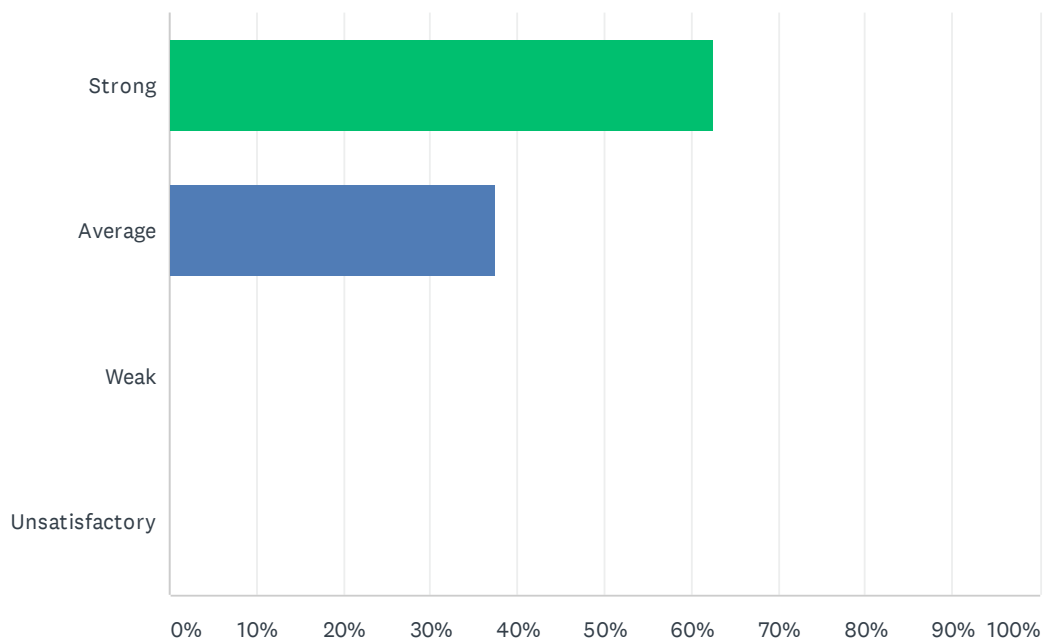
Answered: 8 Skipped: 0



ANSWER CHOICES	RESPONSES	
Strong	50.00%	4
Average	50.00%	4
Weak	0.00%	0
Unsatisfactory	0.00%	0
TOTAL		8

Q4 Site administration treats staff with respect; you feel like a valued member of a team

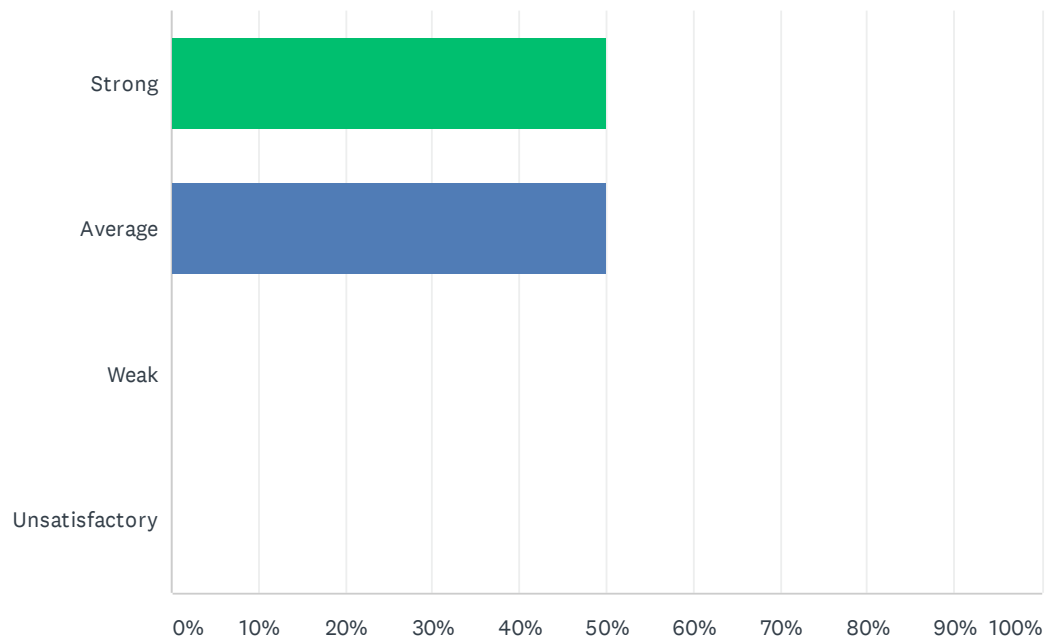
Answered: 8 Skipped: 0



ANSWER CHOICES	RESPONSES	
Strong	62.50%	5
Average	37.50%	3
Weak	0.00%	0
Unsatisfactory	0.00%	0
TOTAL		8

Q5 Site administration conducts classroom visits (walk-through) in least the disruptive manner and leaves timely feedback (within 24 hours).

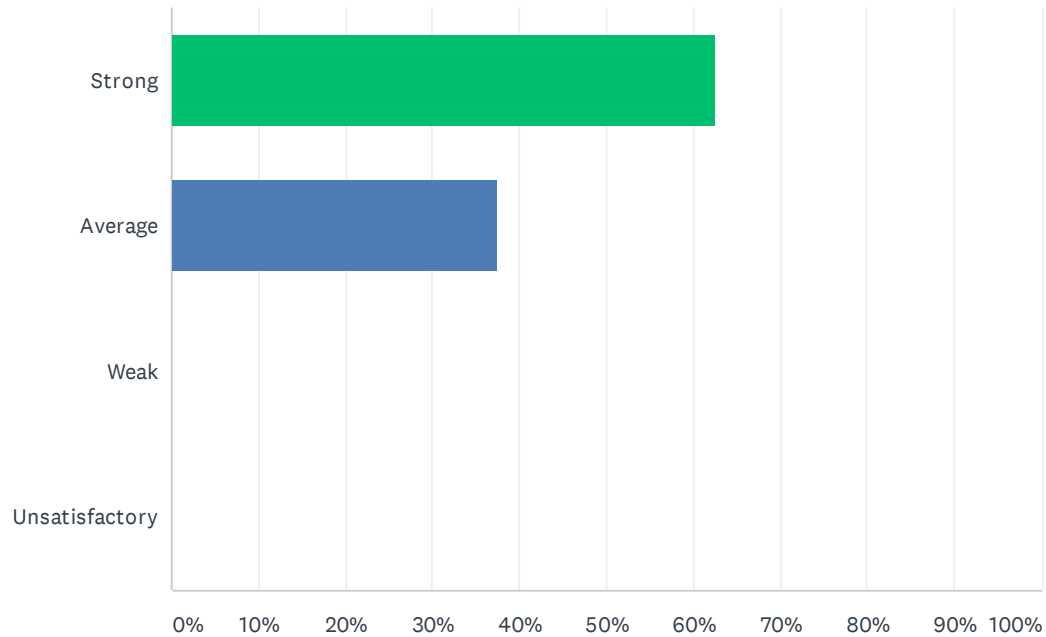
Answered: 8 Skipped: 0



ANSWER CHOICES	RESPONSES	
Strong	50.00%	4
Average	50.00%	4
Weak	0.00%	0
Unsatisfactory	0.00%	0
TOTAL		8

Q6 Site administration follows the contract and respects personal rights.

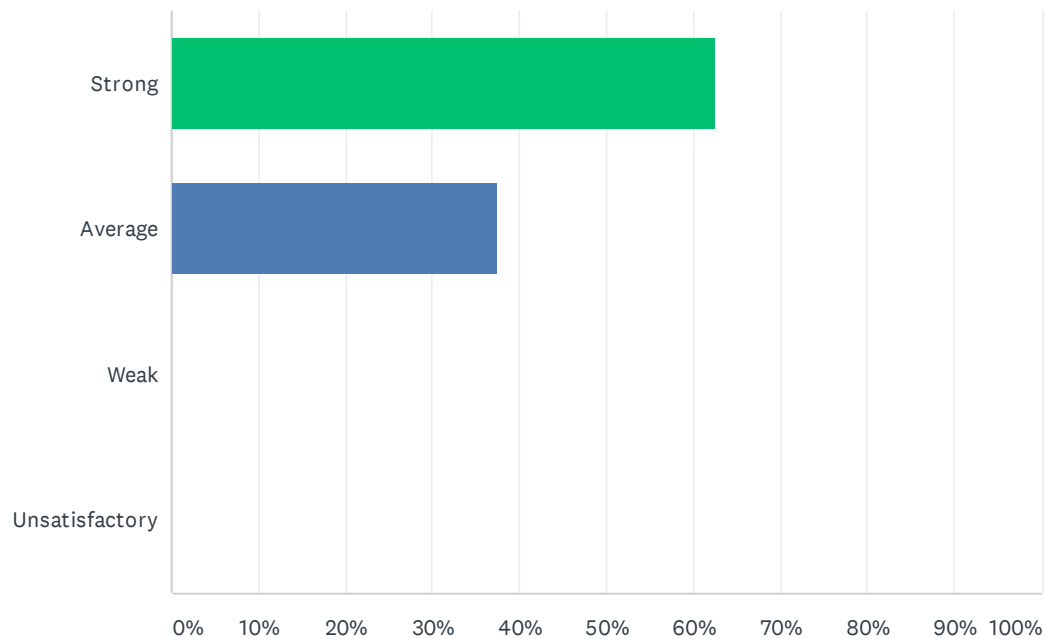
Answered: 8 Skipped: 0



ANSWER CHOICES	RESPONSES	
Strong	62.50%	5
Average	37.50%	3
Weak	0.00%	0
Unsatisfactory	0.00%	0
TOTAL		8

Q7 Administration utilizes staff according to their job description (ie. Coaches, APL's, Specialists & Staff).

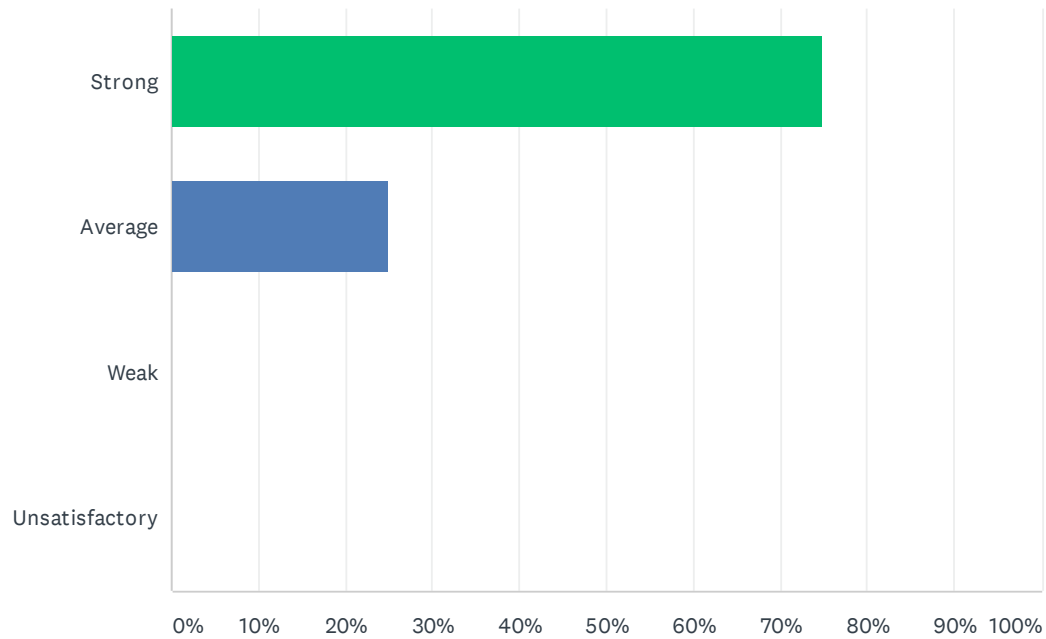
Answered: 8 Skipped: 0



ANSWER CHOICES	RESPONSES	
Strong	62.50%	5
Average	37.50%	3
Weak	0.00%	0
Unsatisfactory	0.00%	0
TOTAL		8

Q8 Administration maintains open communication with staff, parents, and students.

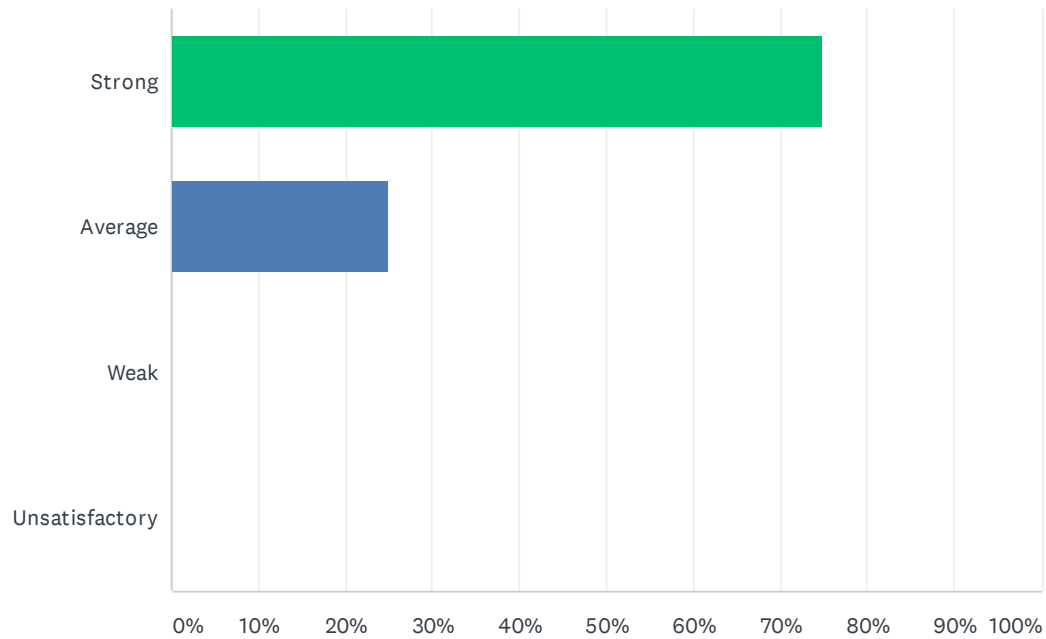
Answered: 8 Skipped: 0



ANSWER CHOICES	RESPONSES	
Strong	75.00%	6
Average	25.00%	2
Weak	0.00%	0
Unsatisfactory	0.00%	0
TOTAL		8

Q9 Administration supports staff against attacks and criticism from parents.

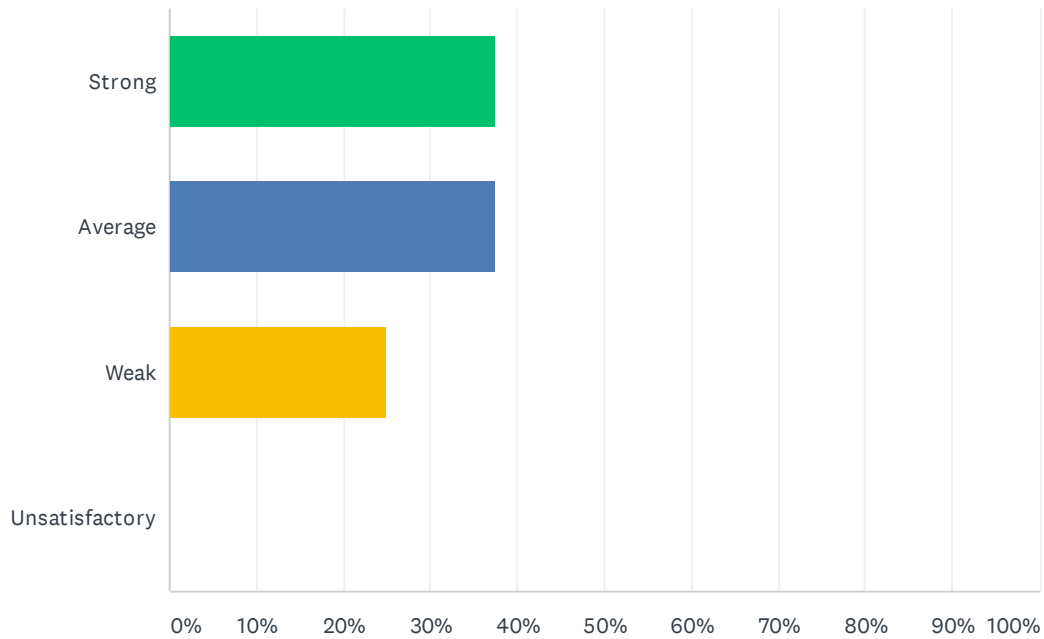
Answered: 8 Skipped: 0



ANSWER CHOICES	RESPONSES	
Strong	75.00%	6
Average	25.00%	2
Weak	0.00%	0
Unsatisfactory	0.00%	0
TOTAL		8

Q10 Site administration treats all teachers equally; there is no preferential treatment.

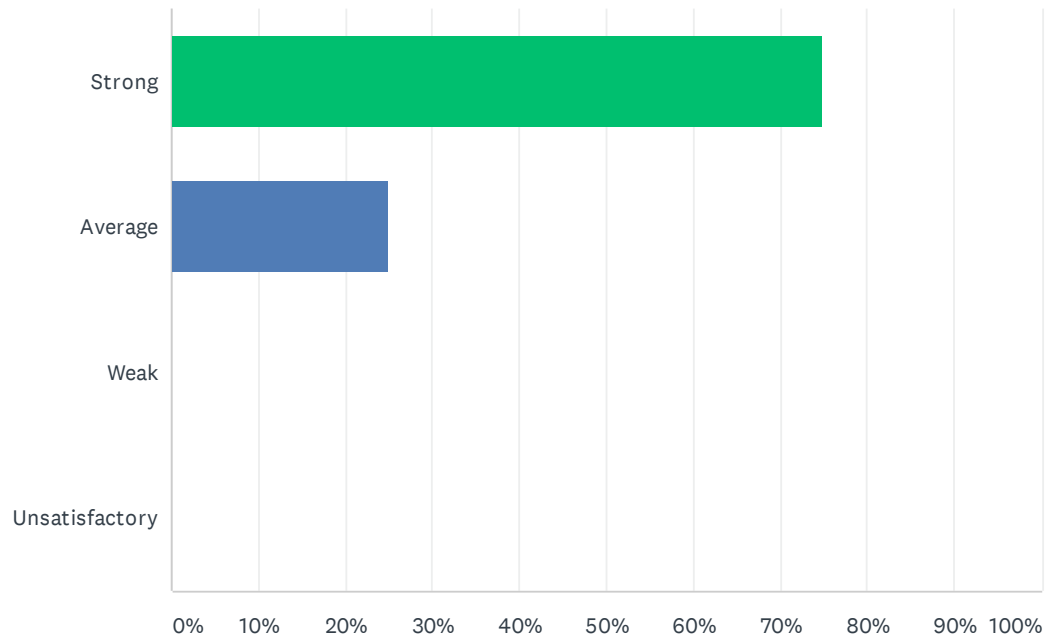
Answered: 8 Skipped: 0



ANSWER CHOICES	RESPONSES	
Strong	37.50%	3
Average	37.50%	3
Weak	25.00%	2
Unsatisfactory	0.00%	0
TOTAL		8

Q11 Administration supports classroom discipline procedures and follows District discipline guidelines.

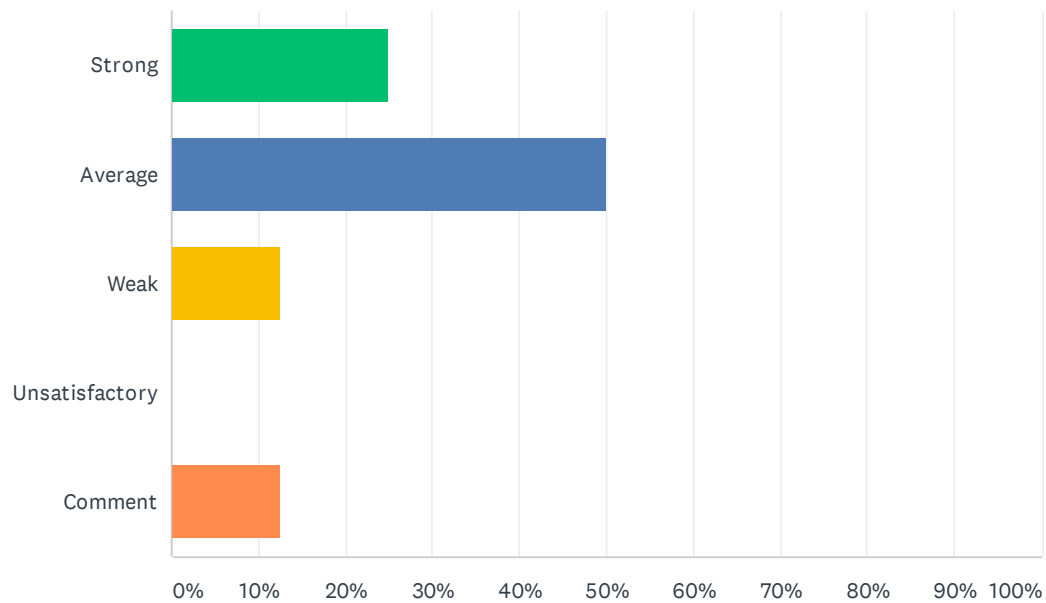
Answered: 8 Skipped: 0



ANSWER CHOICES	RESPONSES	
Strong	75.00%	6
Average	25.00%	2
Weak	0.00%	0
Unsatisfactory	0.00%	0
TOTAL		8

Q12 Administration processes ODR's (Office Disciplinary Referrals) within 48 hours and supports staff when discipline moves beyond classroom managed behaviors.

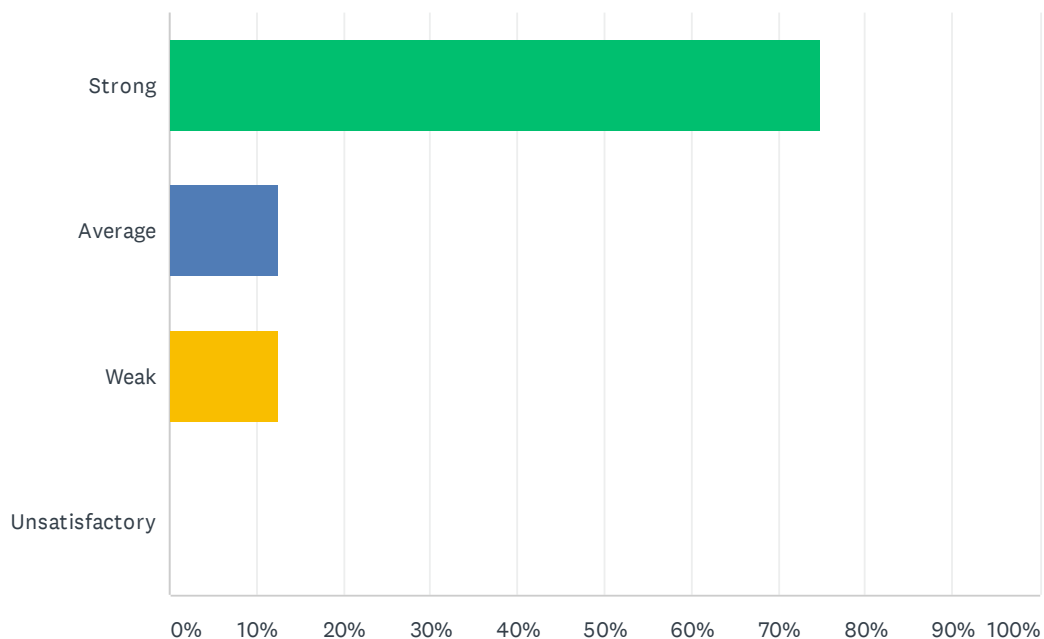
Answered: 8 Skipped: 0



ANSWER CHOICES	RESPONSES	
Strong	25.00%	2
Average	50.00%	4
Weak	12.50%	1
Unsatisfactory	0.00%	0
Comment	12.50%	1
TOTAL		8

Q13 Administration treats teachers as professionals; the teacher's word is not disregarded in favor of the student's.

Answered: 8 Skipped: 0



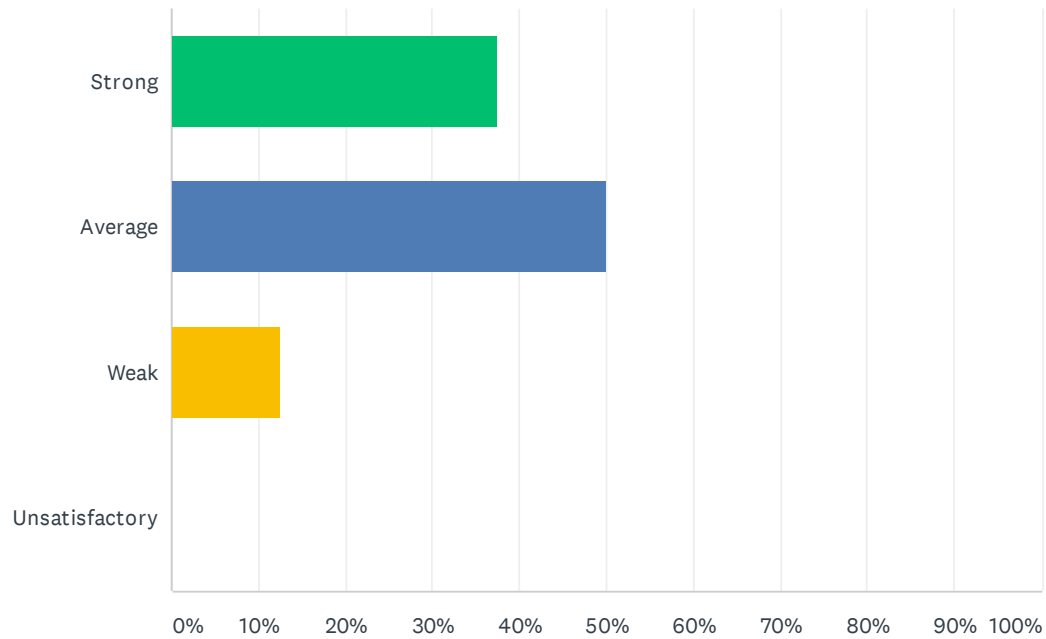
ANSWER CHOICES	RESPONSES	
Strong	75.00%	6
Average	12.50%	1
Weak	12.50%	1
Unsatisfactory	0.00%	0
TOTAL		8

Q14 How do you feel that your administration positively/negatively impacts working conditions at your site?

Answered: 6 Skipped: 2

Q15 Site staff is involved in setting school policies and budgetary priorities.

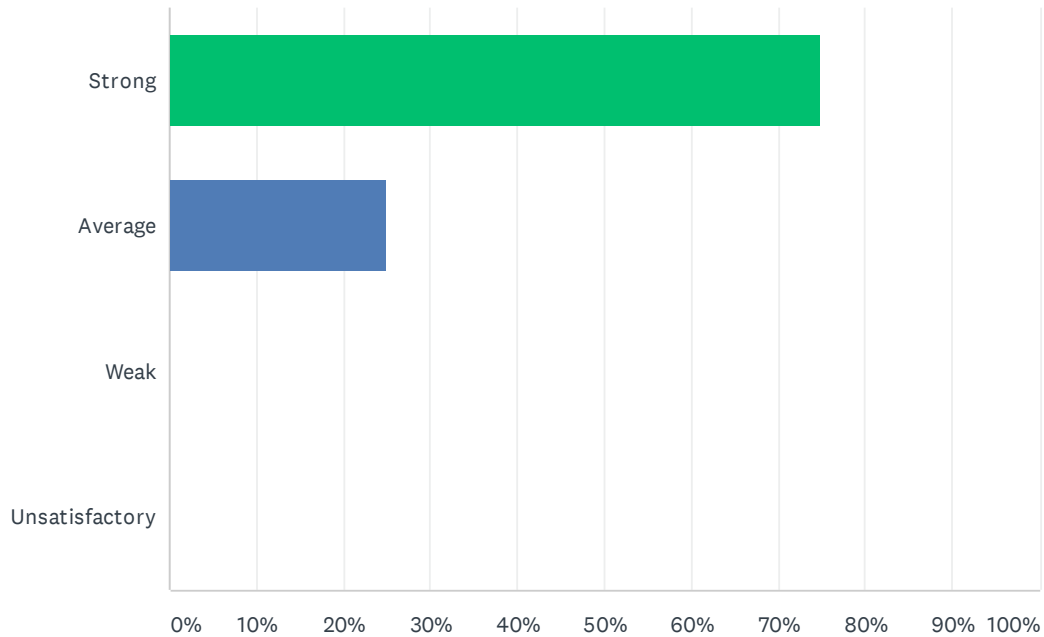
Answered: 8 Skipped: 0



ANSWER CHOICES	RESPONSES	
Strong	37.50%	3
Average	50.00%	4
Weak	12.50%	1
Unsatisfactory	0.00%	0
TOTAL		8

Q16 Site meetings are productive and not excessive.

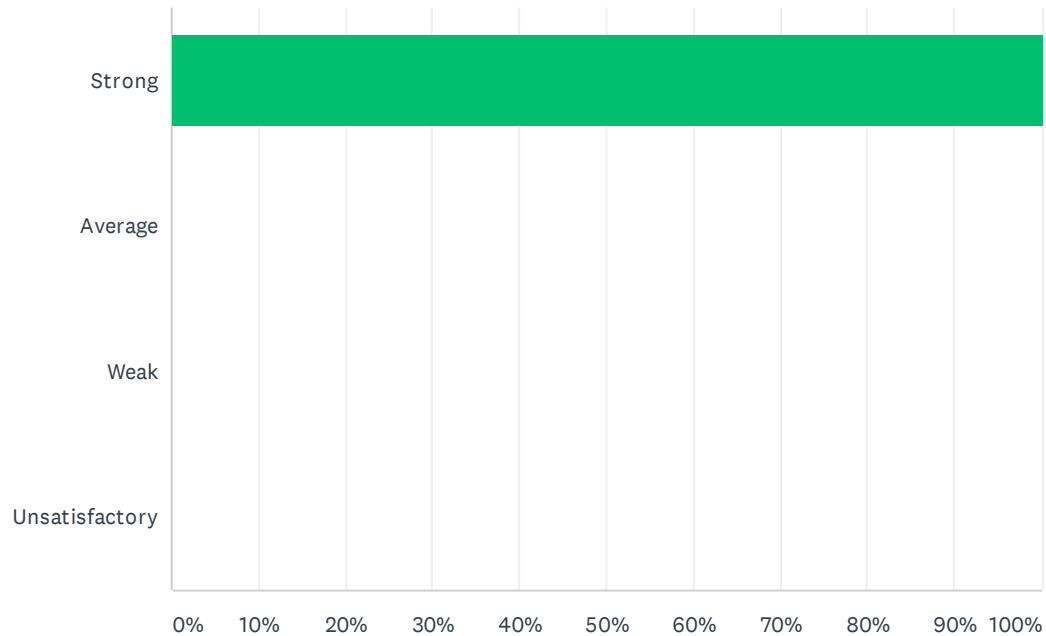
Answered: 8 Skipped: 0



ANSWER CHOICES	RESPONSES	
Strong	75.00%	6
Average	25.00%	2
Weak	0.00%	0
Unsatisfactory	0.00%	0
TOTAL		8

Q17 Bank days are used for PLC activities; Site administration uses two Bank Days a month and staff gets uninterrupted planning/preparation time twice a month during Bank Days.

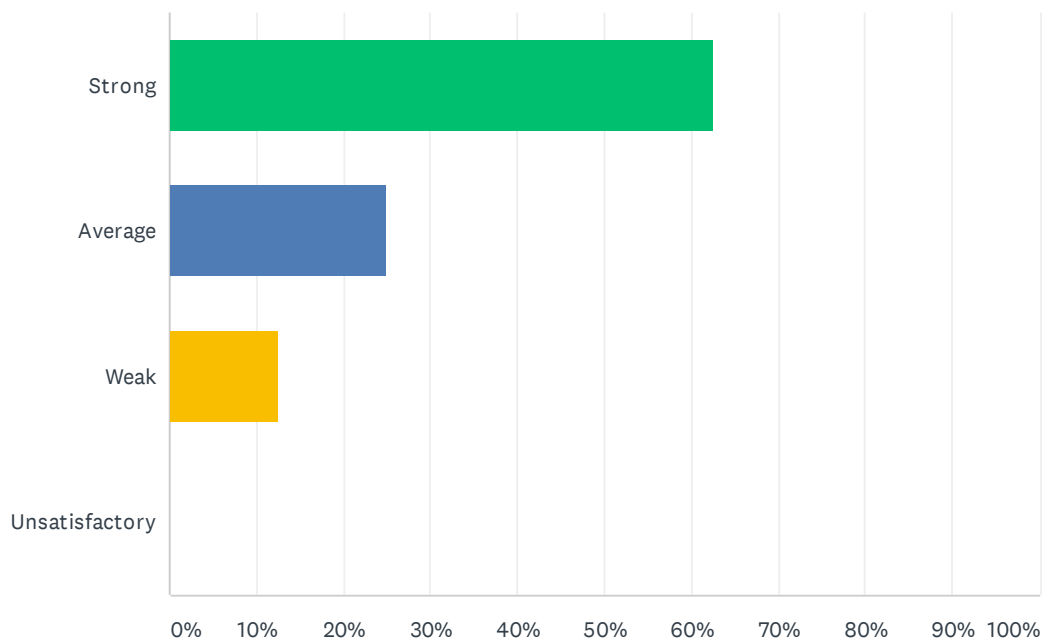
Answered: 8 Skipped: 0



ANSWER CHOICES	RESPONSES	
Strong	100.00%	8
Average	0.00%	0
Weak	0.00%	0
Unsatisfactory	0.00%	0
TOTAL		8

Q18 My site receives daily consecutive uninterrupted planning/preparation time. (30 minutes / 40 minutes)

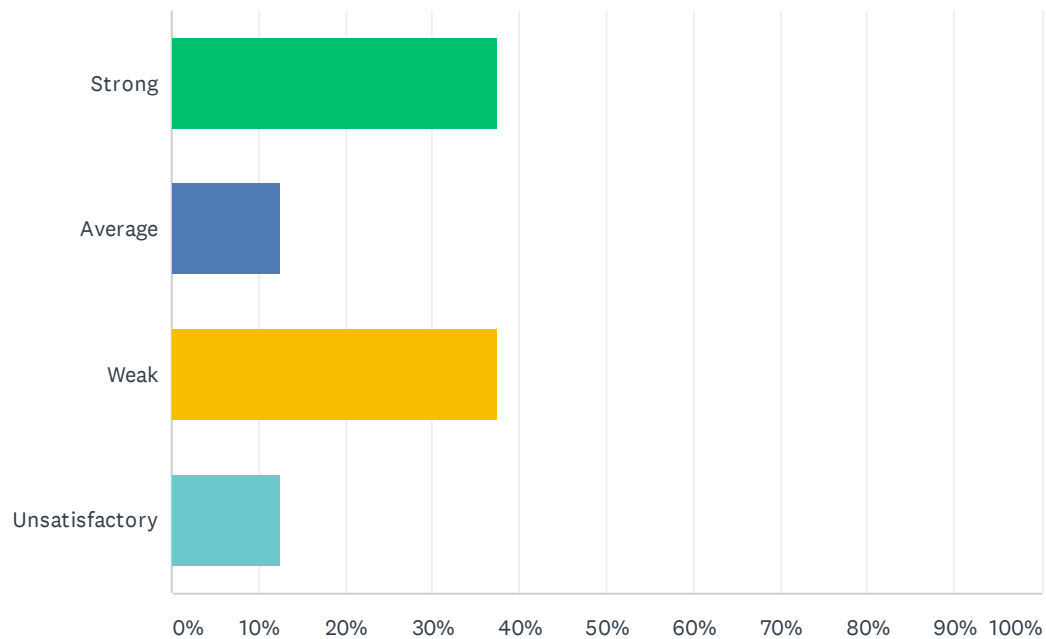
Answered: 8 Skipped: 0



ANSWER CHOICES	RESPONSES	
Strong	62.50%	5
Average	25.00%	2
Weak	12.50%	1
Unsatisfactory	0.00%	0
TOTAL		8

Q19 Staff is given time to input district required data (ie. Benchmarks, Dibels, CFAs, Report Card, and etc).

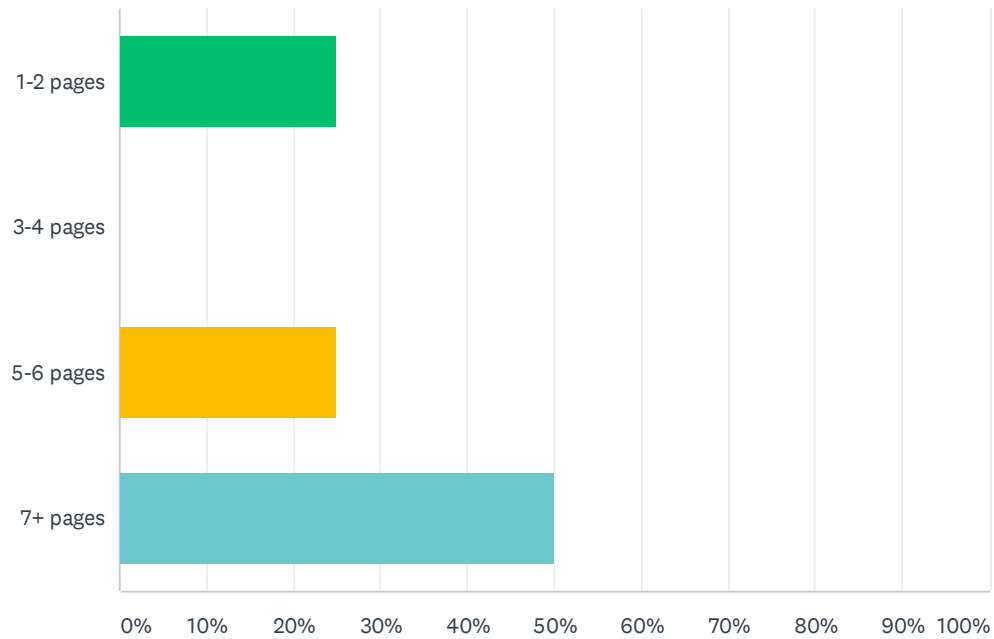
Answered: 8 Skipped: 0



ANSWER CHOICES	RESPONSES	
Strong	37.50%	3
Average	12.50%	1
Weak	37.50%	3
Unsatisfactory	12.50%	1
TOTAL		8

Q20 Teachers are required to submit complete, but not excessively lengthy lesson plans.

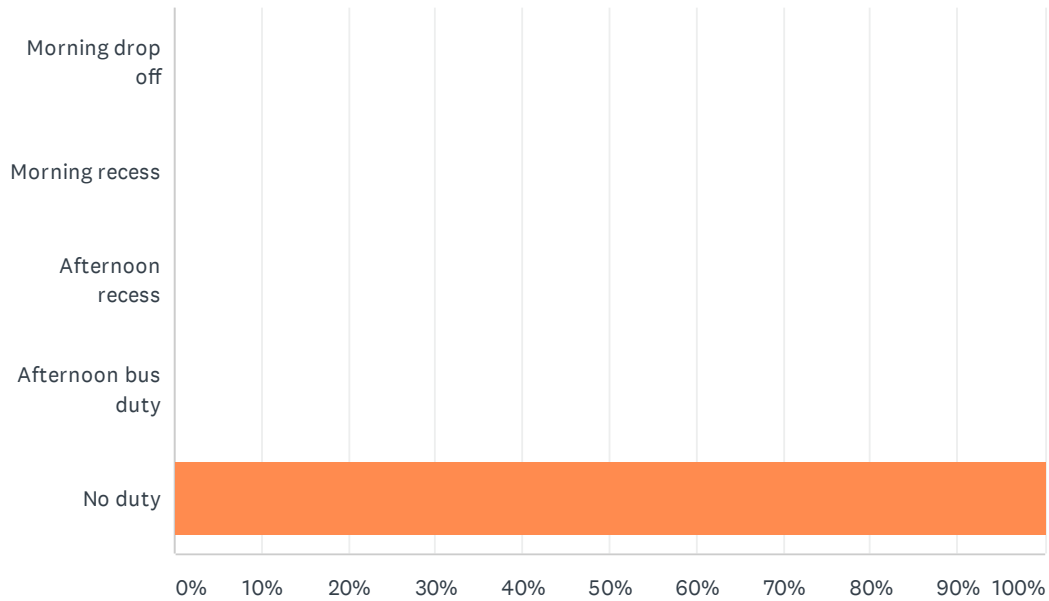
Answered: 8 Skipped: 0



ANSWER CHOICES	RESPONSES	
1-2 pages	25.00%	2
3-4 pages	0.00%	0
5-6 pages	25.00%	2
7+ pages	50.00%	4
TOTAL		8

Q21 Staff has recess and/or bus duty.

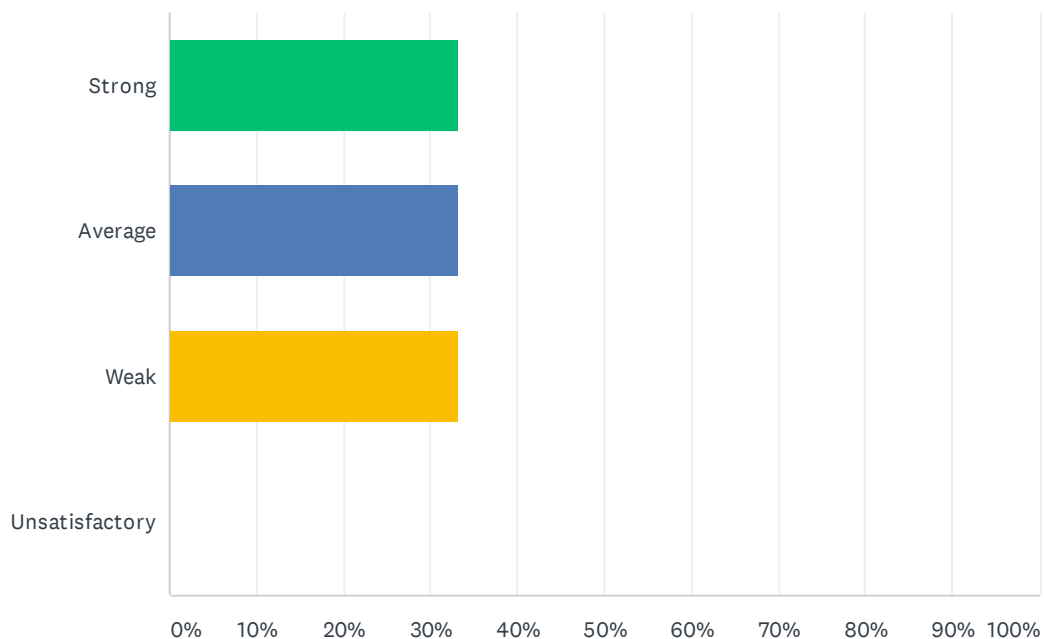
Answered: 8 Skipped: 0



ANSWER CHOICES	RESPONSES	
Morning drop off	0.00%	0
Morning recess	0.00%	0
Afternoon recess	0.00%	0
Afternoon bus duty	0.00%	0
No duty	100.00%	8
Total Respondents: 8		

Q22 The Special Education Department is assisting you with your questions, problems, and concerns.

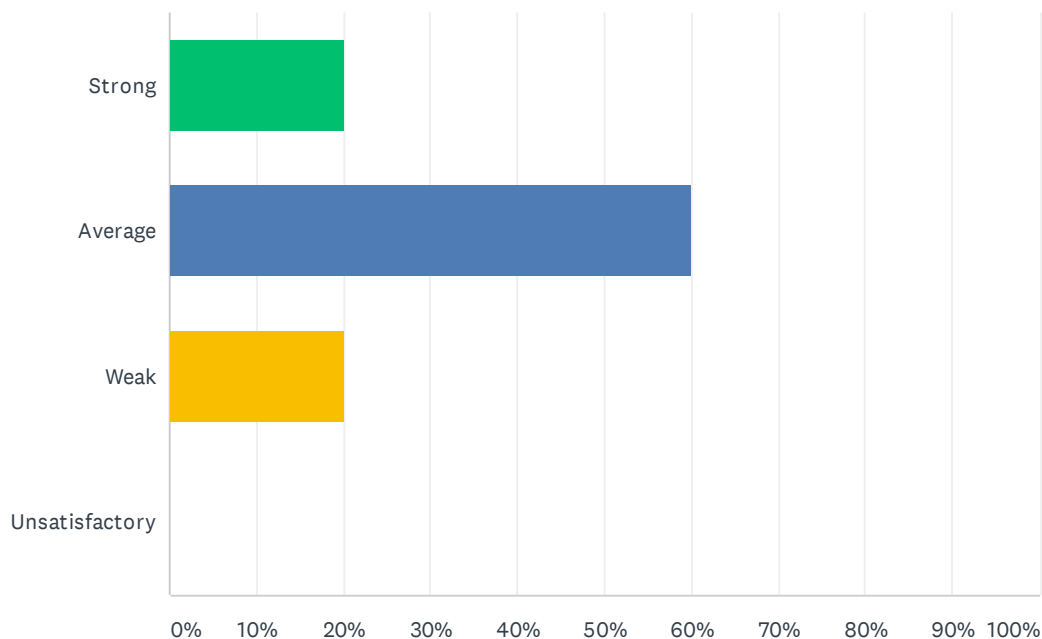
Answered: 6 Skipped: 2



ANSWER CHOICES	RESPONSES	
Strong	33.33%	2
Average	33.33%	2
Weak	33.33%	2
Unsatisfactory	0.00%	0
TOTAL		6

Q23 Special Education class size is balanced within each program to ensure student safety and individualized instruction.

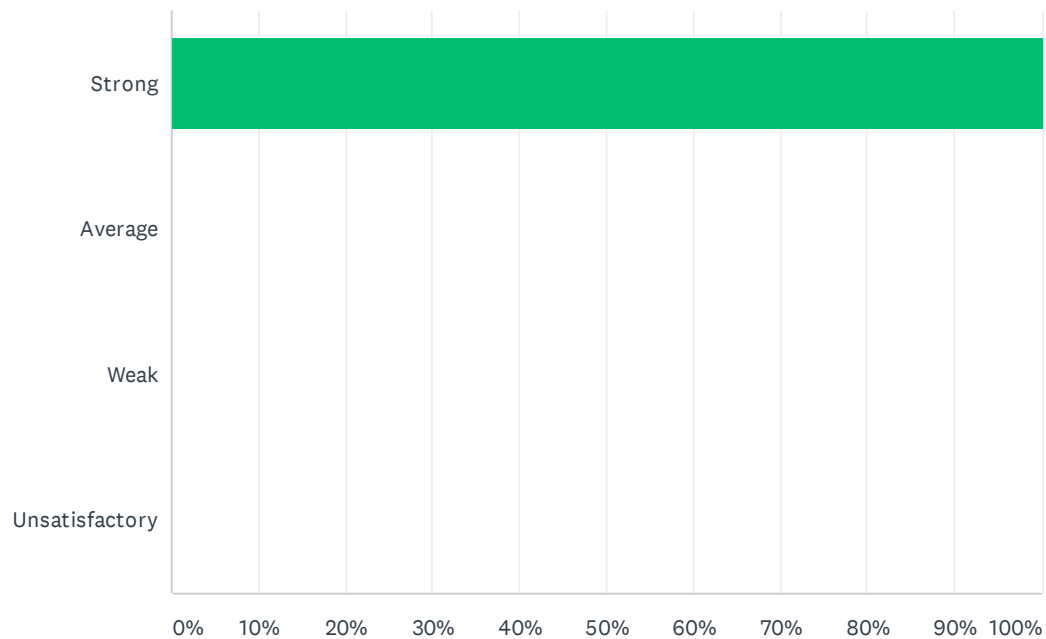
Answered: 5 Skipped: 3



ANSWER CHOICES	RESPONSES	
Strong	20.00%	1
Average	60.00%	3
Weak	20.00%	1
Unsatisfactory	0.00%	0
TOTAL		5

Q24 Special education teachers have opportunities to participate in school-based, content area staff development.

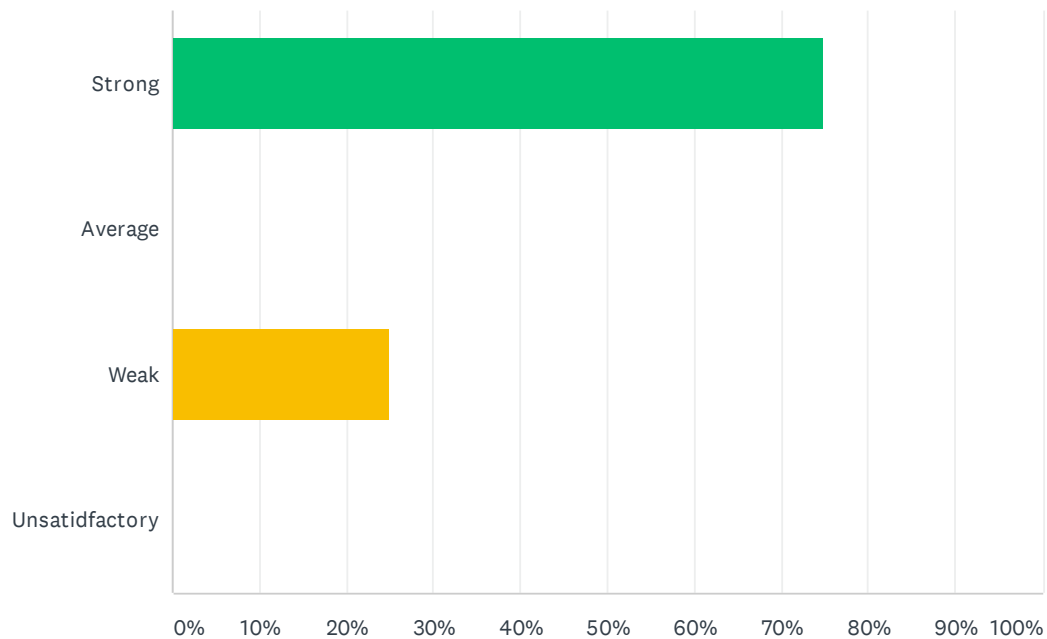
Answered: 4 Skipped: 4



ANSWER CHOICES	RESPONSES	
Strong	100.00%	4
Average	0.00%	0
Weak	0.00%	0
Unsatisfactory	0.00%	0
TOTAL		4

Q25 Special education teachers have needed access to ALL instructional resources provided to the general education teachers.

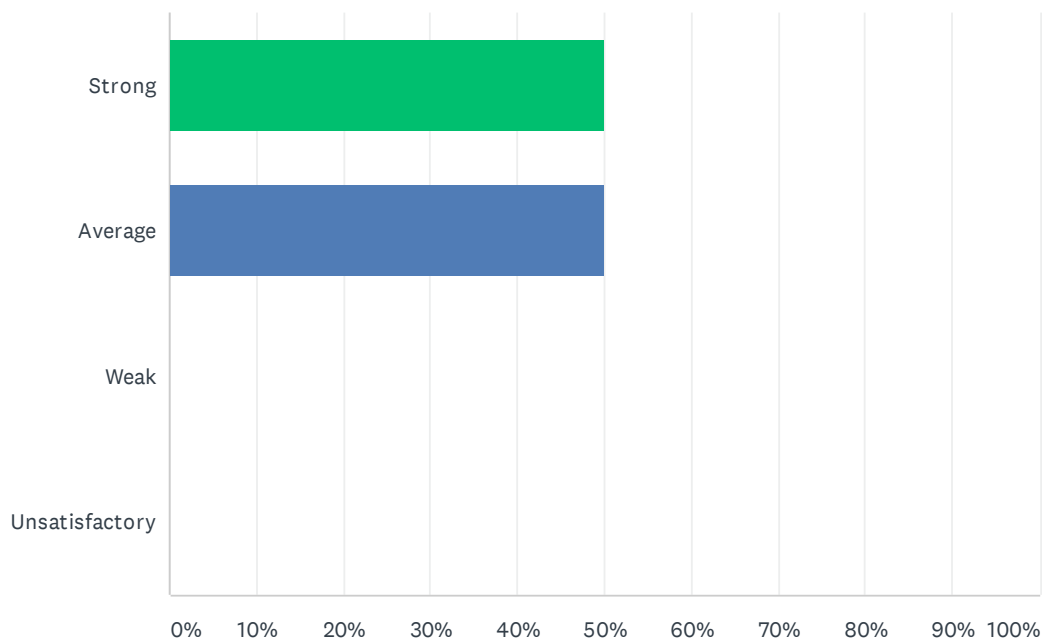
Answered: 4 Skipped: 4



ANSWER CHOICES	RESPONSES	
Strong	75.00%	3
Average	0.00%	0
Weak	25.00%	1
Unsatisfactory	0.00%	0
TOTAL		4

Q26 Special education teachers are adequately trained in the administration of state assessments and District IEP's.

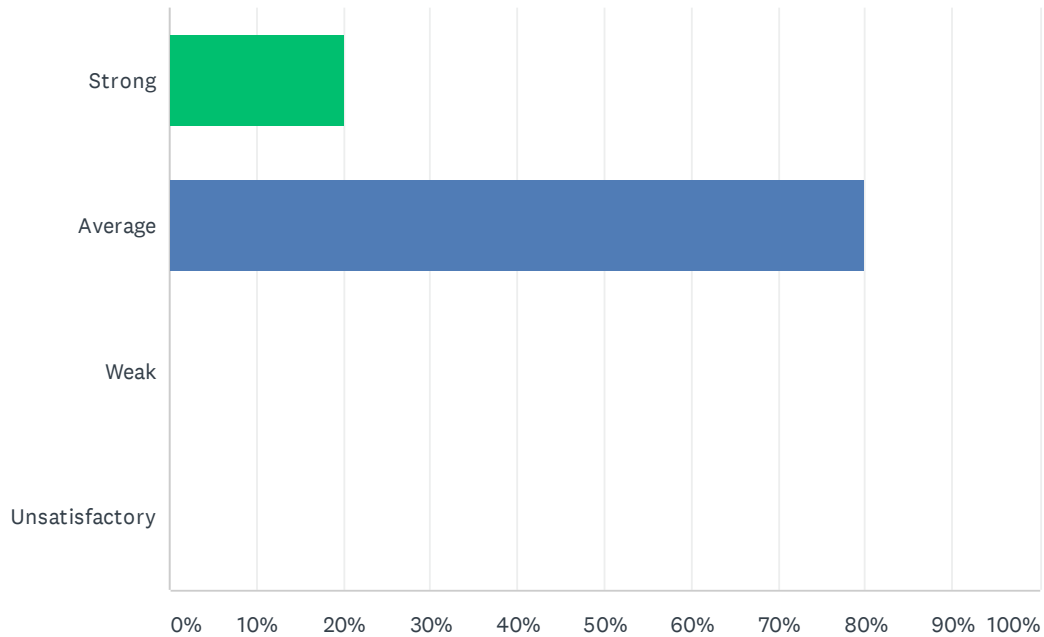
Answered: 4 Skipped: 4



ANSWER CHOICES	RESPONSES	
Strong	50.00%	2
Average	50.00%	2
Weak	0.00%	0
Unsatisfactory	0.00%	0
TOTAL		4

Q27 The site principal is accessible to discuss special education issues.

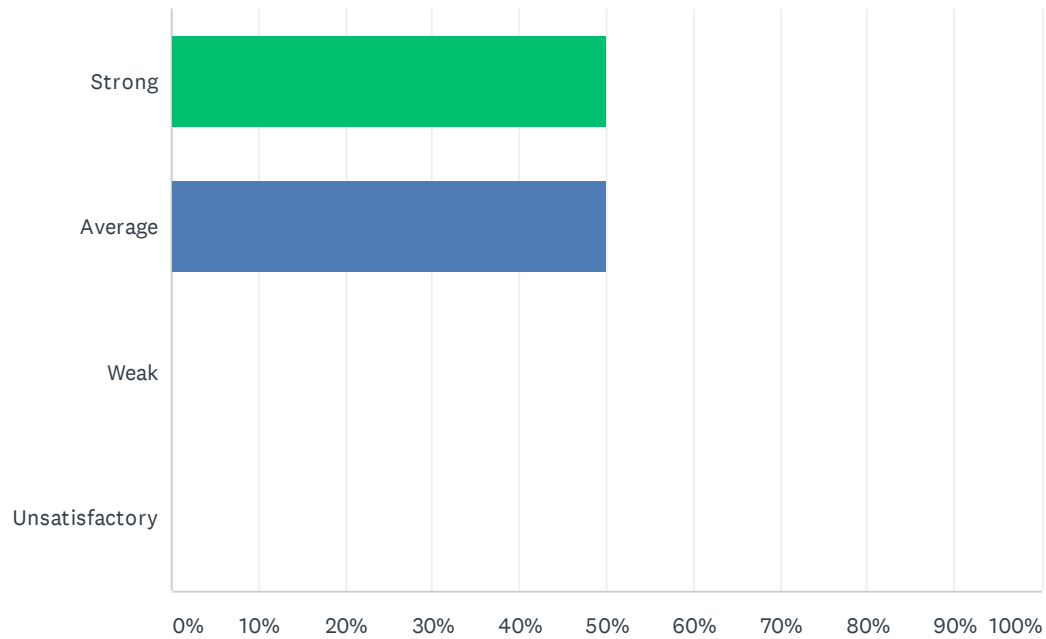
Answered: 5 Skipped: 3



ANSWER CHOICES	RESPONSES	
Strong	20.00%	1
Average	80.00%	4
Weak	0.00%	0
Unsatisfactory	0.00%	0
TOTAL		5

Q28 The site principal promotes equal opportunities for all students to learn.

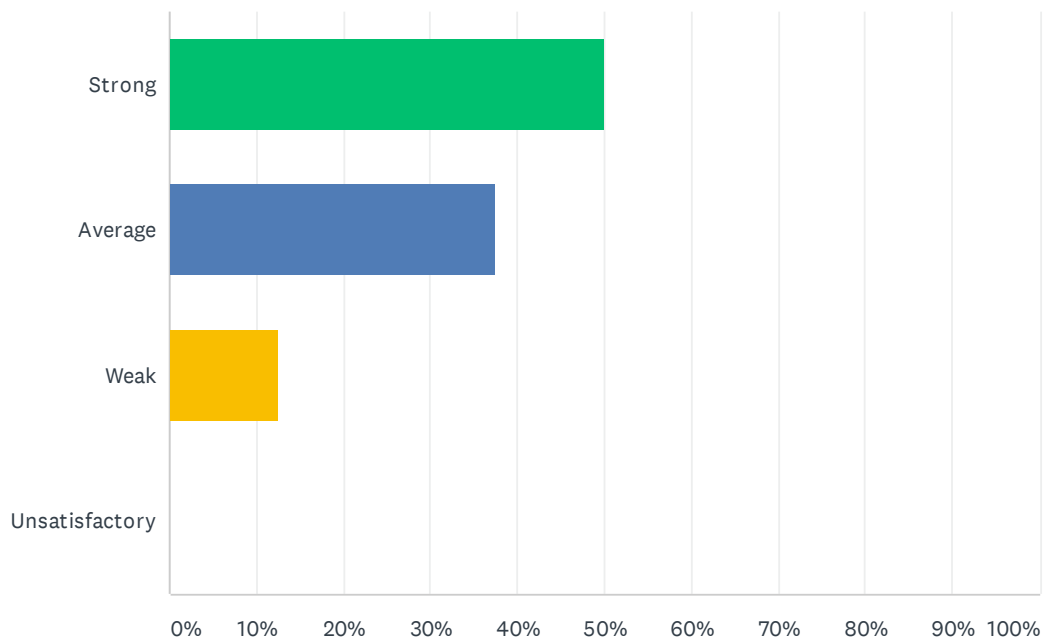
Answered: 6 Skipped: 2



ANSWER CHOICES	RESPONSES	
Strong	50.00%	3
Average	50.00%	3
Weak	0.00%	0
Unsatisfactory	0.00%	0
TOTAL		6

Q29 PBIS is used effectively and is improving behavior.

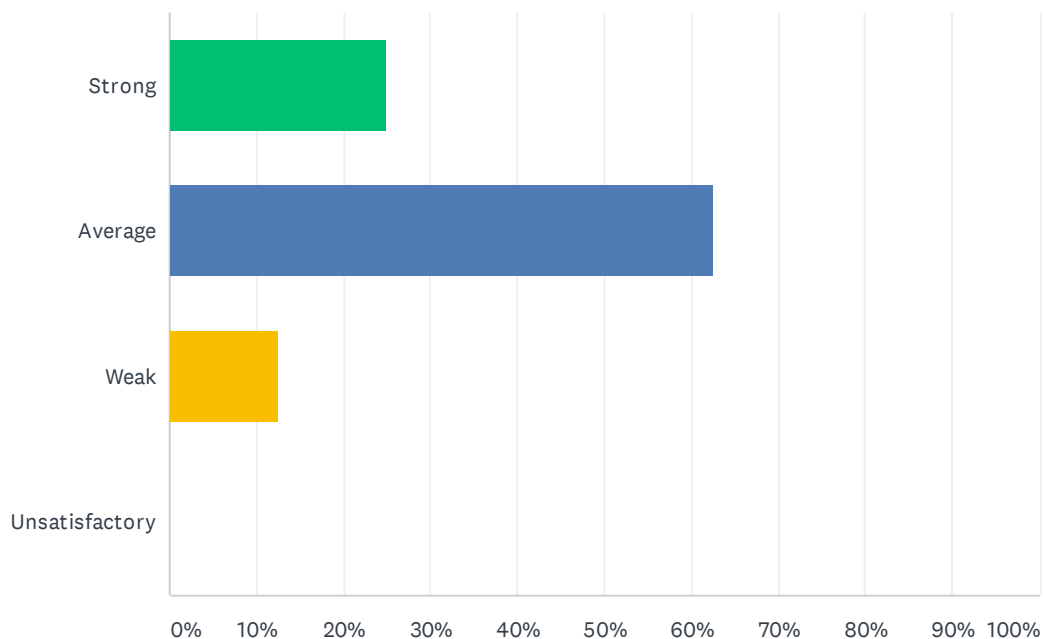
Answered: 8 Skipped: 0



ANSWER CHOICES	RESPONSES	
Strong	50.00%	4
Average	37.50%	3
Weak	12.50%	1
Unsatisfactory	0.00%	0
TOTAL		8

Q30 PBIS and Behavior Intervention Specialists are creating a safer environment at my site.

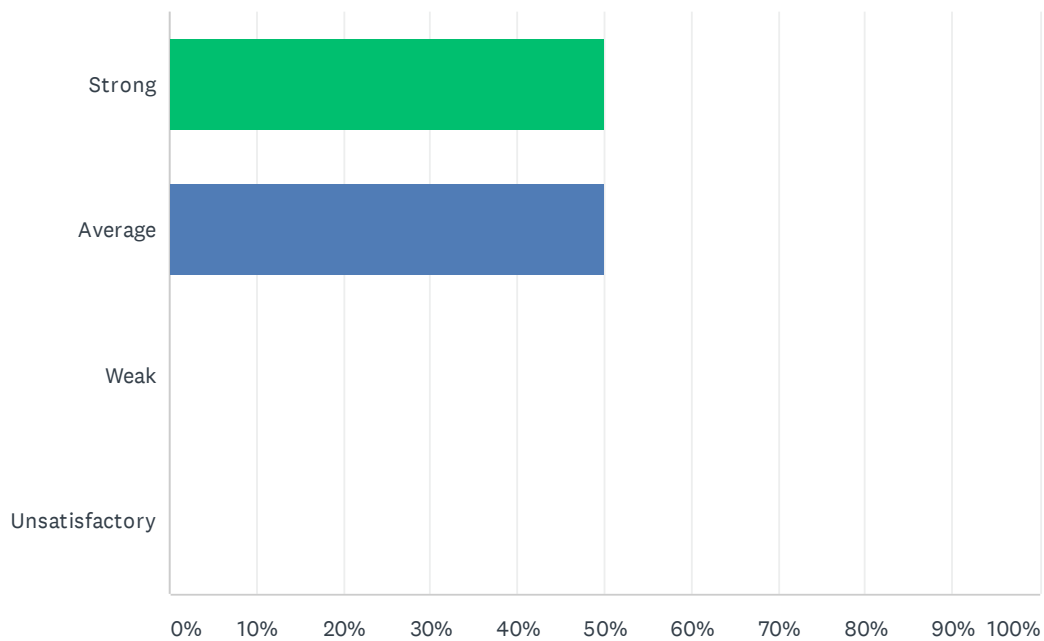
Answered: 8 Skipped: 0



ANSWER CHOICES	RESPONSES	
Strong	25.00%	2
Average	62.50%	5
Weak	12.50%	1
Unsatisfactory	0.00%	0
TOTAL		8

Q31 Staff and students feel safe at my site.

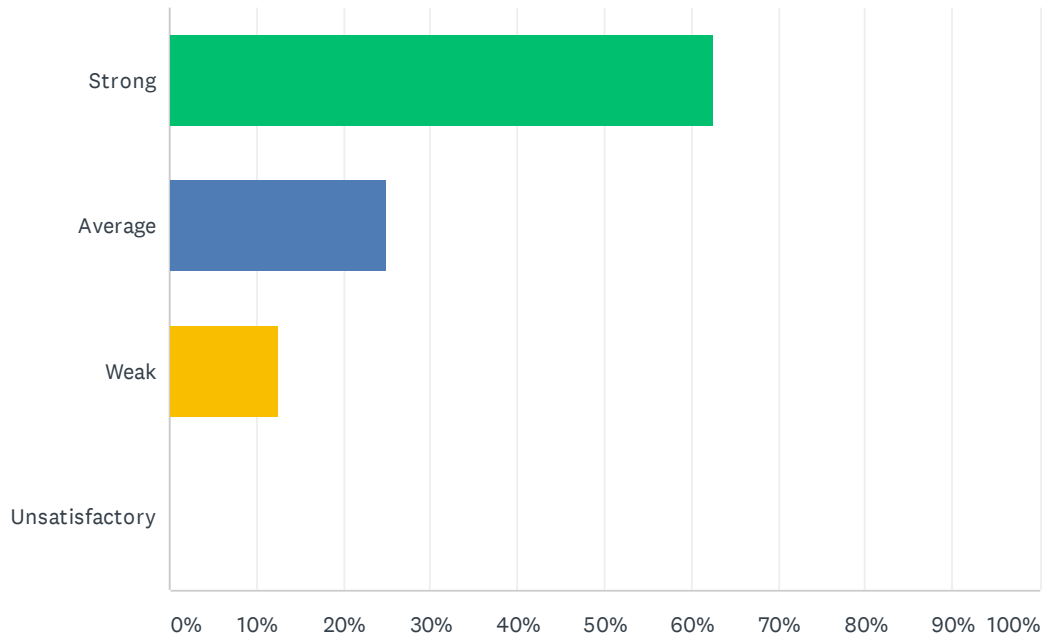
Answered: 8 Skipped: 0



ANSWER CHOICES	RESPONSES	
Strong	50.00%	4
Average	50.00%	4
Weak	0.00%	0
Unsatisfactory	0.00%	0
TOTAL		8

Q32 Discipline is improving at my site and not interfering with learning.

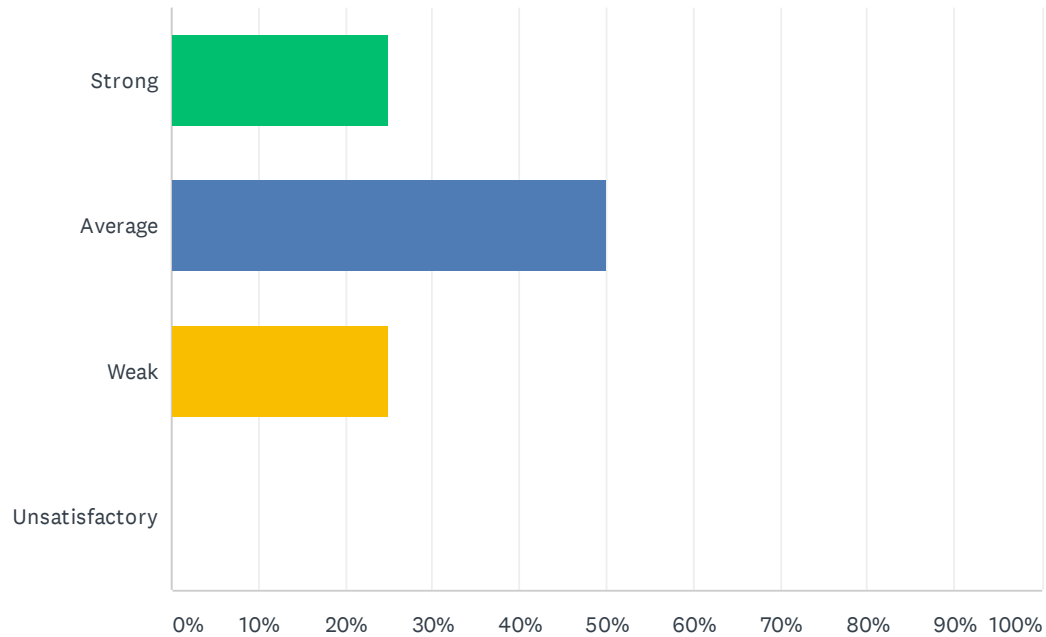
Answered: 8 Skipped: 0



ANSWER CHOICES	RESPONSES	
Strong	62.50%	5
Average	25.00%	2
Weak	12.50%	1
Unsatisfactory	0.00%	0
TOTAL		8

Q33 Positive referrals are an effective tool in improving discipline.

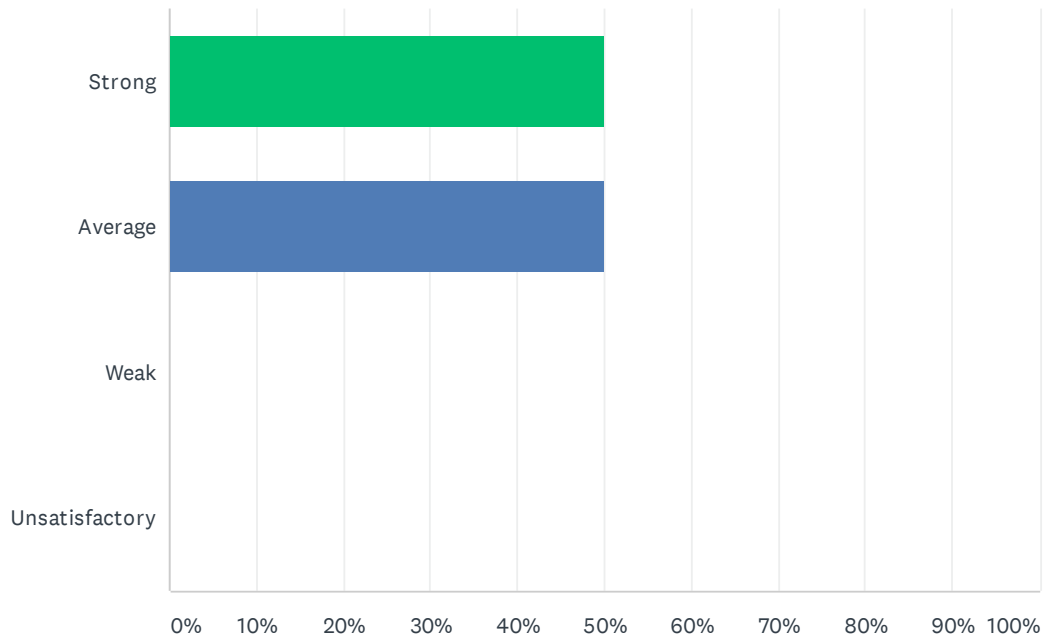
Answered: 8 Skipped: 0



ANSWER CHOICES	RESPONSES	
Strong	25.00%	2
Average	50.00%	4
Weak	25.00%	2
Unsatisfactory	0.00%	0
TOTAL		8

Q34 When ODR's (office disciplinary referral) are written the teacher's word is valued and trusted.

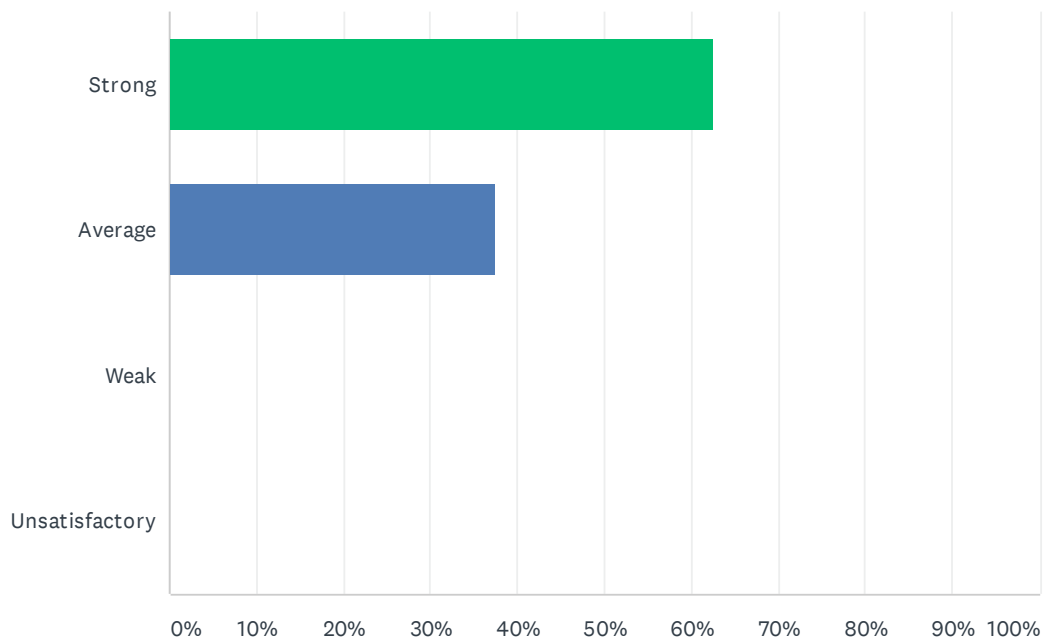
Answered: 8 Skipped: 0



ANSWER CHOICES	RESPONSES	
Strong	50.00%	4
Average	50.00%	4
Weak	0.00%	0
Unsatisfactory	0.00%	0
TOTAL		8

Q35 My site has a positive atmosphere.

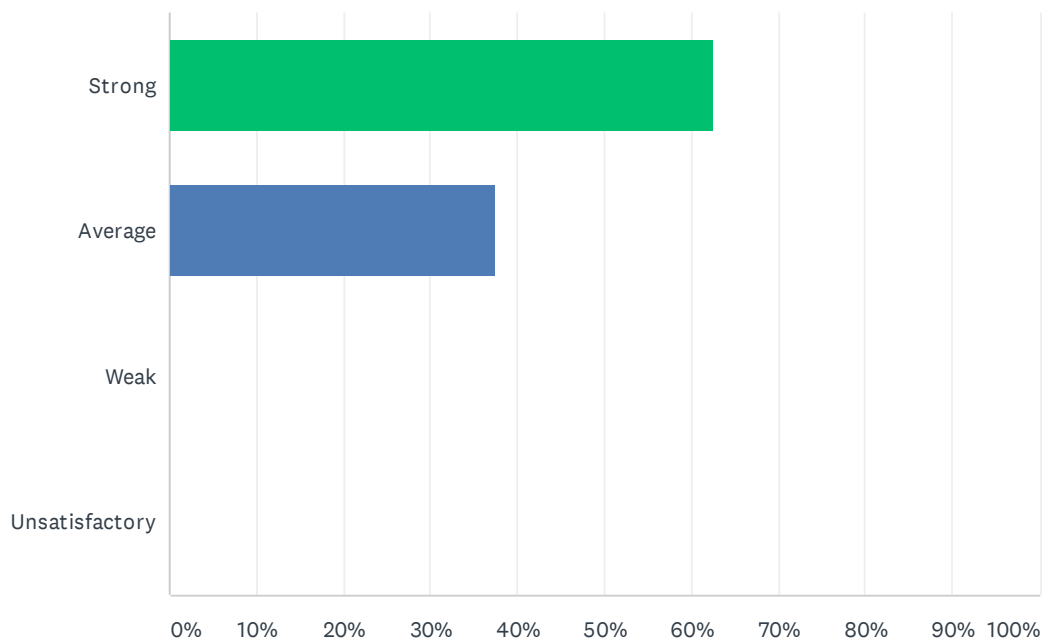
Answered: 8 Skipped: 0



ANSWER CHOICES	RESPONSES	
Strong	62.50%	5
Average	37.50%	3
Weak	0.00%	0
Unsatisfactory	0.00%	0
TOTAL		8

Q36 I would recommend my site to other employees and prospective teachers.

Answered: 8 Skipped: 0



ANSWER CHOICES	RESPONSES	
Strong	62.50%	5
Average	37.50%	3
Weak	0.00%	0
Unsatisfactory	0.00%	0
TOTAL		8

Q1 School Site (If you work at multiple sites choose your home site OR complete a survey for each site at which you spend significant time.)

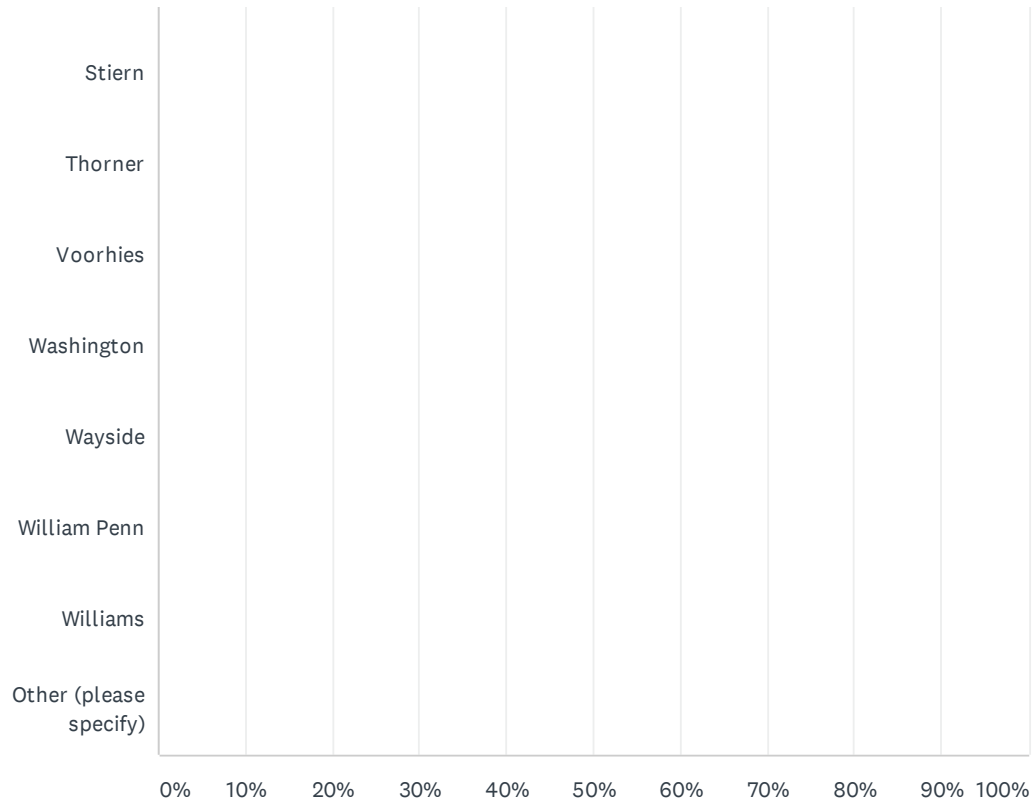
Answered: 15 Skipped: 0

Casa Loma											
Cato											
Chavez											
Chipman											
College Hts											
Compton											
Curran											
Downtown											
Ed Center											
Eissler											
Emerson											
Evergreen											
Fletcher											
Frank West											
Franklin											
Fremont											
Garza											
Harding											

2019-2020 BETA Administration/Site Climate Survey

[illegible]

2019-2020 BETA Administration/Site Climate Survey



2019-2020 BETA Administration/Site Climate Survey

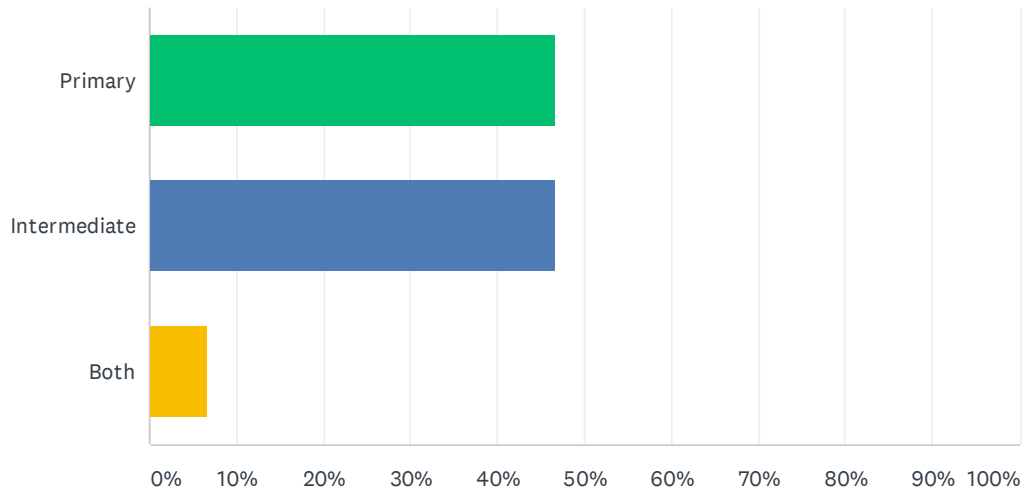
ANSWER CHOICES	RESPONSES	
Casa Loma	0.00%	0
Cato	0.00%	0
Chavez	0.00%	0
Chipman	0.00%	0
College Hts	0.00%	0
Compton	0.00%	0
Curran	0.00%	0
Downtown	0.00%	0
Ed Center	0.00%	0
Eissler	0.00%	0
Emerson	0.00%	0
Evergreen	0.00%	0
Fletcher	0.00%	0
Frank West	0.00%	0
Franklin	0.00%	0
Fremont	0.00%	0
Garza	0.00%	0
Harding	0.00%	0
Harris	100.00%	15
Horace Mann	0.00%	0
Hort	0.00%	0
Jefferson	0.00%	0
Longfellow	0.00%	0
McKinley	0.00%	0
Mt.Vernon	0.00%	0
Munsey	0.00%	0
Nichols	0.00%	0
Noble	0.00%	0
Nurses	0.00%	0
Owens Intermediate	0.00%	0
Owens Primary	0.00%	0
Pauly	0.00%	0

2019-2020 BETA Administration/Site Climate Survey

Pioneer	0.00%	0
Rafer Johnson	0.00%	0
Roosevelt	0.00%	0
Sequoia	0.00%	0
Sierra	0.00%	0
Special Ed Office	0.00%	0
Stella Hills	0.00%	0
Stiern	0.00%	0
Thorner	0.00%	0
Voorhies	0.00%	0
Washington	0.00%	0
Wayside	0.00%	0
William Penn	0.00%	0
Williams	0.00%	0
Other (please specify)	0.00%	0
Total Respondents: 15		

Q2 Instructional Grade Level or Support Services

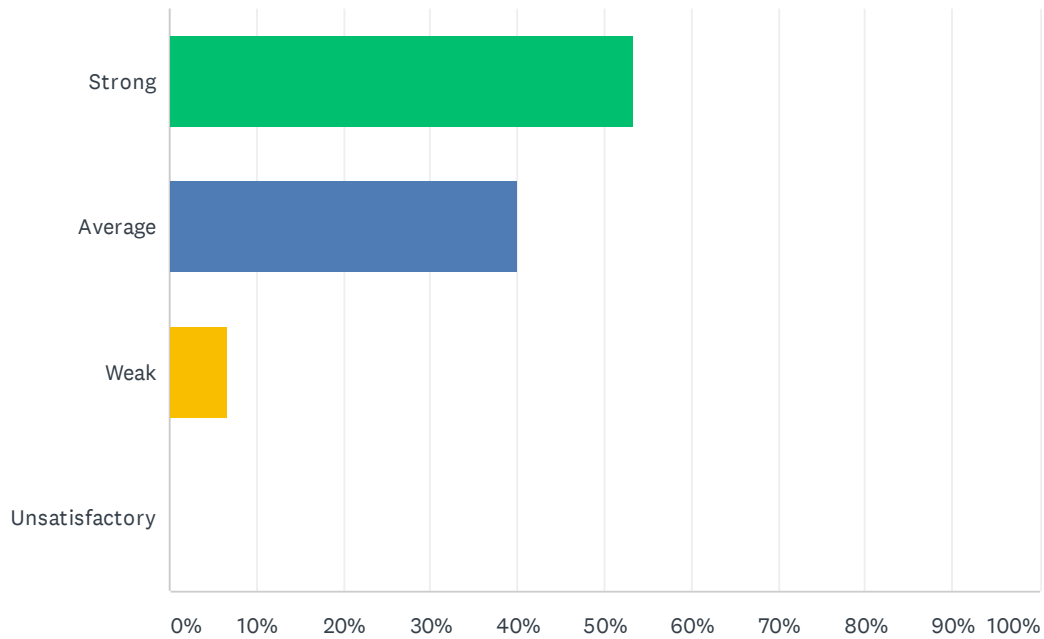
Answered: 15 Skipped: 0



ANSWER CHOICES	RESPONSES	
Primary	46.67%	7
Intermediate	46.67%	7
Both	6.67%	1
TOTAL		15

Q3 Site administration is sensitive to the needs of students, staff, and community.

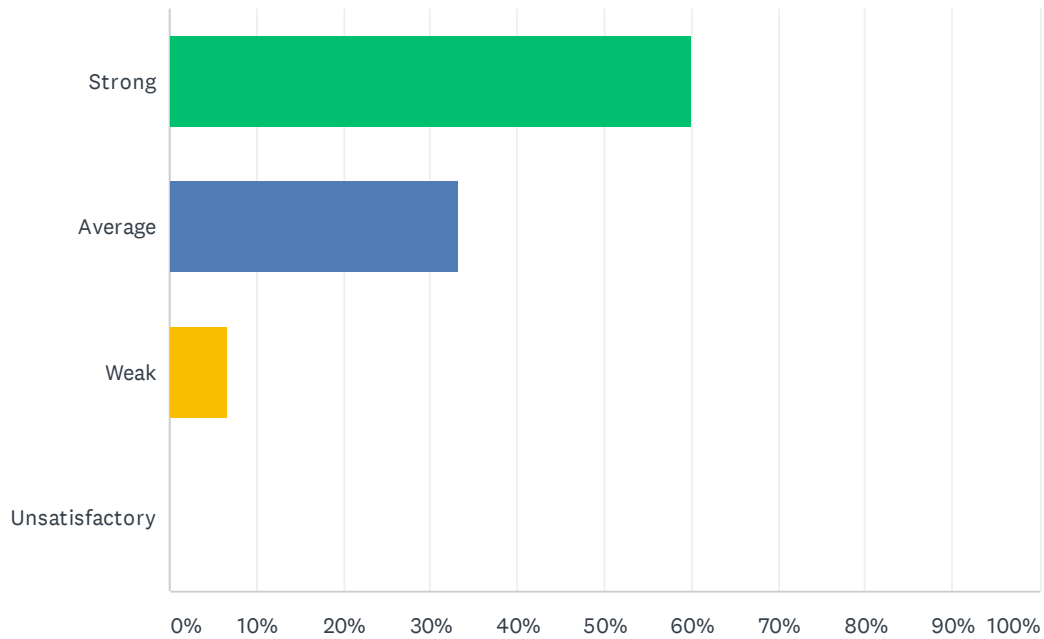
Answered: 15 Skipped: 0



ANSWER CHOICES	RESPONSES	
Strong	53.33%	8
Average	40.00%	6
Weak	6.67%	1
Unsatisfactory	0.00%	0
TOTAL		15

Q4 Site administration treats staff with respect; you feel like a valued member of a team

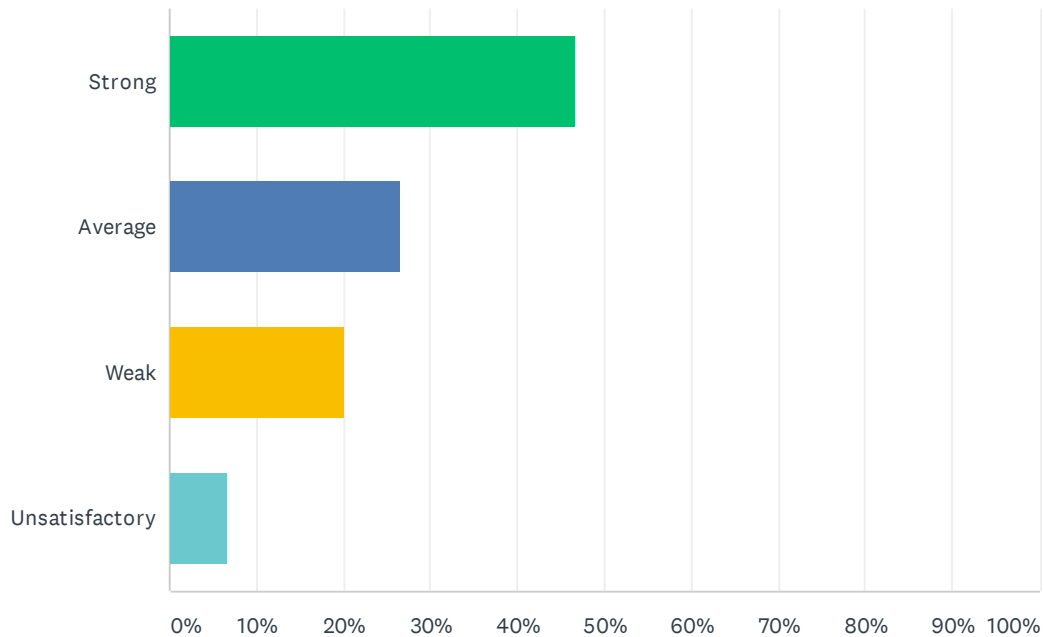
Answered: 15 Skipped: 0



ANSWER CHOICES	RESPONSES	
Strong	60.00%	9
Average	33.33%	5
Weak	6.67%	1
Unsatisfactory	0.00%	0
TOTAL		15

Q5 Site administration conducts classroom visits (walk-through) in least the disruptive manner and leaves timely feedback (within 24 hours).

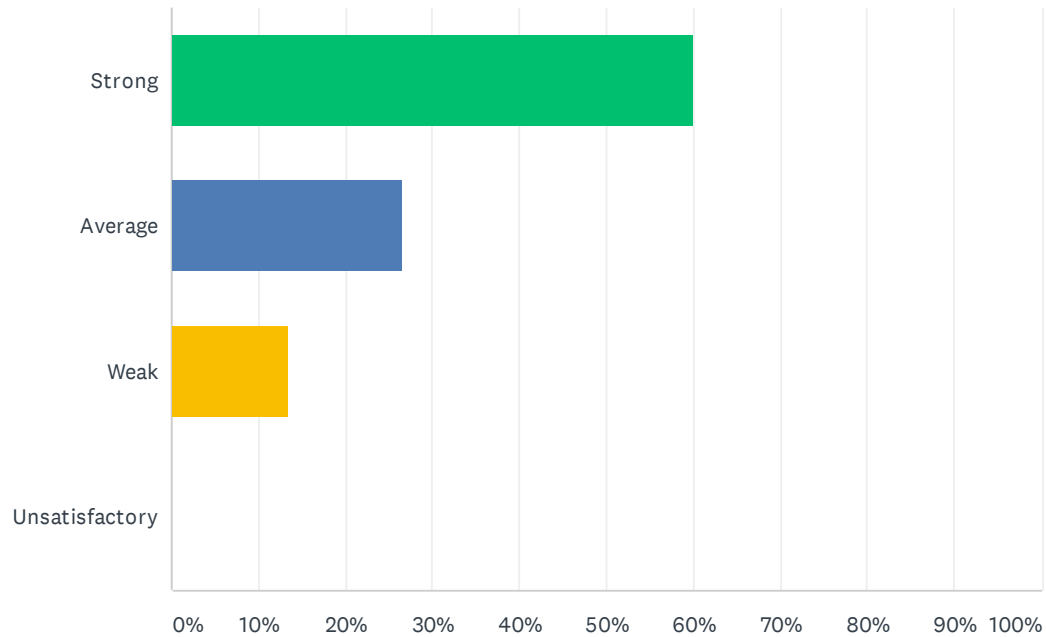
Answered: 15 Skipped: 0



ANSWER CHOICES	RESPONSES	
Strong	46.67%	7
Average	26.67%	4
Weak	20.00%	3
Unsatisfactory	6.67%	1
TOTAL		15

Q6 Site administration follows the contract and respects personal rights.

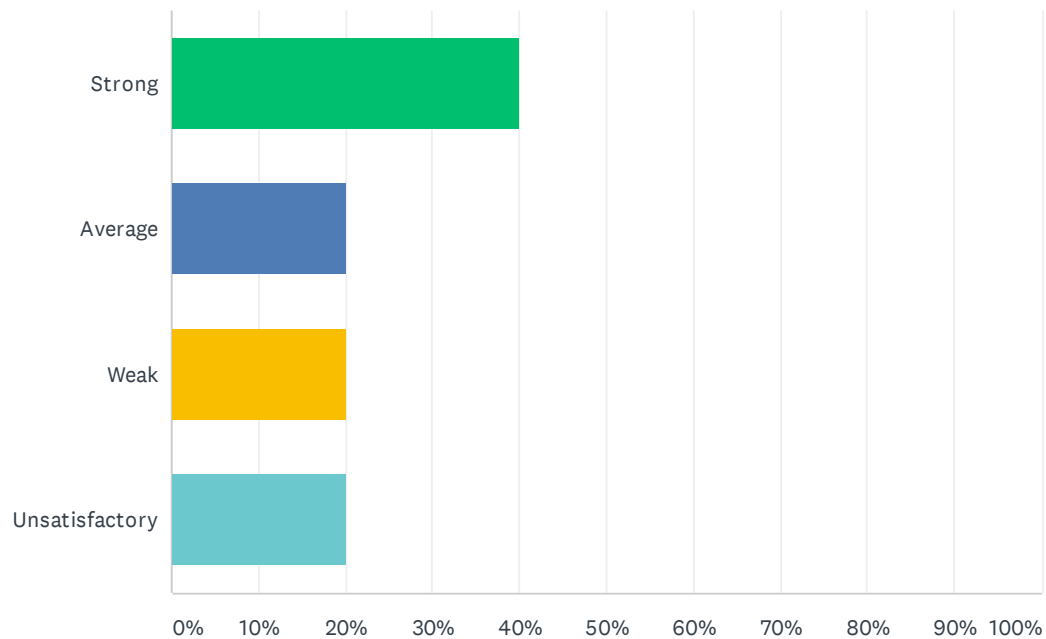
Answered: 15 Skipped: 0



ANSWER CHOICES	RESPONSES	
Strong	60.00%	9
Average	26.67%	4
Weak	13.33%	2
Unsatisfactory	0.00%	0
TOTAL		15

Q7 Administration utilizes staff according to their job description (ie. Coaches, APL's, Specialists & Staff).

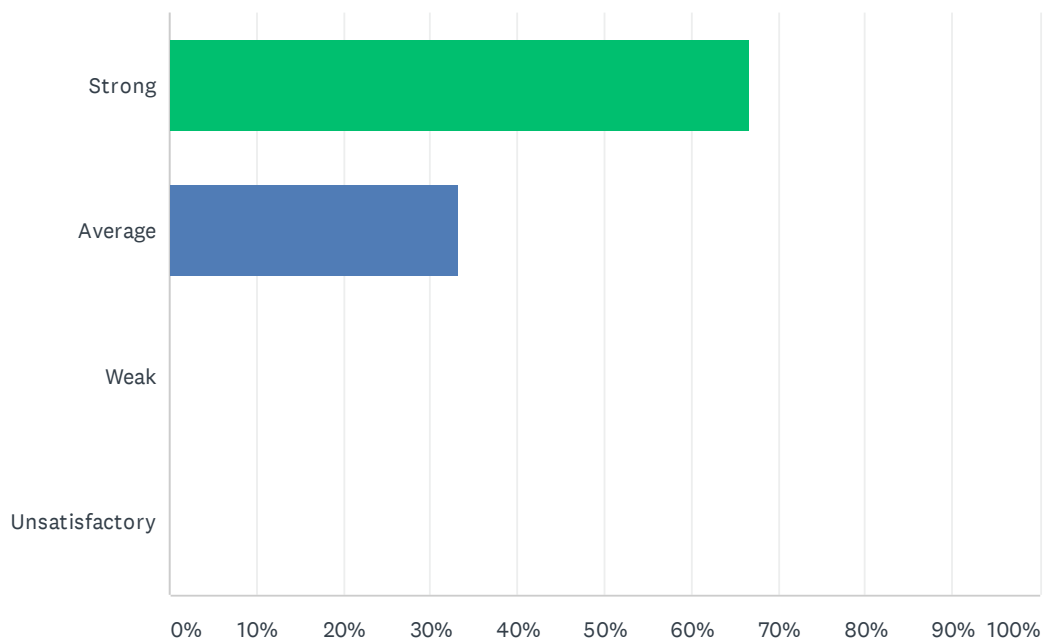
Answered: 15 Skipped: 0



ANSWER CHOICES	RESPONSES	
Strong	40.00%	6
Average	20.00%	3
Weak	20.00%	3
Unsatisfactory	20.00%	3
TOTAL		15

Q8 Administration maintains open communication with staff, parents, and students.

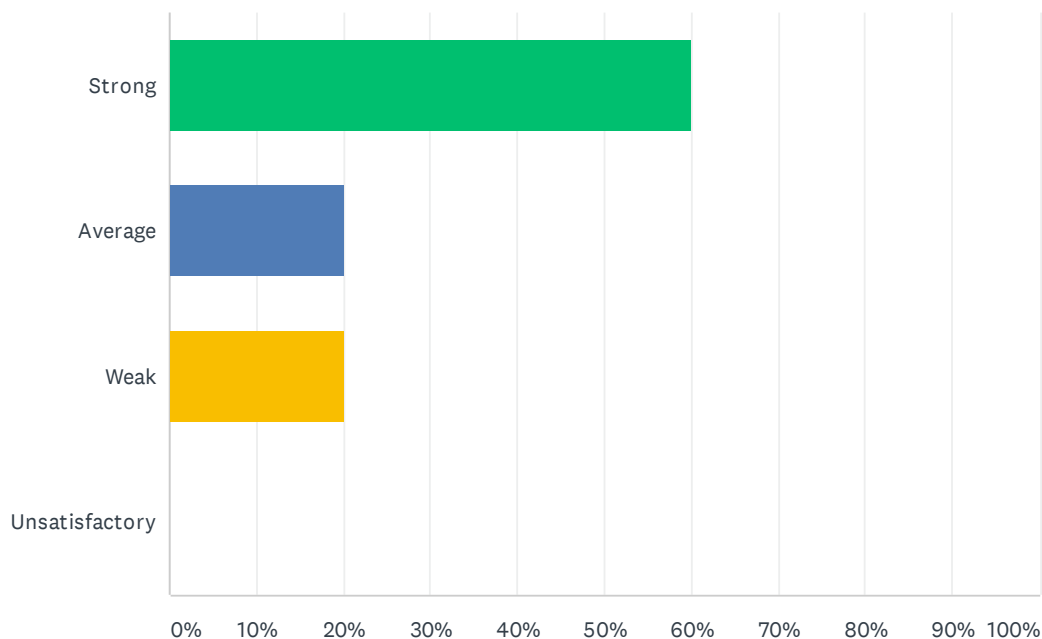
Answered: 15 Skipped: 0



ANSWER CHOICES	RESPONSES	
Strong	66.67%	10
Average	33.33%	5
Weak	0.00%	0
Unsatisfactory	0.00%	0
TOTAL		15

Q9 Administration supports staff against attacks and criticism from parents.

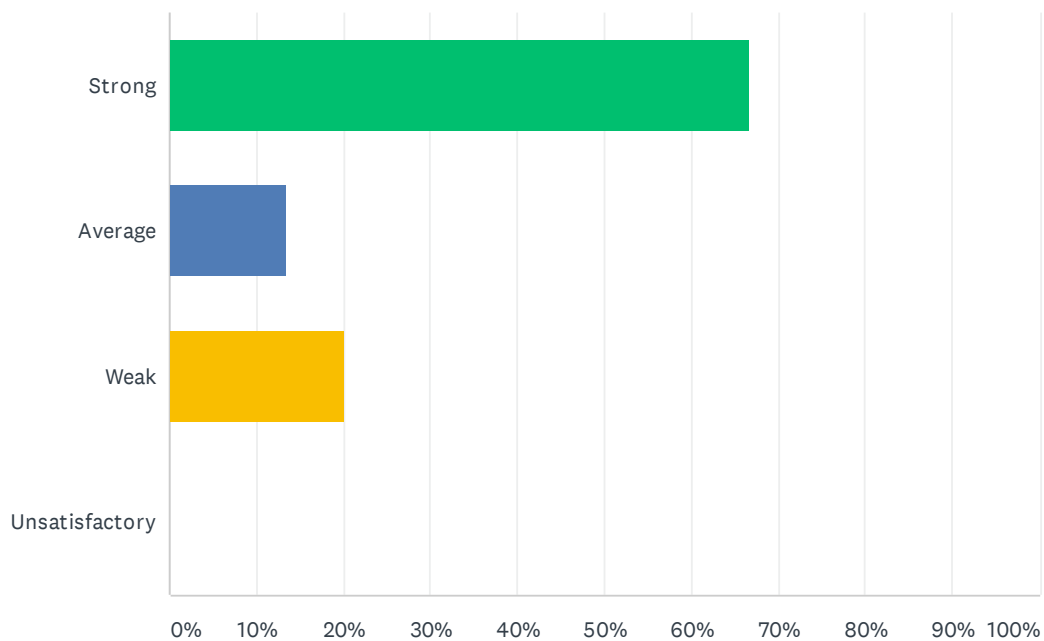
Answered: 15 Skipped: 0



ANSWER CHOICES	RESPONSES	
Strong	60.00%	9
Average	20.00%	3
Weak	20.00%	3
Unsatisfactory	0.00%	0
TOTAL		15

Q10 Site administration treats all teachers equally; there is no preferential treatment.

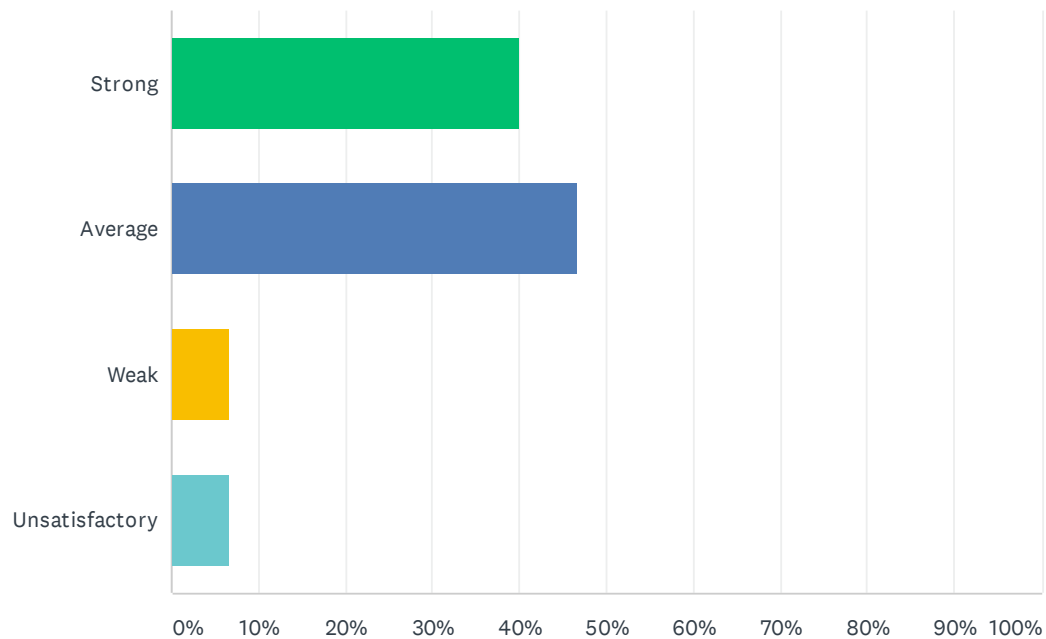
Answered: 15 Skipped: 0



ANSWER CHOICES	RESPONSES	
Strong	66.67%	10
Average	13.33%	2
Weak	20.00%	3
Unsatisfactory	0.00%	0
TOTAL		15

Q11 Administration supports classroom discipline procedures and follows District discipline guidelines.

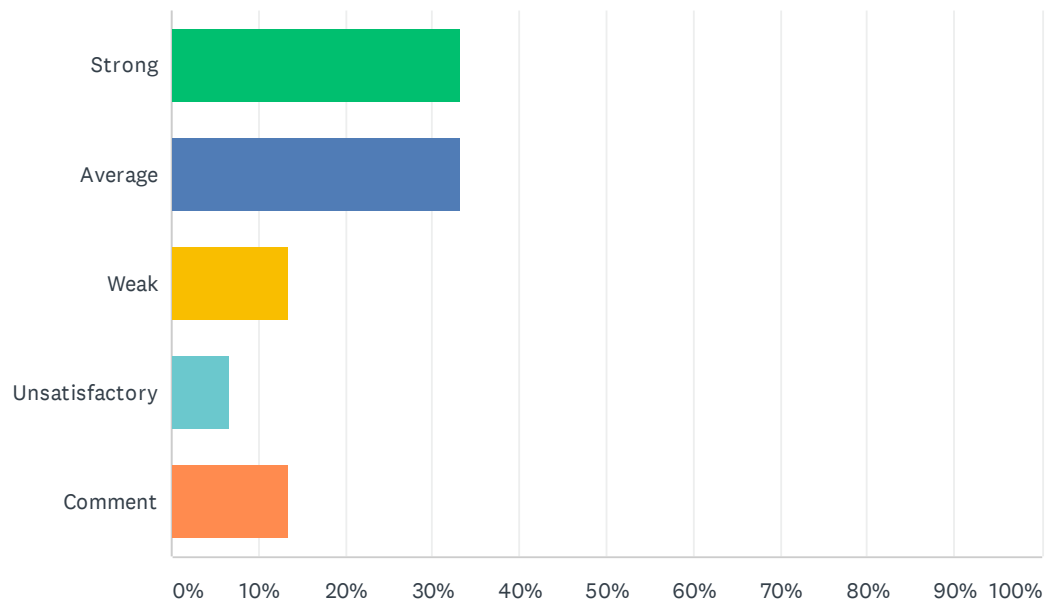
Answered: 15 Skipped: 0



ANSWER CHOICES	RESPONSES	
Strong	40.00%	6
Average	46.67%	7
Weak	6.67%	1
Unsatisfactory	6.67%	1
TOTAL		15

Q12 Administration processes ODR's (Office Disciplinary Referrals) within 48 hours and supports staff when discipline moves beyond classroom managed behaviors.

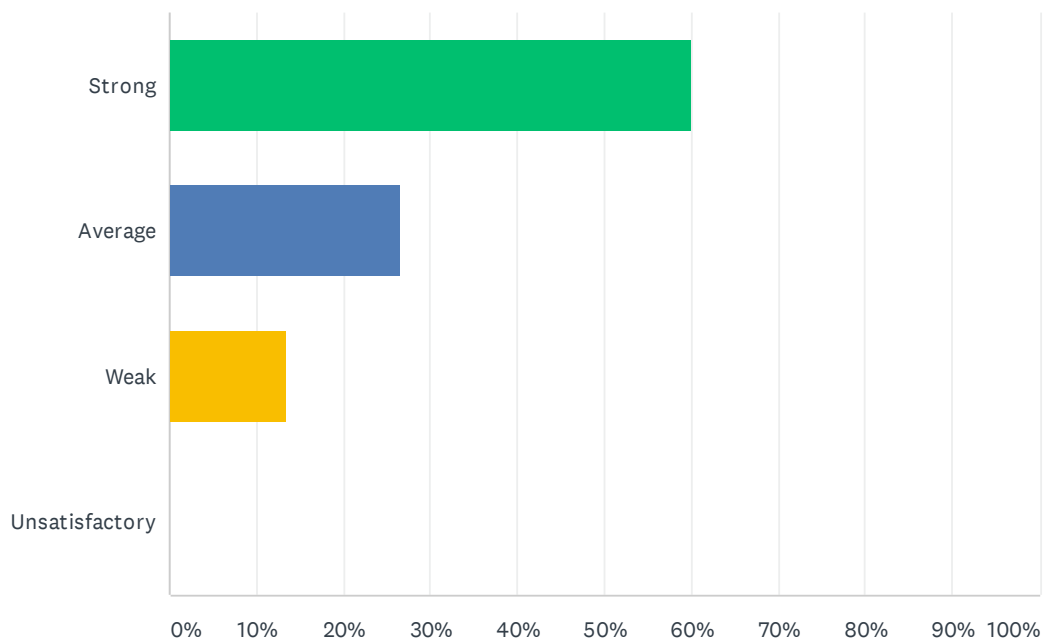
Answered: 15 Skipped: 0



ANSWER CHOICES	RESPONSES	
Strong	33.33%	5
Average	33.33%	5
Weak	13.33%	2
Unsatisfactory	6.67%	1
Comment	13.33%	2
TOTAL		15

Q13 Administration treats teachers as professionals; the teacher's word is not disregarded in favor of the student's.

Answered: 15 Skipped: 0



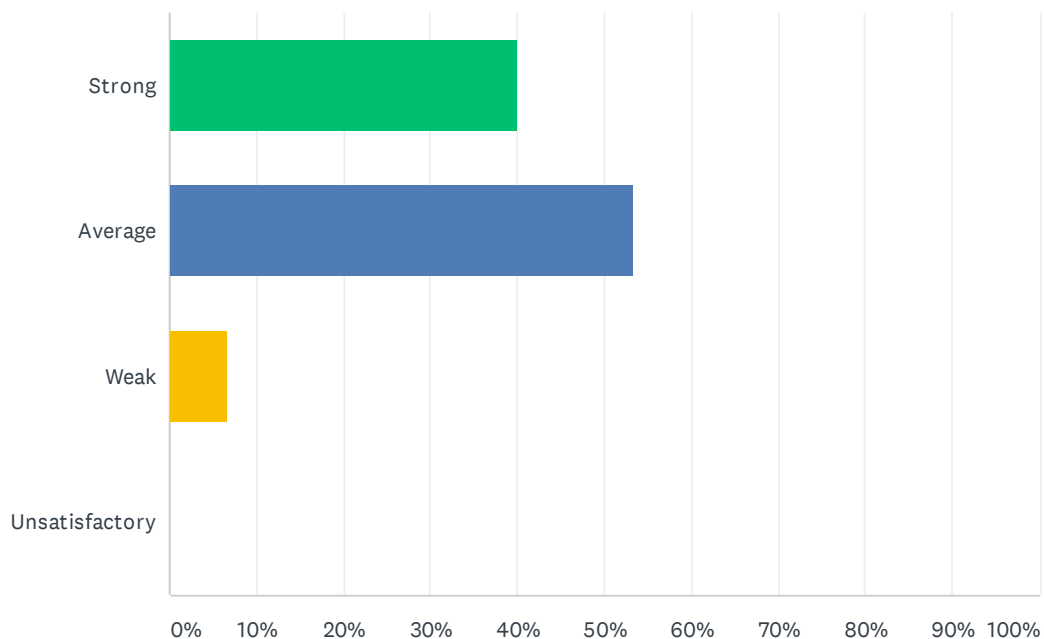
ANSWER CHOICES	RESPONSES	
Strong	60.00%	9
Average	26.67%	4
Weak	13.33%	2
Unsatisfactory	0.00%	0
TOTAL		15

Q14 How do you feel that your administration positively/negatively impacts working conditions at your site?

Answered: 9 Skipped: 6

Q15 Site staff is involved in setting school policies and budgetary priorities.

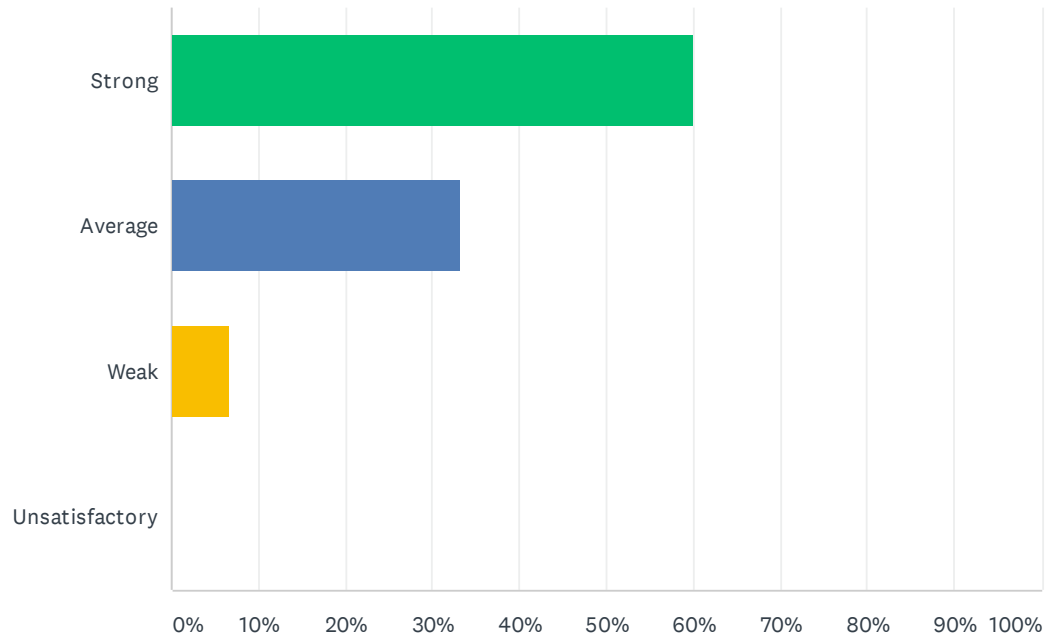
Answered: 15 Skipped: 0



ANSWER CHOICES	RESPONSES	
Strong	40.00%	6
Average	53.33%	8
Weak	6.67%	1
Unsatisfactory	0.00%	0
TOTAL		15

Q16 Site meetings are productive and not excessive.

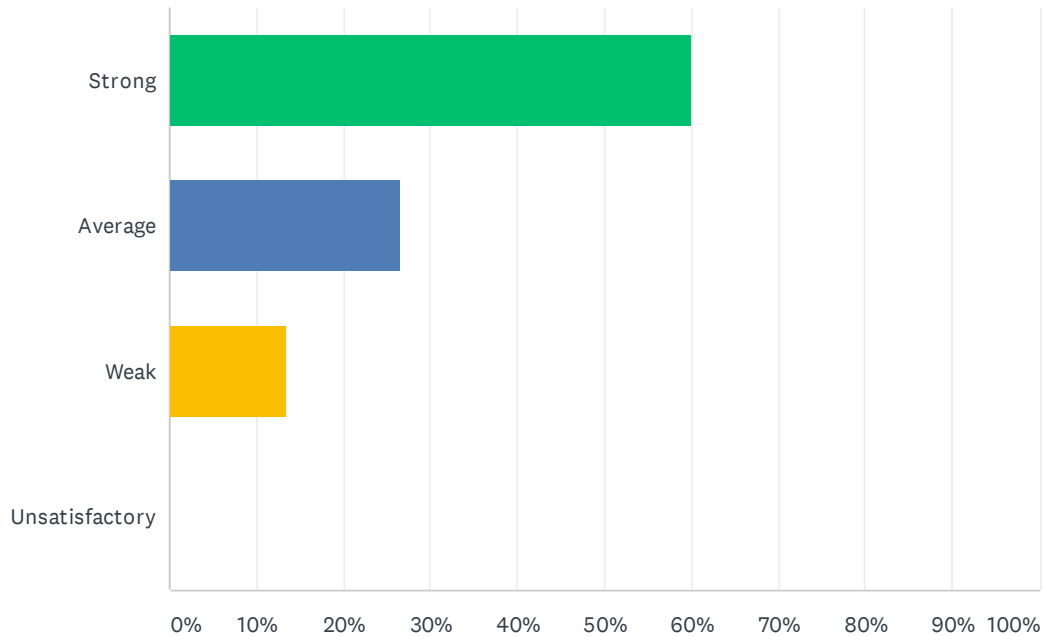
Answered: 15 Skipped: 0



ANSWER CHOICES	RESPONSES	
Strong	60.00%	9
Average	33.33%	5
Weak	6.67%	1
Unsatisfactory	0.00%	0
TOTAL		15

Q17 Bank days are used for PLC activities; Site administration uses two Bank Days a month and staff gets uninterrupted planning/preparation time twice a month during Bank Days.

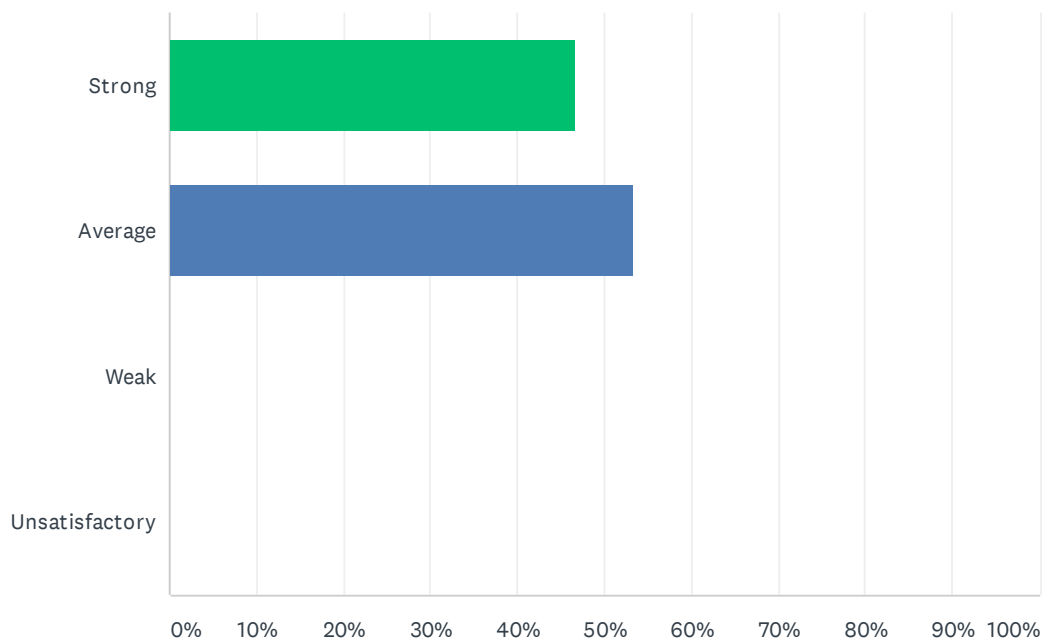
Answered: 15 Skipped: 0



ANSWER CHOICES	RESPONSES	
Strong	60.00%	9
Average	26.67%	4
Weak	13.33%	2
Unsatisfactory	0.00%	0
TOTAL		15

Q18 My site receives daily consecutive uninterrupted planning/preparation time. (30 minutes / 40 minutes)

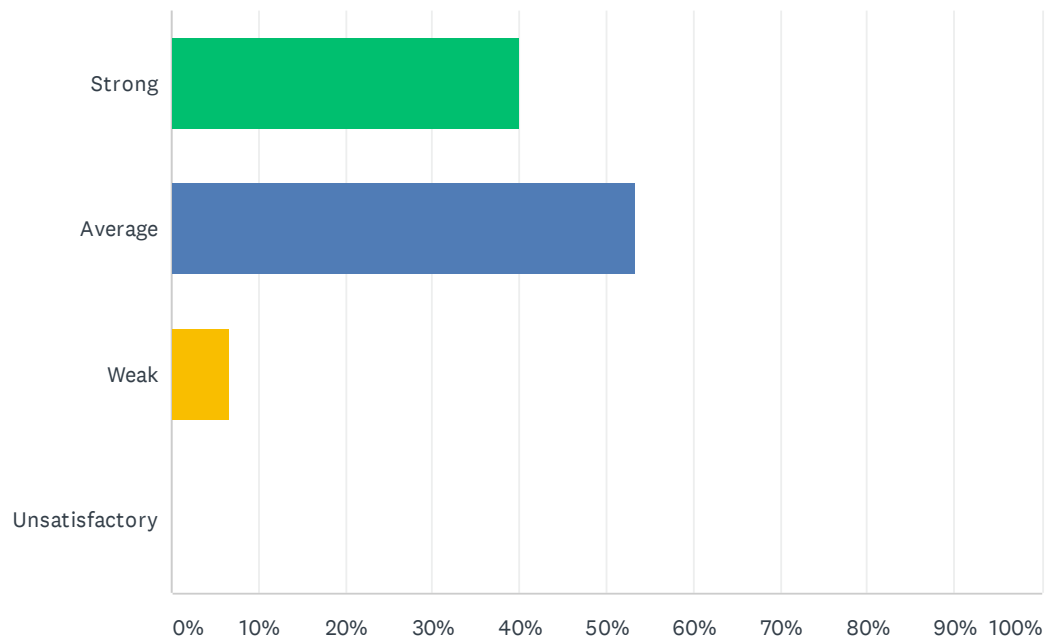
Answered: 15 Skipped: 0



ANSWER CHOICES	RESPONSES	
Strong	46.67%	7
Average	53.33%	8
Weak	0.00%	0
Unsatisfactory	0.00%	0
TOTAL		15

Q19 Staff is given time to input district required data (ie. Benchmarks, Dibels, CFAs, Report Card, and etc).

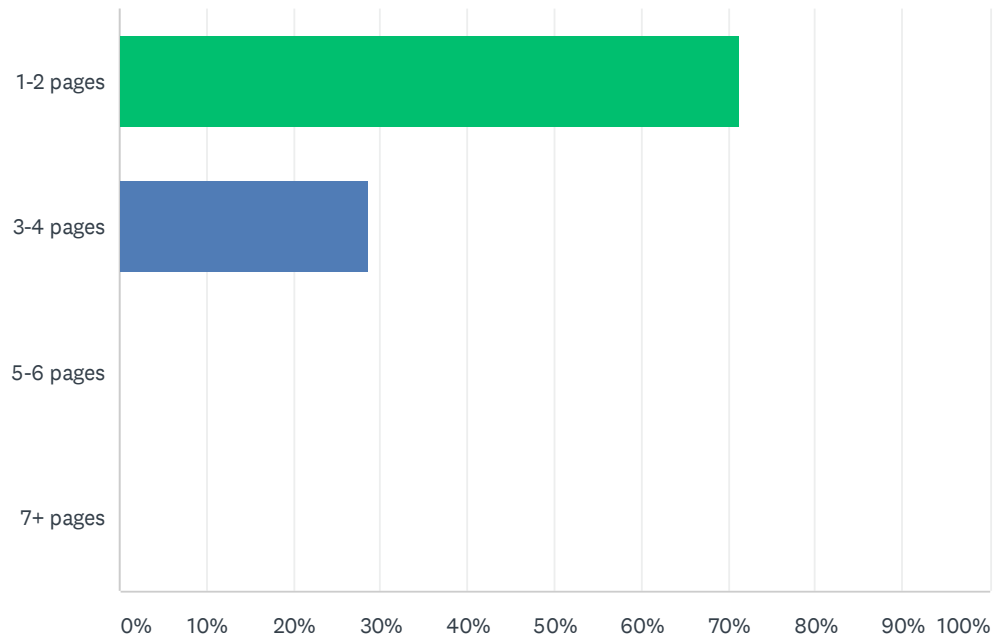
Answered: 15 Skipped: 0



ANSWER CHOICES	RESPONSES	
Strong	40.00%	6
Average	53.33%	8
Weak	6.67%	1
Unsatisfactory	0.00%	0
TOTAL		15

Q20 Teachers are required to submit complete, but not excessively lengthy lesson plans.

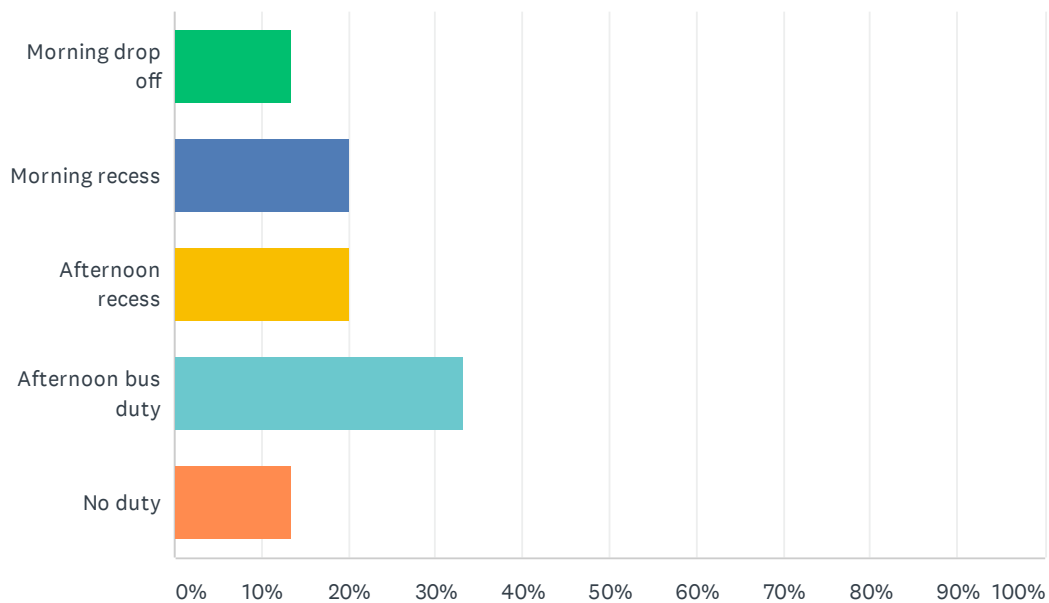
Answered: 14 Skipped: 1



ANSWER CHOICES	RESPONSES	
1-2 pages	71.43%	10
3-4 pages	28.57%	4
5-6 pages	0.00%	0
7+ pages	0.00%	0
TOTAL		14

Q21 Staff has recess and/or bus duty.

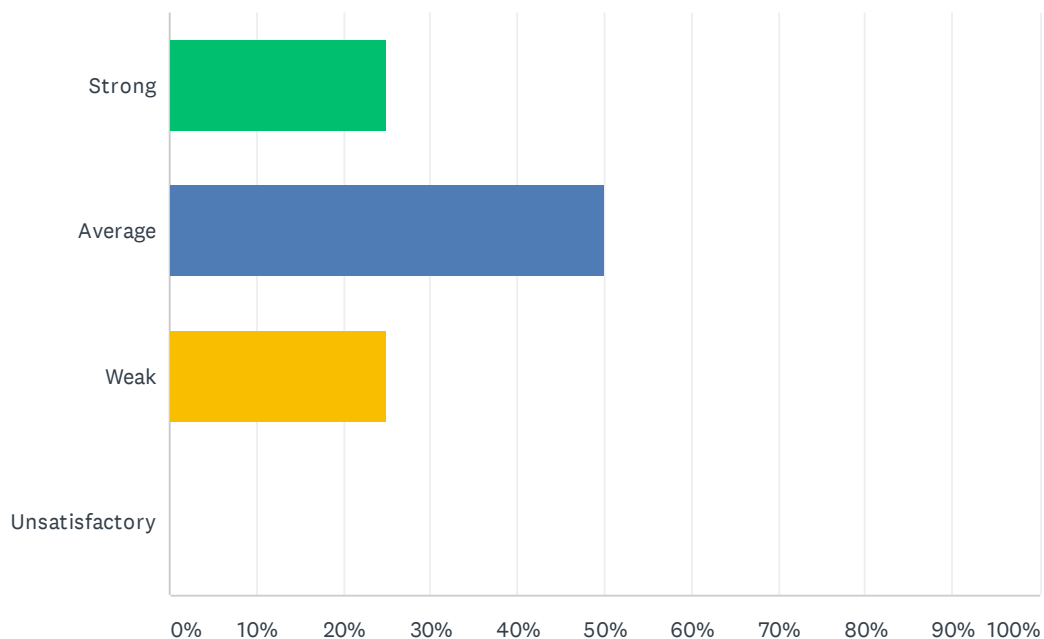
Answered: 15 Skipped: 0



ANSWER CHOICES	RESPONSES	
Morning drop off	13.33%	2
Morning recess	20.00%	3
Afternoon recess	20.00%	3
Afternoon bus duty	33.33%	5
No duty	13.33%	2
Total Respondents: 15		

Q22 The Special Education Department is assisting you with your questions, problems, and concerns.

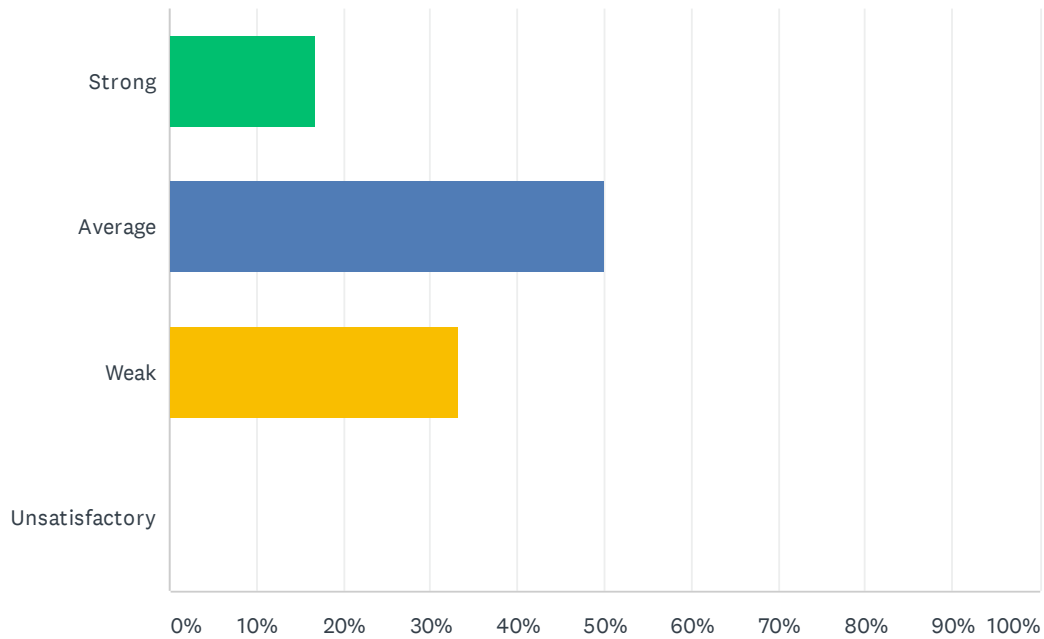
Answered: 8 Skipped: 7



ANSWER CHOICES	RESPONSES	
Strong	25.00%	2
Average	50.00%	4
Weak	25.00%	2
Unsatisfactory	0.00%	0
TOTAL		8

Q23 Special Education class size is balanced within each program to ensure student safety and individualized instruction.

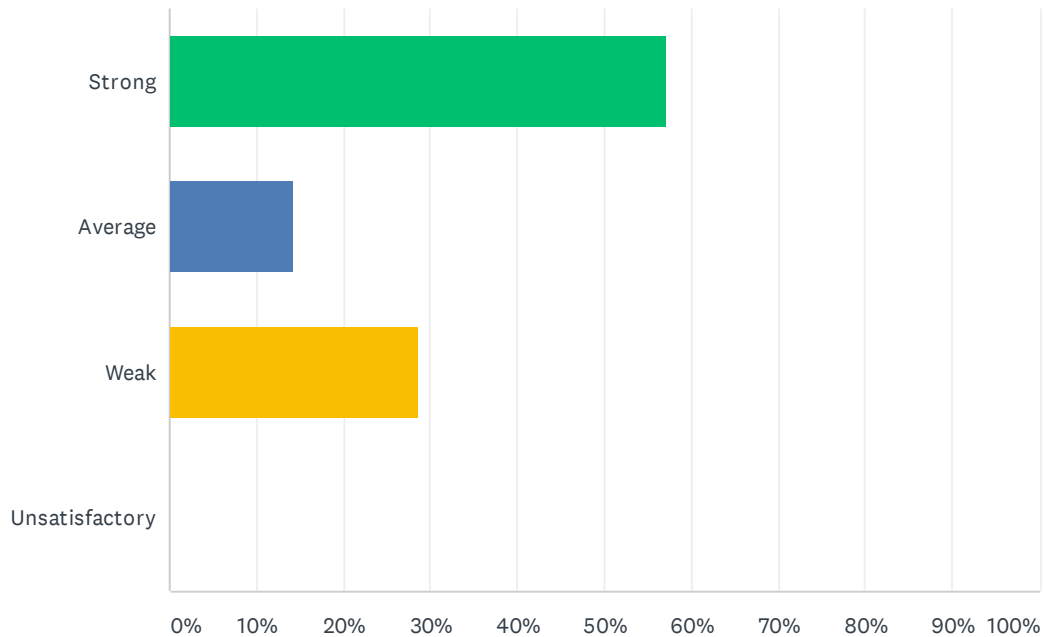
Answered: 6 Skipped: 9



ANSWER CHOICES	RESPONSES	
Strong	16.67%	1
Average	50.00%	3
Weak	33.33%	2
Unsatisfactory	0.00%	0
TOTAL		6

Q24 Special education teachers have opportunities to participate in school-based, content area staff development.

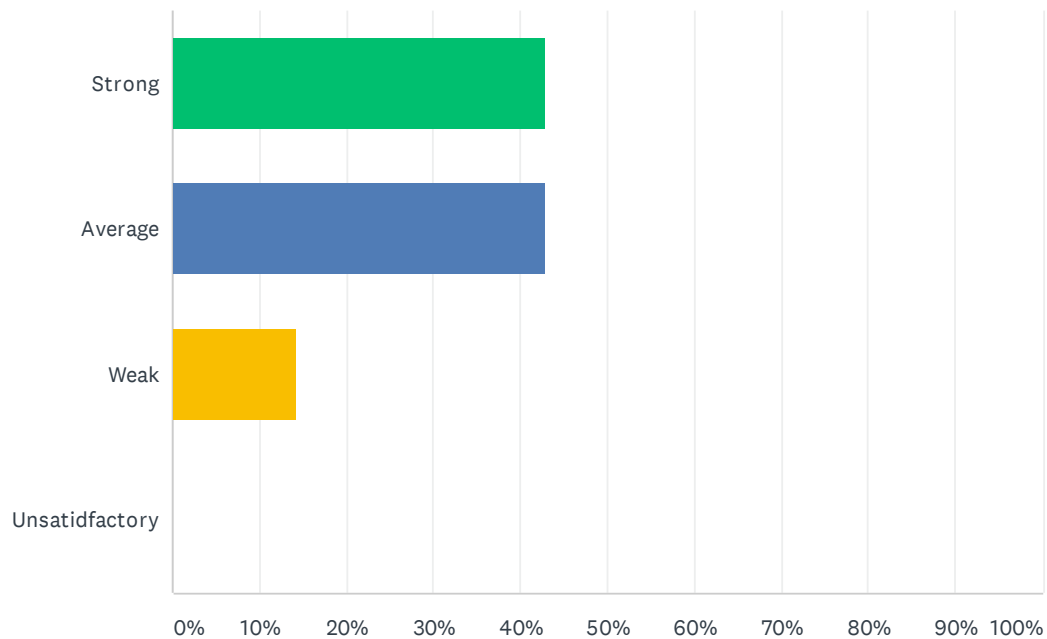
Answered: 7 Skipped: 8



ANSWER CHOICES	RESPONSES	
Strong	57.14%	4
Average	14.29%	1
Weak	28.57%	2
Unsatisfactory	0.00%	0
TOTAL		7

Q25 Special education teachers have needed access to ALL instructional resources provided to the general education teachers.

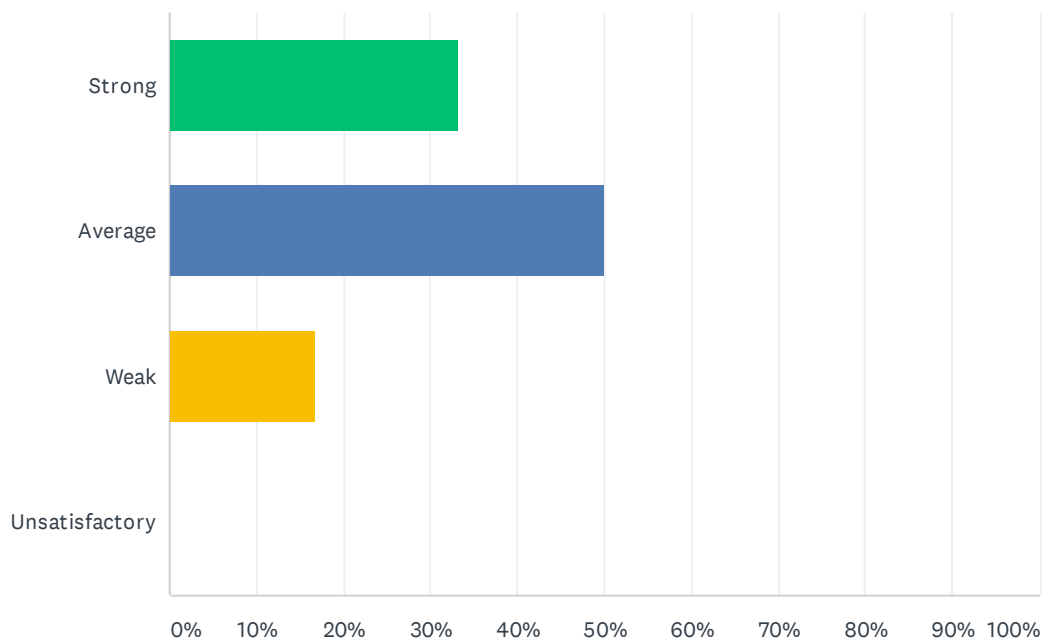
Answered: 7 Skipped: 8



ANSWER CHOICES	RESPONSES	
Strong	42.86%	3
Average	42.86%	3
Weak	14.29%	1
Unsatisfactory	0.00%	0
TOTAL		7

Q26 Special education teachers are adequately trained in the administration of state assessments and District IEP's.

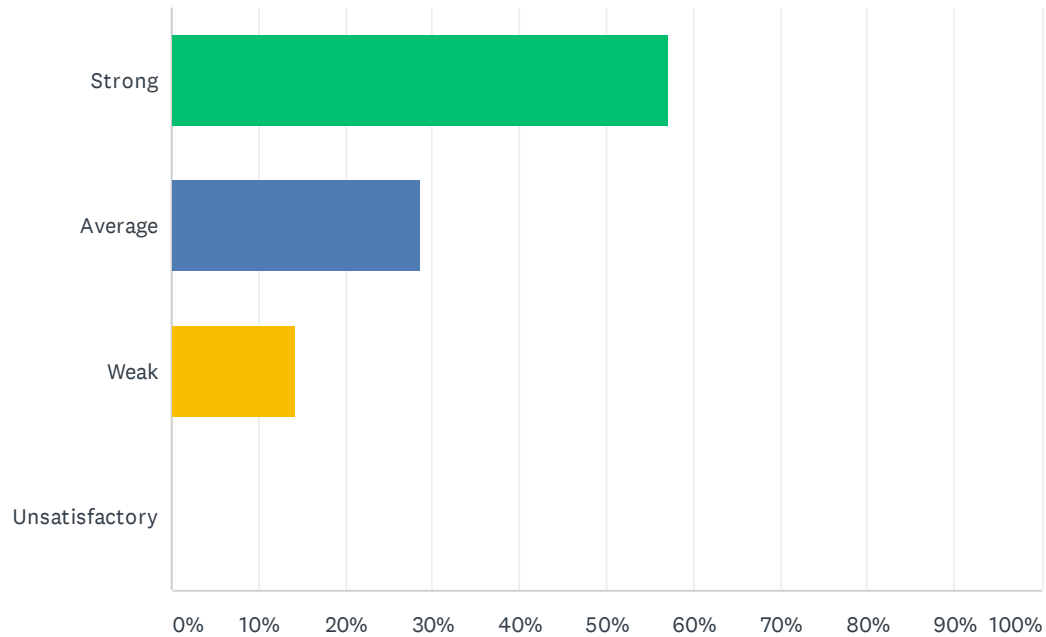
Answered: 6 Skipped: 9



ANSWER CHOICES	RESPONSES	
Strong	33.33%	2
Average	50.00%	3
Weak	16.67%	1
Unsatisfactory	0.00%	0
TOTAL		6

Q27 The site principal is accessible to discuss special education issues.

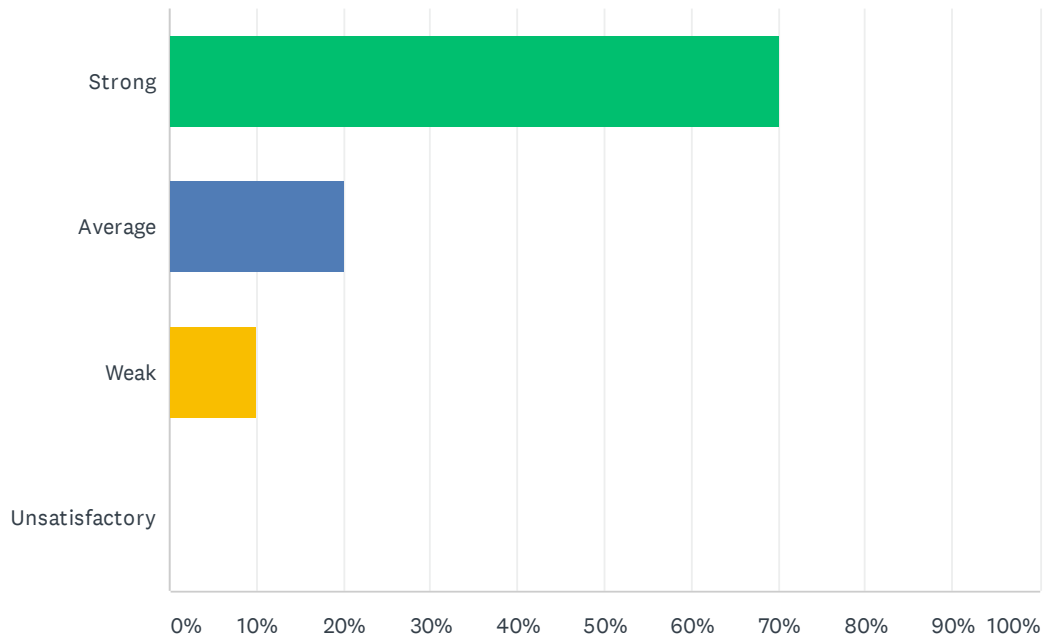
Answered: 7 Skipped: 8



ANSWER CHOICES	RESPONSES	
Strong	57.14%	4
Average	28.57%	2
Weak	14.29%	1
Unsatisfactory	0.00%	0
TOTAL		7

Q28 The site principal promotes equal opportunities for all students to learn.

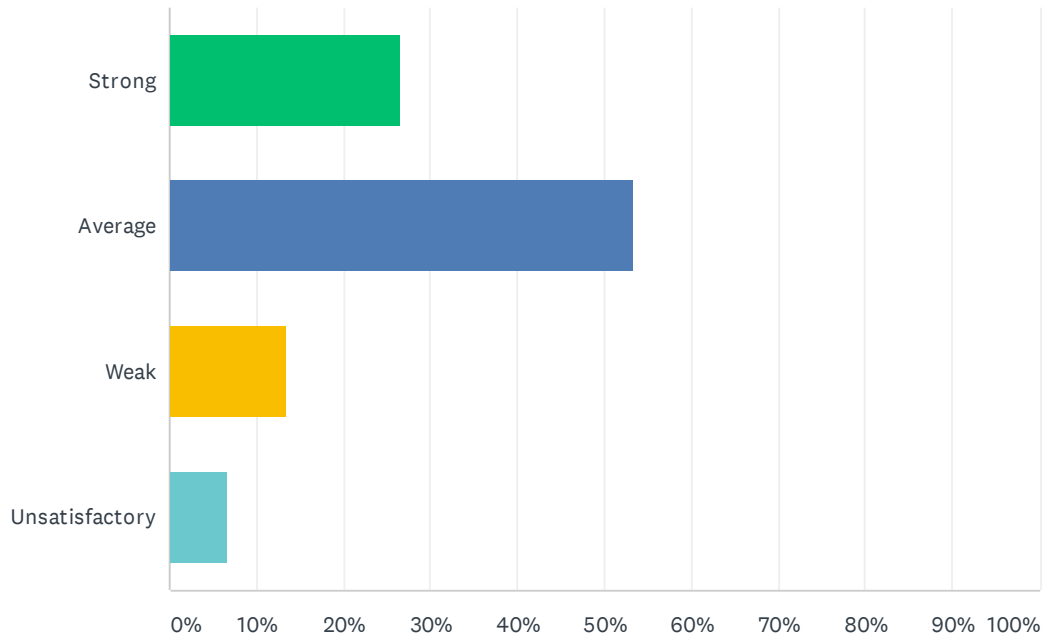
Answered: 10 Skipped: 5



ANSWER CHOICES	RESPONSES	
Strong	70.00%	7
Average	20.00%	2
Weak	10.00%	1
Unsatisfactory	0.00%	0
TOTAL		10

Q29 PBIS is used effectively and is improving behavior.

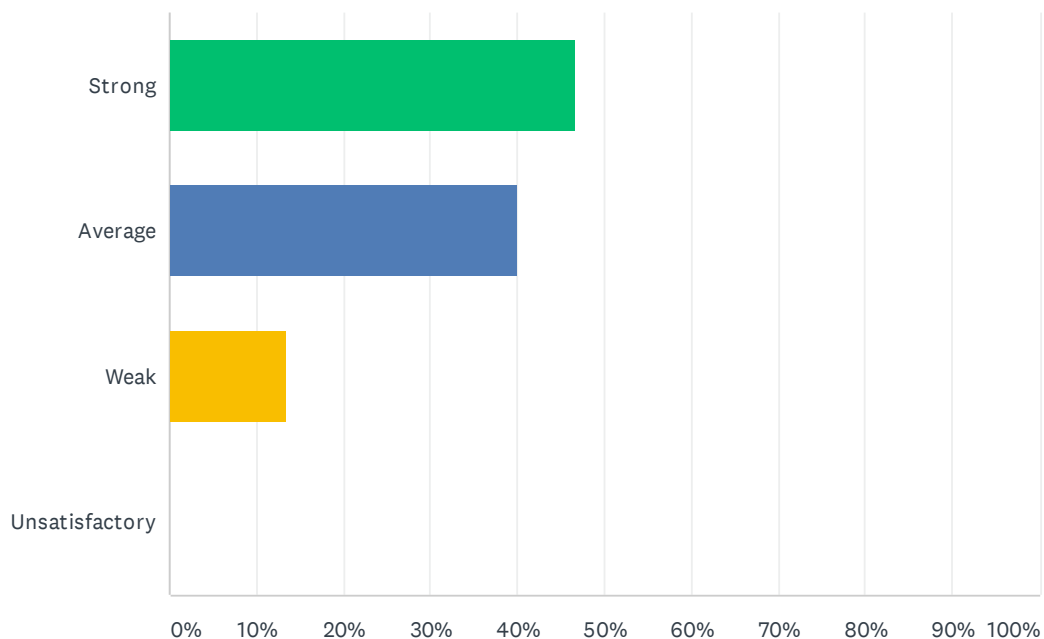
Answered: 15 Skipped: 0



ANSWER CHOICES	RESPONSES	
Strong	26.67%	4
Average	53.33%	8
Weak	13.33%	2
Unsatisfactory	6.67%	1
TOTAL		15

Q30 PBIS and Behavior Intervention Specialists are creating a safer environment at my site.

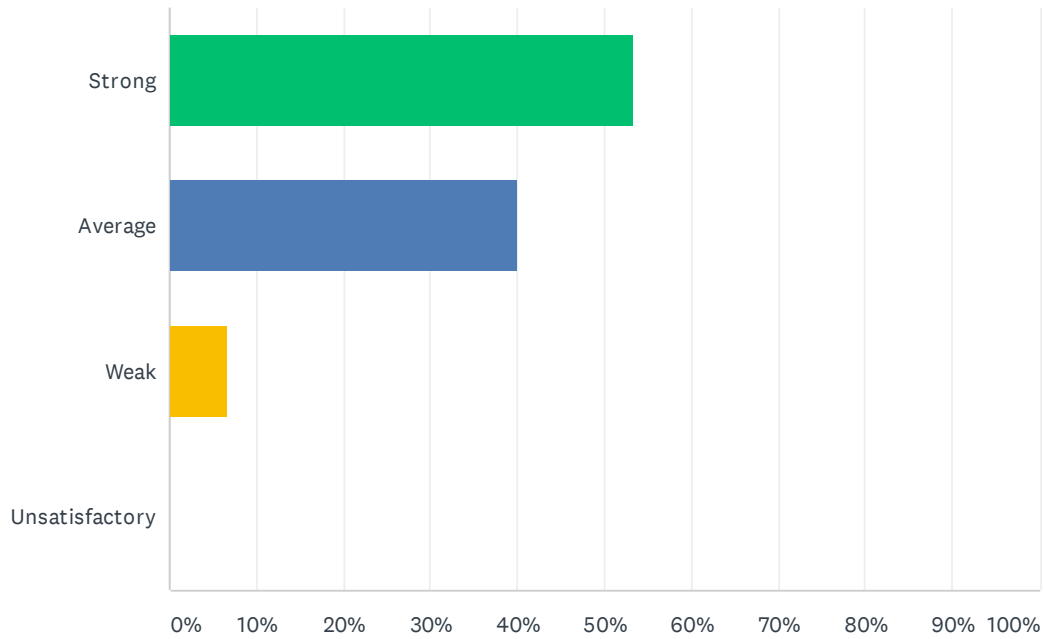
Answered: 15 Skipped: 0



ANSWER CHOICES	RESPONSES	
Strong	46.67%	7
Average	40.00%	6
Weak	13.33%	2
Unsatisfactory	0.00%	0
TOTAL		15

Q31 Staff and students feel safe at my site.

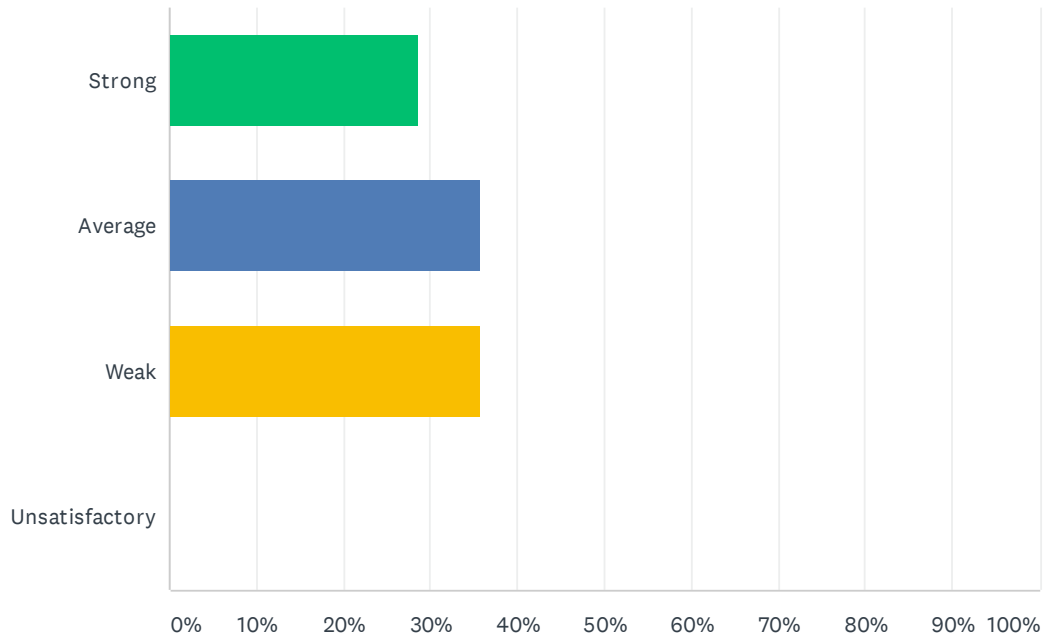
Answered: 15 Skipped: 0



ANSWER CHOICES	RESPONSES	
Strong	53.33%	8
Average	40.00%	6
Weak	6.67%	1
Unsatisfactory	0.00%	0
TOTAL		15

Q32 Discipline is improving at my site and not interfering with learning.

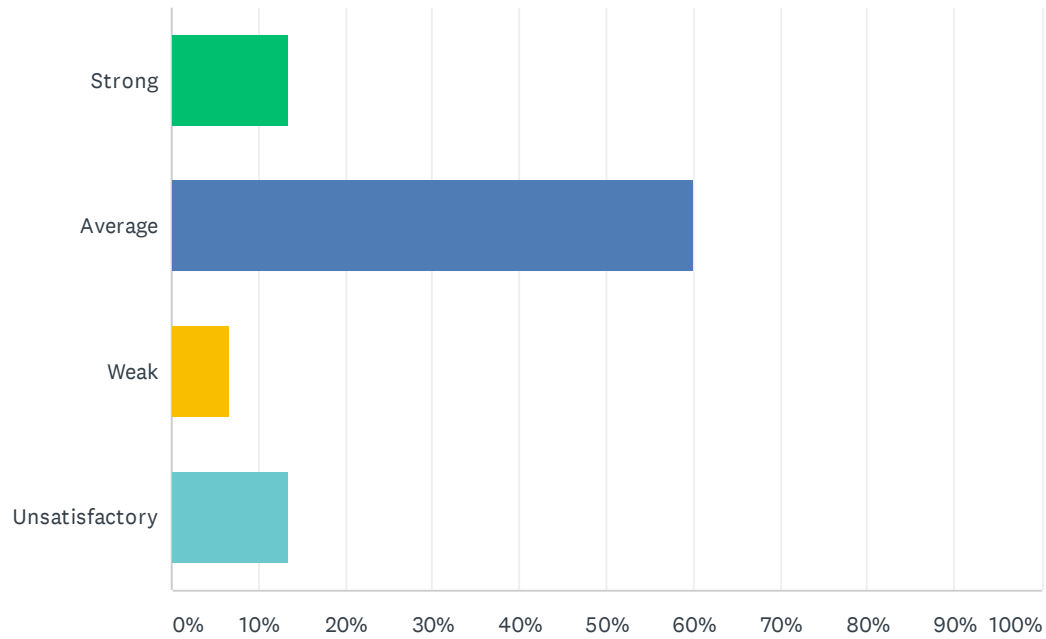
Answered: 14 Skipped: 1



ANSWER CHOICES	RESPONSES	
Strong	28.57%	4
Average	35.71%	5
Weak	35.71%	5
Unsatisfactory	0.00%	0
TOTAL		14

Q33 Positive referrals are an effective tool in improving discipline.

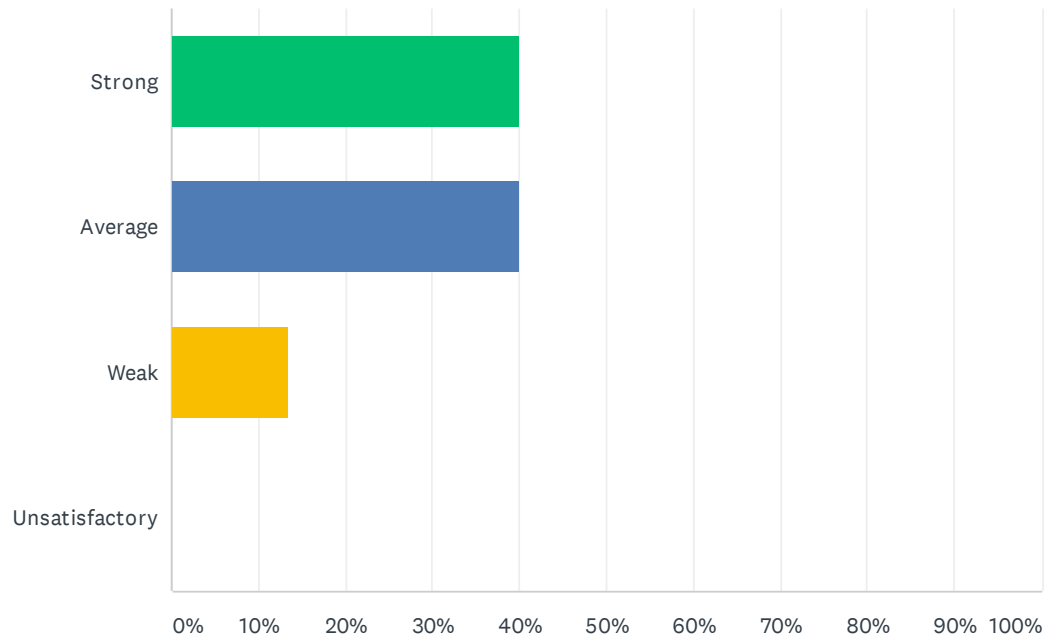
Answered: 15 Skipped: 0



ANSWER CHOICES	RESPONSES	
Strong	13.33%	2
Average	60.00%	9
Weak	6.67%	1
Unsatisfactory	13.33%	2
TOTAL		15

Q34 When ODR's (office disciplinary referral) are written the teacher's word is valued and trusted.

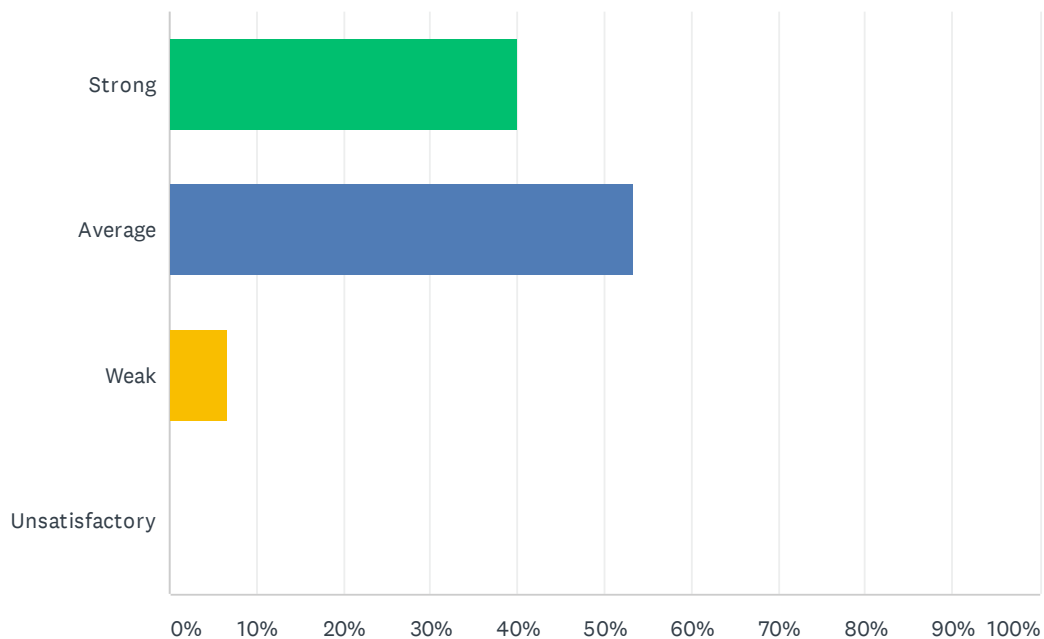
Answered: 15 Skipped: 0



ANSWER CHOICES	RESPONSES	
Strong	40.00%	6
Average	40.00%	6
Weak	13.33%	2
Unsatisfactory	0.00%	0
TOTAL		15

Q35 My site has a positive atmosphere.

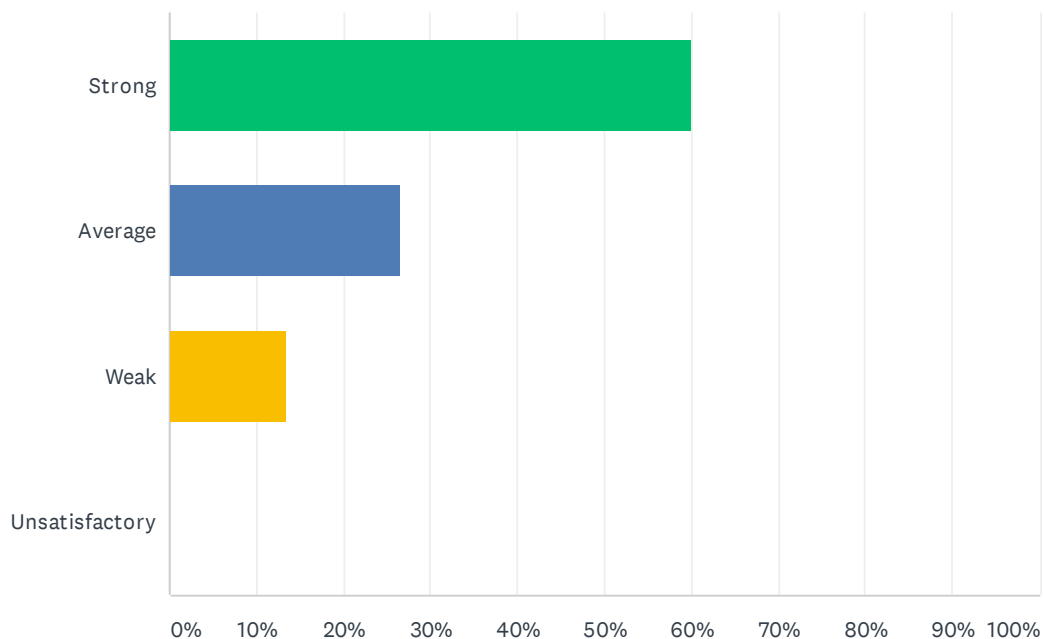
Answered: 15 Skipped: 0



ANSWER CHOICES	RESPONSES	
Strong	40.00%	6
Average	53.33%	8
Weak	6.67%	1
Unsatisfactory	0.00%	0
TOTAL		15

Q36 I would recommend my site to other employees and prospective teachers.

Answered: 15 Skipped: 0



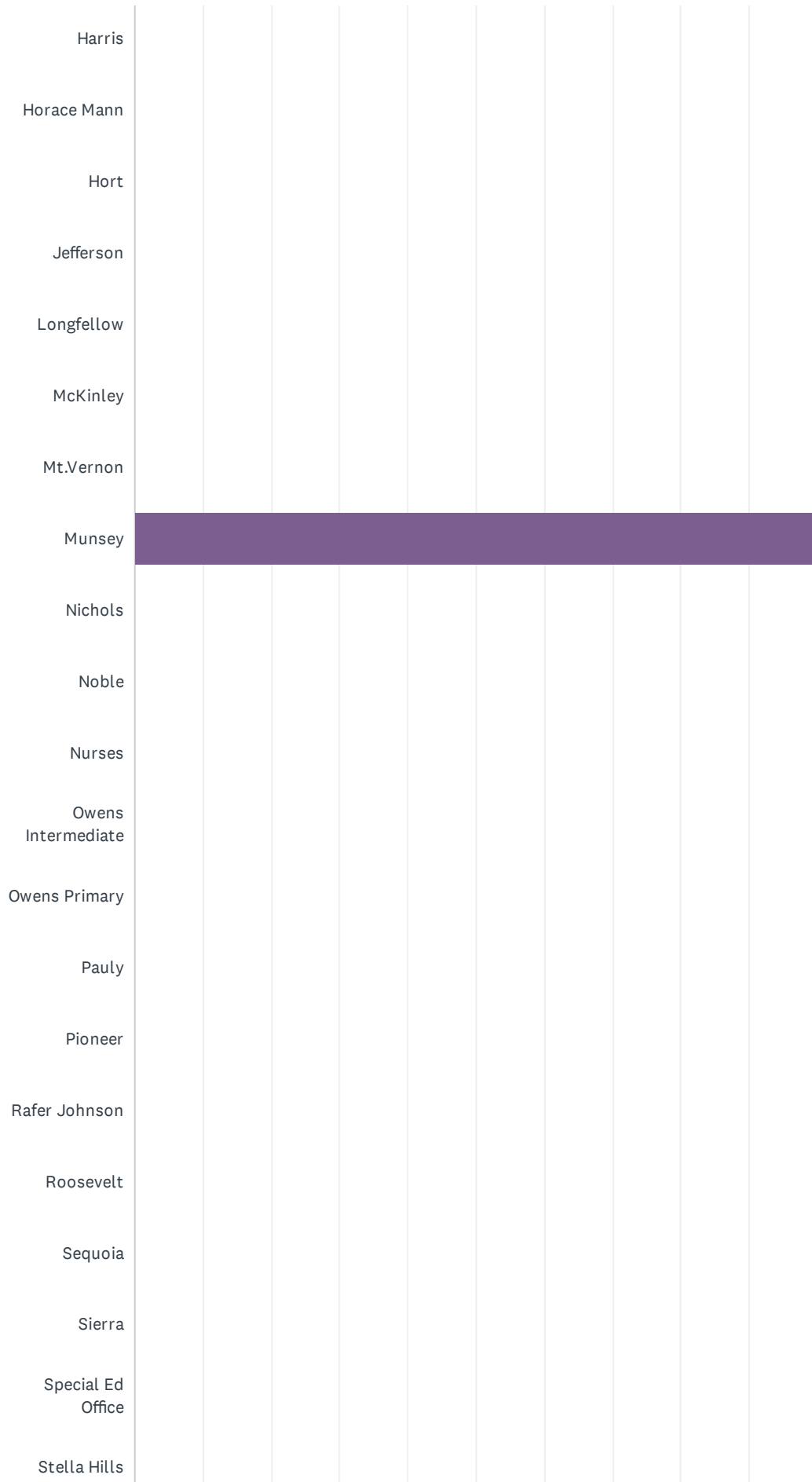
ANSWER CHOICES	RESPONSES	
Strong	60.00%	9
Average	26.67%	4
Weak	13.33%	2
Unsatisfactory	0.00%	0
TOTAL		15

Q1 School Site (If you work at multiple sites choose your home site OR complete a survey for each site at which you spend significant time.)

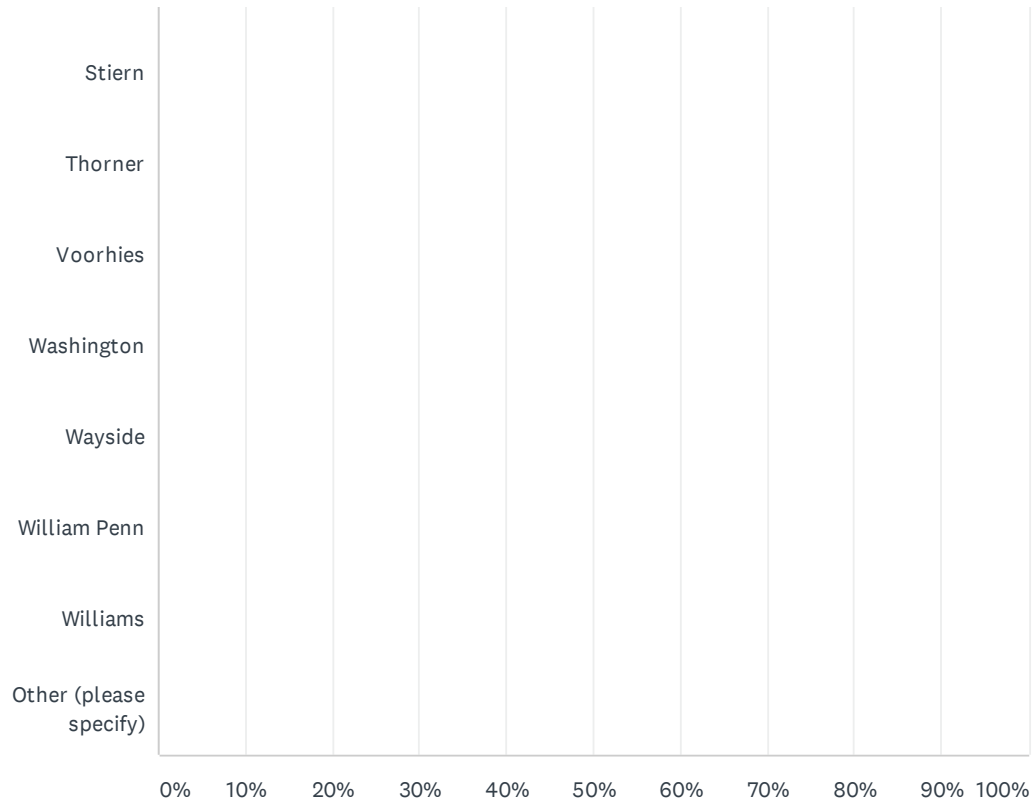
Answered: 11 Skipped: 0

Casa Loma											
Cato											
Chavez											
Chipman											
College Hts											
Compton											
Curran											
Downtown											
Ed Center											
Eissler											
Emerson											
Evergreen											
Fletcher											
Frank West											
Franklin											
Fremont											
Garza											
Harding											

2019-2020 BETA Administration/Site Climate Survey



2019-2020 BETA Administration/Site Climate Survey



2019-2020 BETA Administration/Site Climate Survey

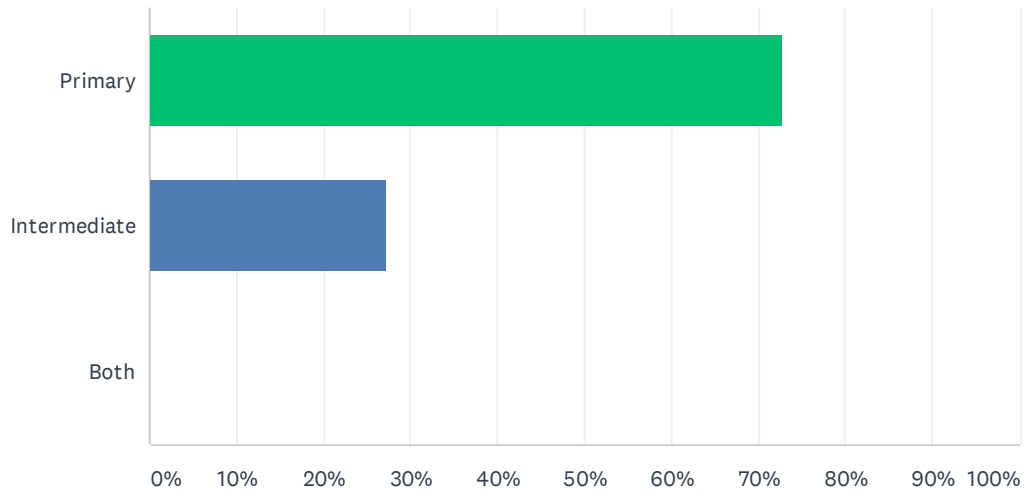
ANSWER CHOICES	RESPONSES	
Casa Loma	0.00%	0
Cato	0.00%	0
Chavez	0.00%	0
Chipman	0.00%	0
College Hts	0.00%	0
Compton	0.00%	0
Curran	0.00%	0
Downtown	0.00%	0
Ed Center	0.00%	0
Eissler	0.00%	0
Emerson	0.00%	0
Evergreen	0.00%	0
Fletcher	0.00%	0
Frank West	0.00%	0
Franklin	0.00%	0
Fremont	0.00%	0
Garza	0.00%	0
Harding	0.00%	0
Harris	0.00%	0
Horace Mann	0.00%	0
Hort	0.00%	0
Jefferson	0.00%	0
Longfellow	0.00%	0
McKinley	0.00%	0
Mt.Vernon	0.00%	0
Munsey	100.00%	11
Nichols	0.00%	0
Noble	0.00%	0
Nurses	0.00%	0
Owens Intermediate	0.00%	0
Owens Primary	0.00%	0
Pauly	0.00%	0

2019-2020 BETA Administration/Site Climate Survey

Pioneer	0.00%	0
Rafer Johnson	0.00%	0
Roosevelt	0.00%	0
Sequoia	0.00%	0
Sierra	0.00%	0
Special Ed Office	0.00%	0
Stella Hills	0.00%	0
Stiern	0.00%	0
Thorner	0.00%	0
Voorhies	0.00%	0
Washington	0.00%	0
Wayside	0.00%	0
William Penn	0.00%	0
Williams	0.00%	0
Other (please specify)	0.00%	0
Total Respondents: 11		

Q2 Instructional Grade Level or Support Services

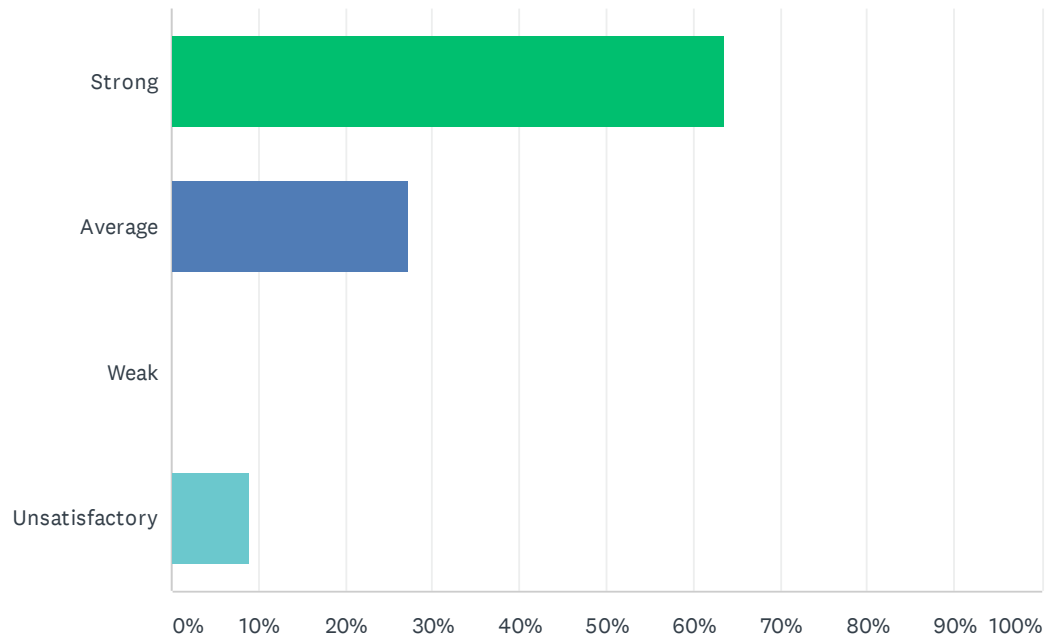
Answered: 11 Skipped: 0



ANSWER CHOICES	RESPONSES	
Primary	72.73%	8
Intermediate	27.27%	3
Both	0.00%	0
TOTAL		11

Q3 Site administration is sensitive to the needs of students, staff, and community.

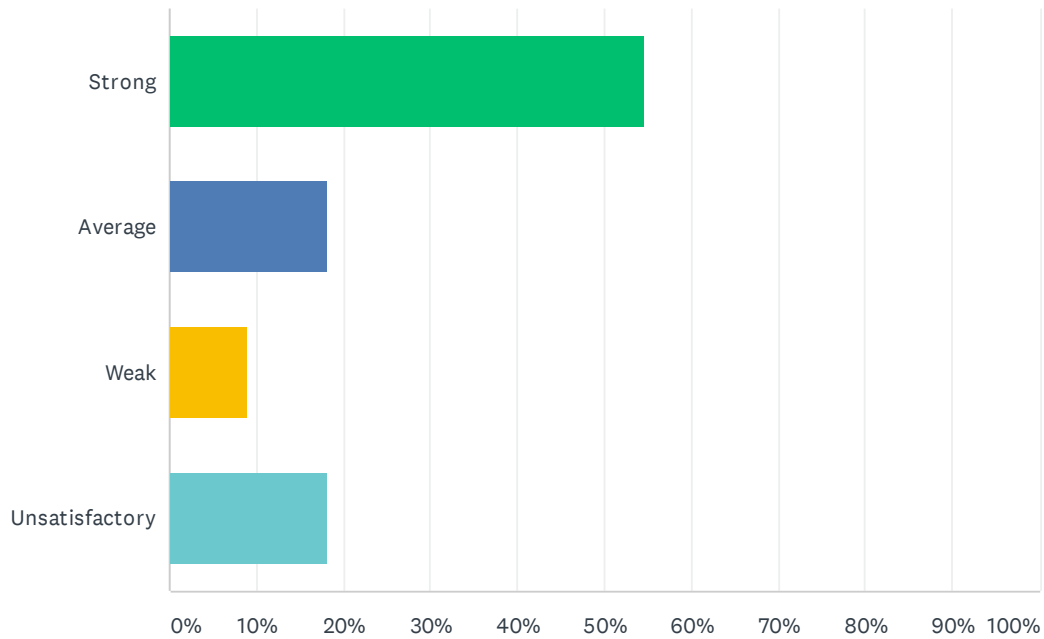
Answered: 11 Skipped: 0



ANSWER CHOICES	RESPONSES	
Strong	63.64%	7
Average	27.27%	3
Weak	0.00%	0
Unsatisfactory	9.09%	1
TOTAL		11

Q4 Site administration treats staff with respect; you feel like a valued member of a team

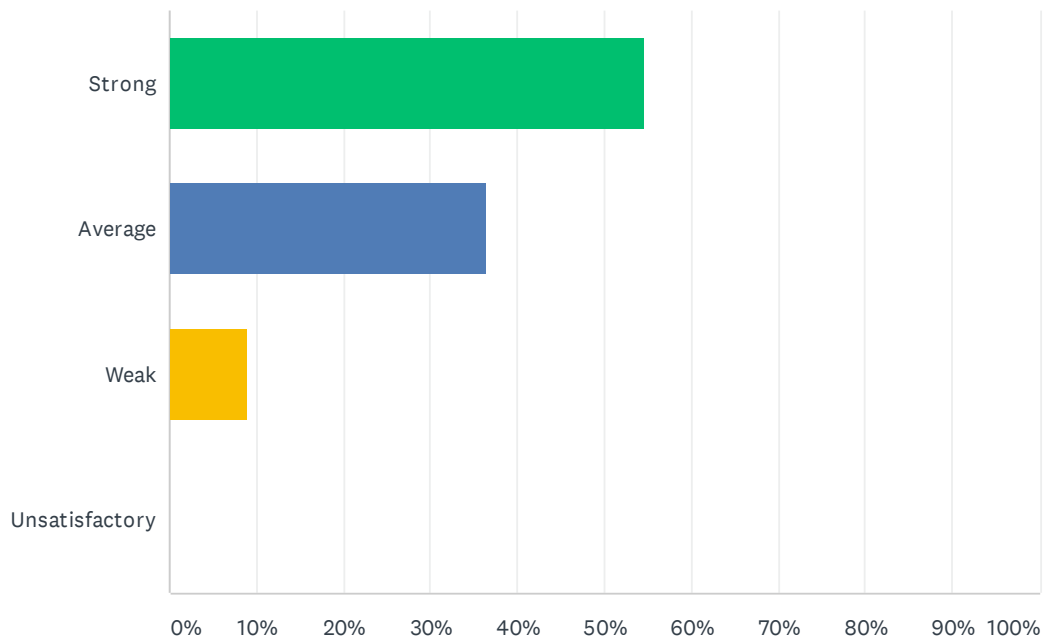
Answered: 11 Skipped: 0



ANSWER CHOICES	RESPONSES	
Strong	54.55%	6
Average	18.18%	2
Weak	9.09%	1
Unsatisfactory	18.18%	2
TOTAL		11

Q5 Site administration conducts classroom visits (walk-through) in least the disruptive manner and leaves timely feedback (within 24 hours).

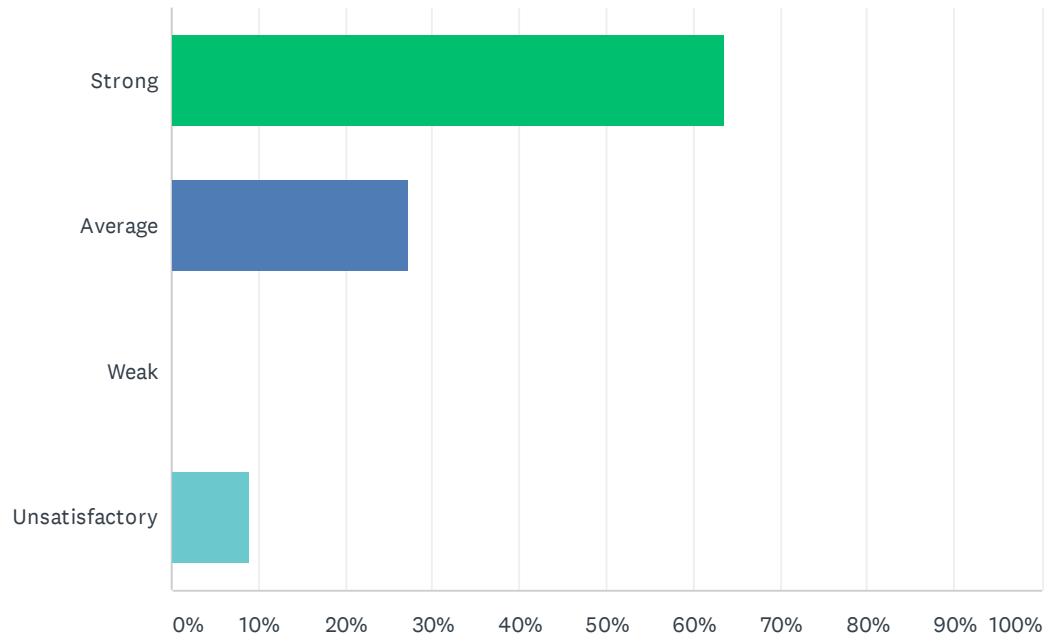
Answered: 11 Skipped: 0



ANSWER CHOICES	RESPONSES	
Strong	54.55%	6
Average	36.36%	4
Weak	9.09%	1
Unsatisfactory	0.00%	0
TOTAL		11

Q6 Site administration follows the contract and respects personal rights.

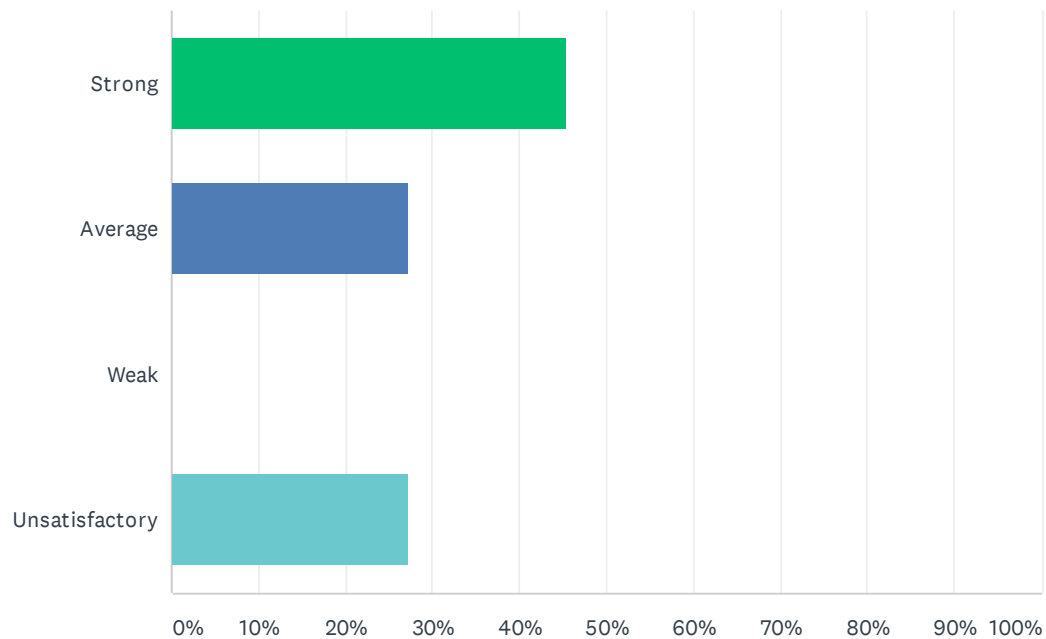
Answered: 11 Skipped: 0



ANSWER CHOICES	RESPONSES	
Strong	63.64%	7
Average	27.27%	3
Weak	0.00%	0
Unsatisfactory	9.09%	1
TOTAL		11

Q7 Administration utilizes staff according to their job description (ie. Coaches, APL's, Specialists & Staff).

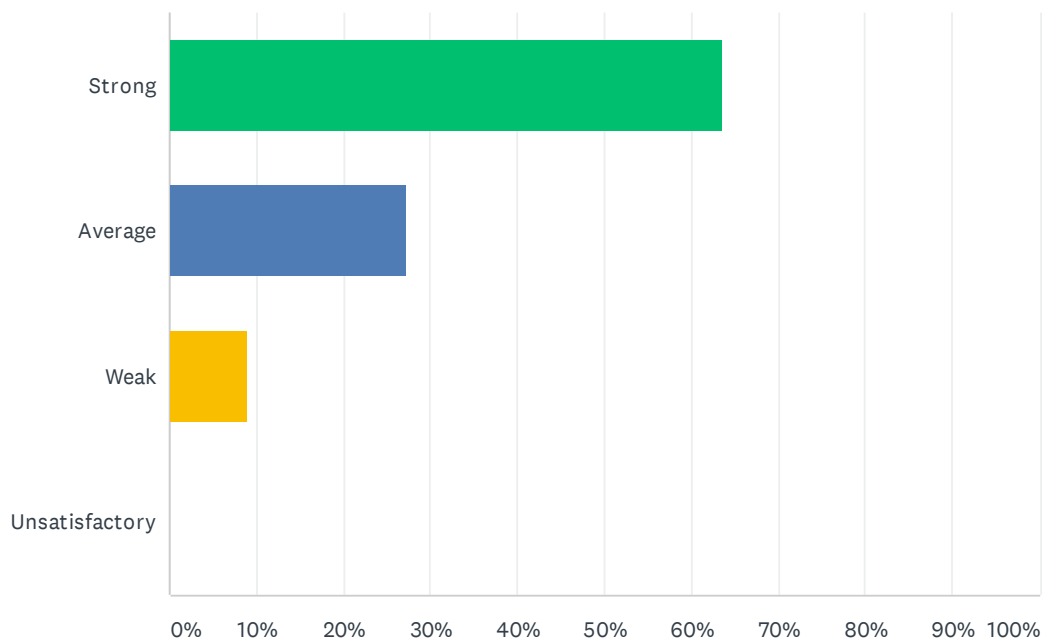
Answered: 11 Skipped: 0



ANSWER CHOICES	RESPONSES	
Strong	45.45%	5
Average	27.27%	3
Weak	0.00%	0
Unsatisfactory	27.27%	3
TOTAL		11

Q8 Administration maintains open communication with staff, parents, and students.

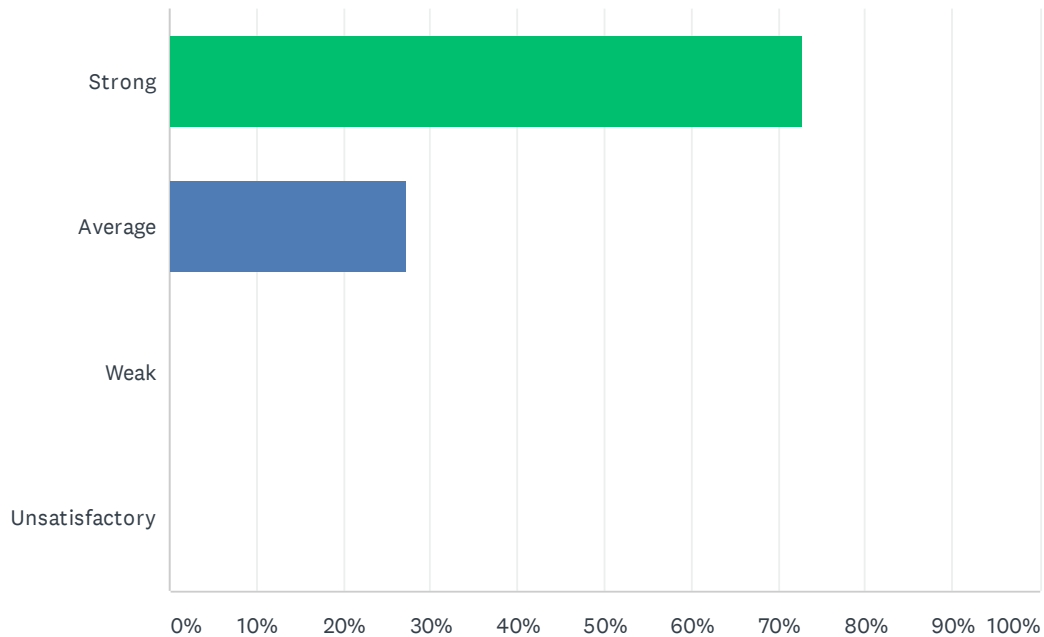
Answered: 11 Skipped: 0



ANSWER CHOICES	RESPONSES	
Strong	63.64%	7
Average	27.27%	3
Weak	9.09%	1
Unsatisfactory	0.00%	0
TOTAL		11

Q9 Administration supports staff against attacks and criticism from parents.

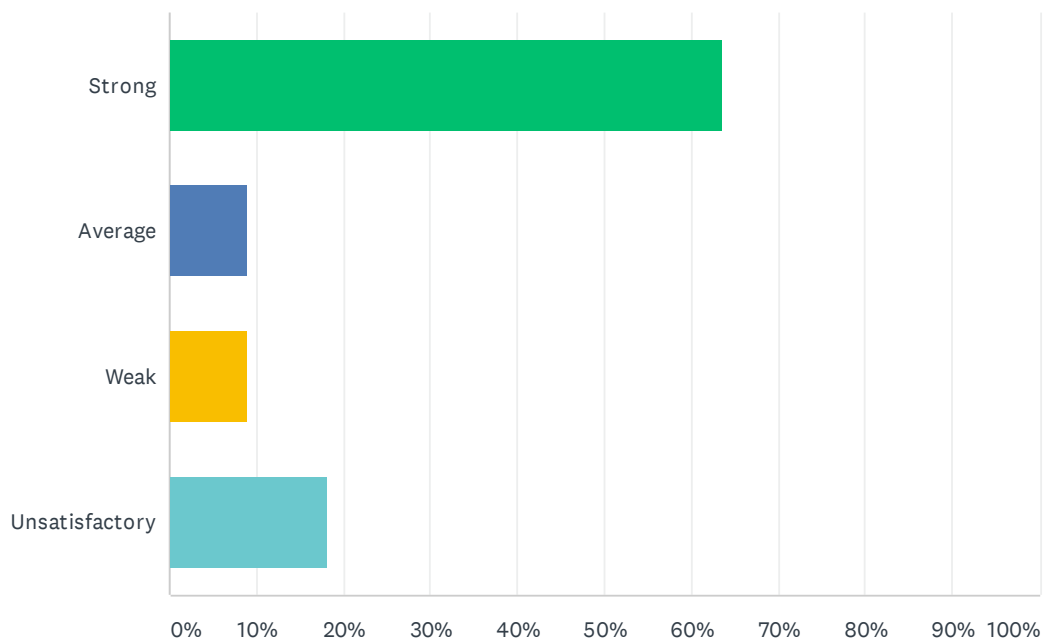
Answered: 11 Skipped: 0



ANSWER CHOICES	RESPONSES	
Strong	72.73%	8
Average	27.27%	3
Weak	0.00%	0
Unsatisfactory	0.00%	0
TOTAL		11

Q10 Site administration treats all teachers equally; there is no preferential treatment.

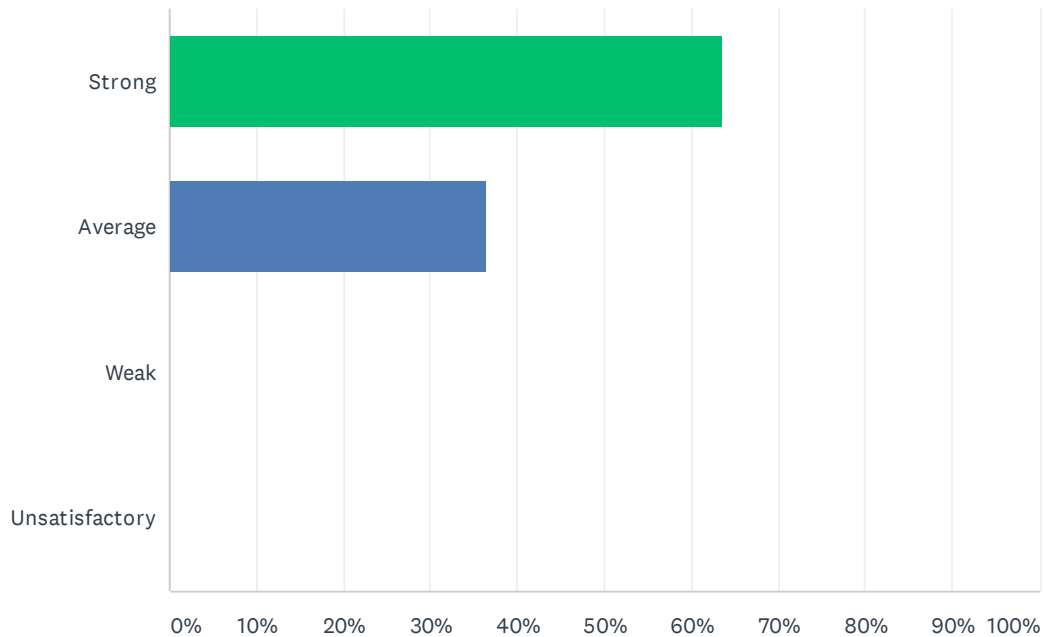
Answered: 11 Skipped: 0



ANSWER CHOICES	RESPONSES	
Strong	63.64%	7
Average	9.09%	1
Weak	9.09%	1
Unsatisfactory	18.18%	2
TOTAL		11

Q11 Administration supports classroom discipline procedures and follows District discipline guidelines.

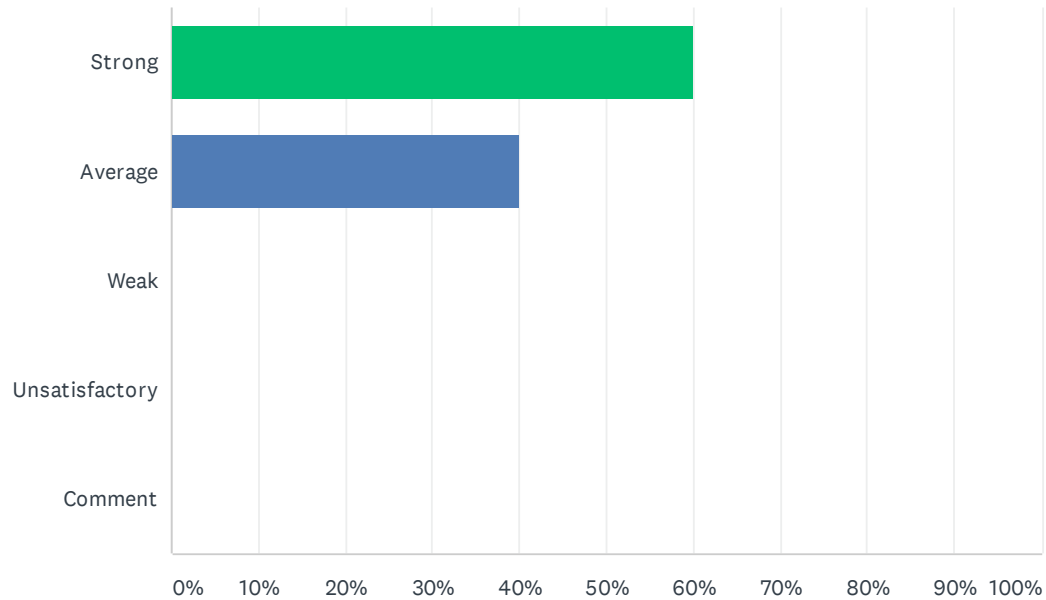
Answered: 11 Skipped: 0



ANSWER CHOICES	RESPONSES	
Strong	63.64%	7
Average	36.36%	4
Weak	0.00%	0
Unsatisfactory	0.00%	0
TOTAL		11

Q12 Administration processes ODR's (Office Disciplinary Referrals) within 48 hours and supports staff when discipline moves beyond classroom managed behaviors.

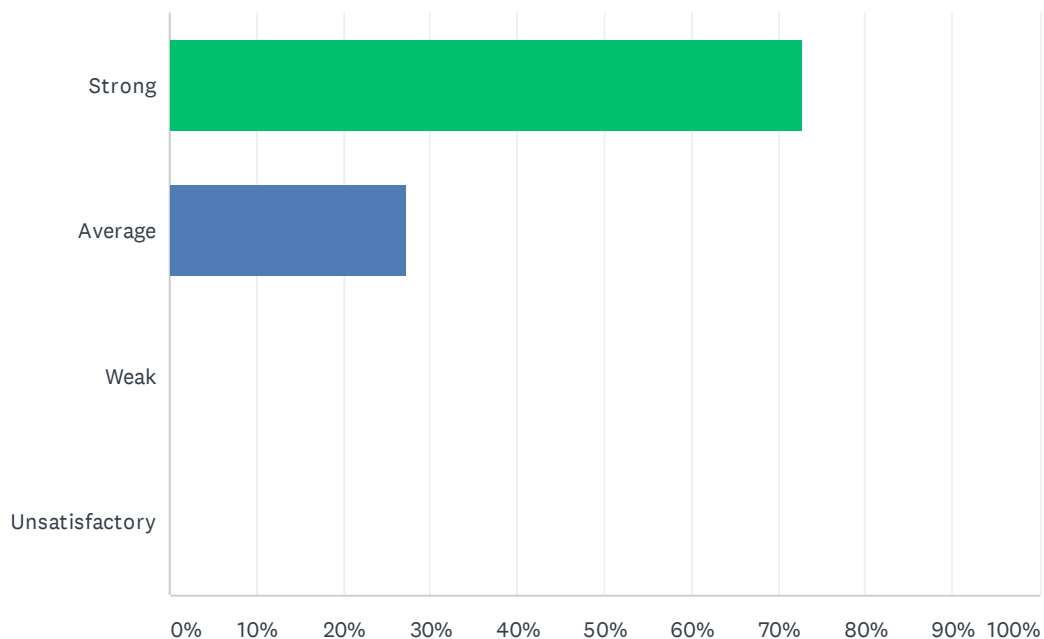
Answered: 10 Skipped: 1



ANSWER CHOICES	RESPONSES	
Strong	60.00%	6
Average	40.00%	4
Weak	0.00%	0
Unsatisfactory	0.00%	0
Comment	0.00%	0
TOTAL		10

Q13 Administration treats teachers as professionals; the teacher's word is not disregarded in favor of the student's.

Answered: 11 Skipped: 0



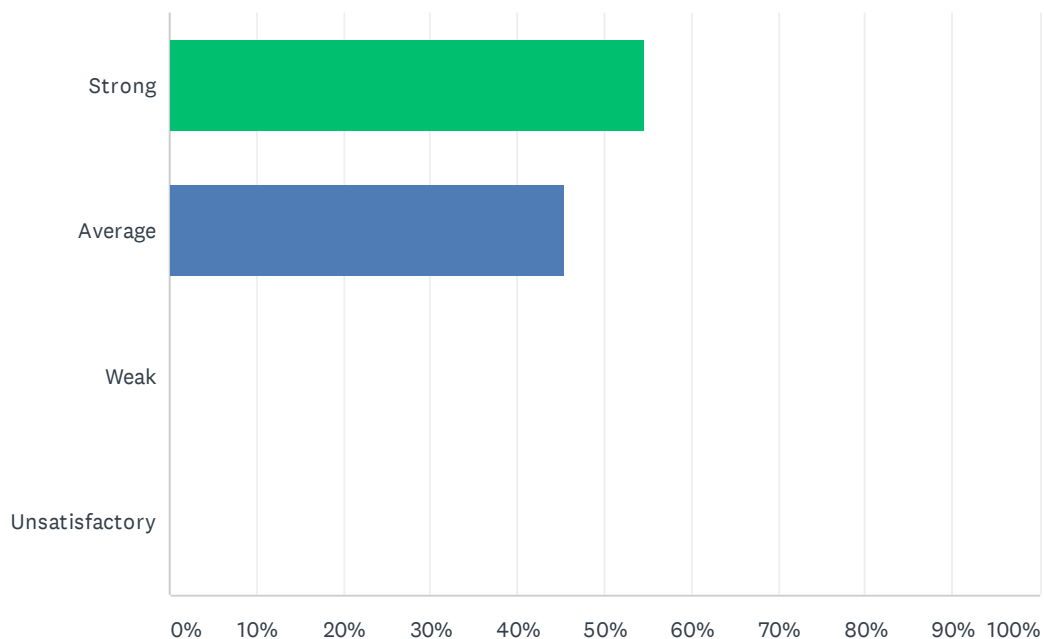
ANSWER CHOICES	RESPONSES	
Strong	72.73%	8
Average	27.27%	3
Weak	0.00%	0
Unsatisfactory	0.00%	0
TOTAL		11

Q14 How do you feel that your administration positively/negatively impacts working conditions at your site?

Answered: 8 Skipped: 3

Q15 Site staff is involved in setting school policies and budgetary priorities.

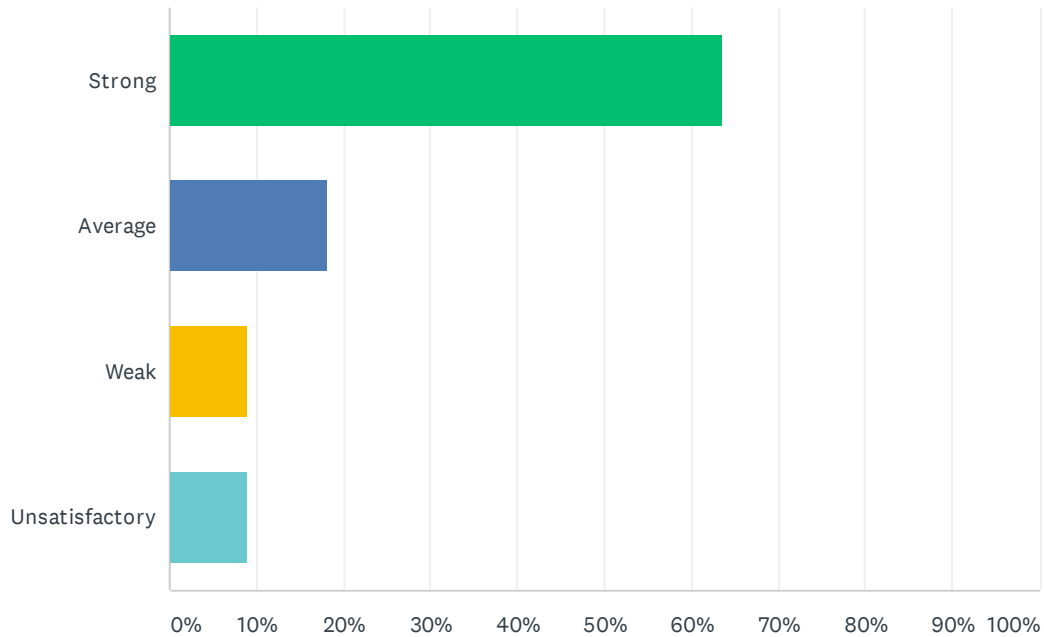
Answered: 11 Skipped: 0



ANSWER CHOICES	RESPONSES	
Strong	54.55%	6
Average	45.45%	5
Weak	0.00%	0
Unsatisfactory	0.00%	0
TOTAL		11

Q16 Site meetings are productive and not excessive.

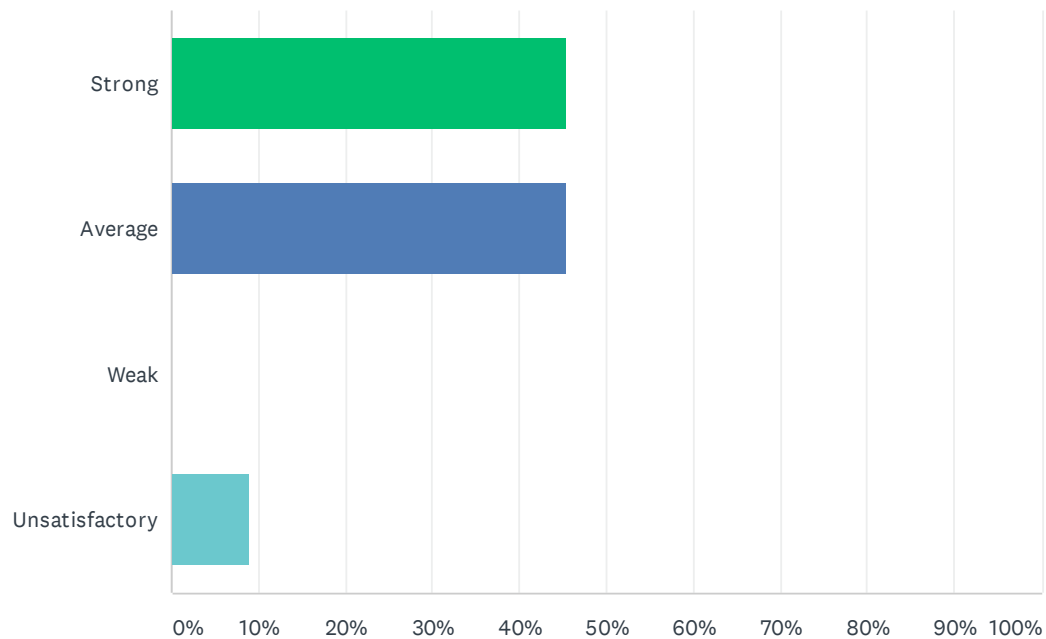
Answered: 11 Skipped: 0



ANSWER CHOICES	RESPONSES	
Strong	63.64%	7
Average	18.18%	2
Weak	9.09%	1
Unsatisfactory	9.09%	1
TOTAL		11

Q17 Bank days are used for PLC activities; Site administration uses two Bank Days a month and staff gets uninterrupted planning/preparation time twice a month during Bank Days.

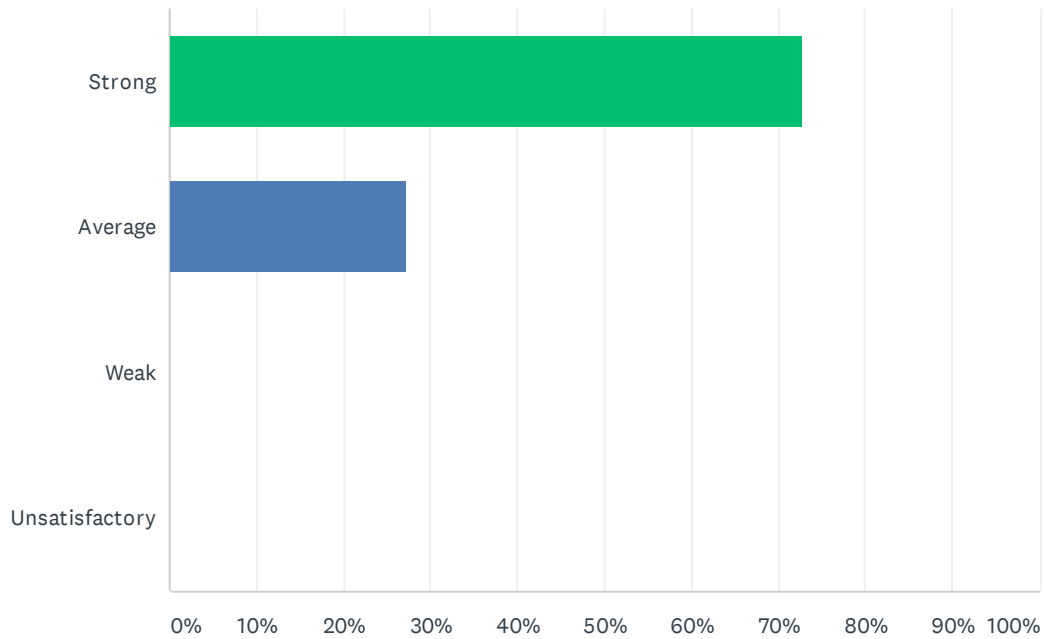
Answered: 11 Skipped: 0



ANSWER CHOICES	RESPONSES	
Strong	45.45%	5
Average	45.45%	5
Weak	0.00%	0
Unsatisfactory	9.09%	1
TOTAL		11

Q18 My site receives daily consecutive uninterrupted planning/preparation time. (30 minutes / 40 minutes)

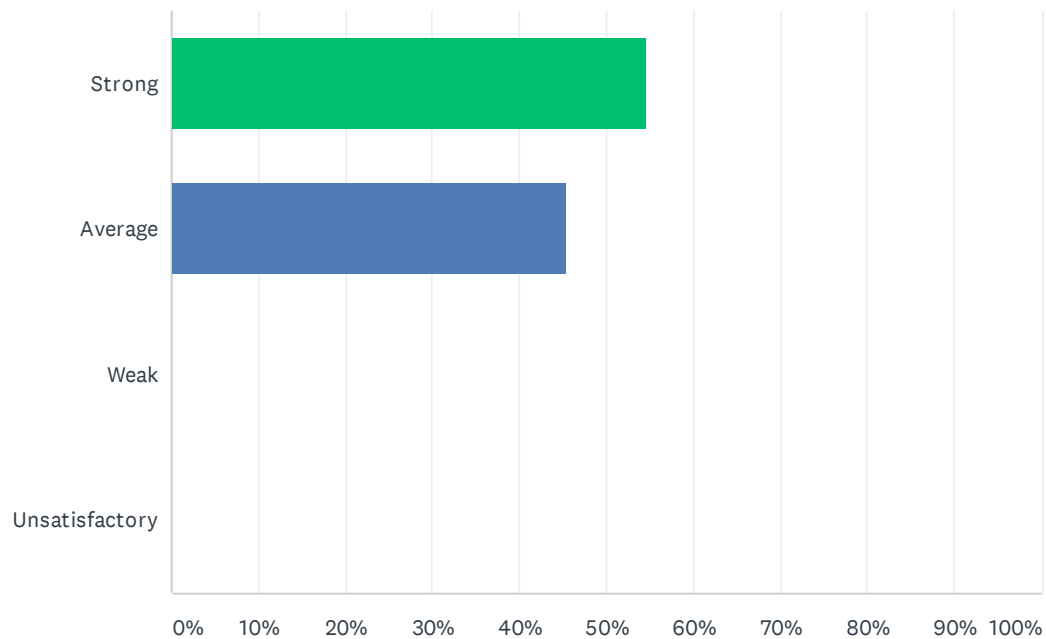
Answered: 11 Skipped: 0



ANSWER CHOICES	RESPONSES	
Strong	72.73%	8
Average	27.27%	3
Weak	0.00%	0
Unsatisfactory	0.00%	0
TOTAL		11

Q19 Staff is given time to input district required data (ie. Benchmarks, Dibels, CFAs, Report Card, and etc).

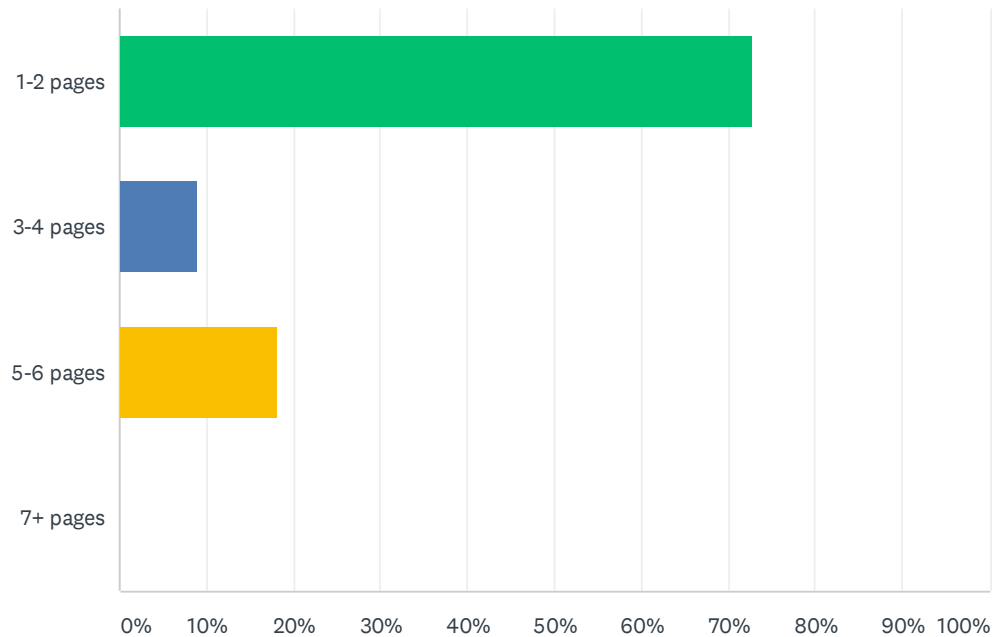
Answered: 11 Skipped: 0



ANSWER CHOICES	RESPONSES	
Strong	54.55%	6
Average	45.45%	5
Weak	0.00%	0
Unsatisfactory	0.00%	0
TOTAL		11

Q20 Teachers are required to submit complete, but not excessively lengthy lesson plans.

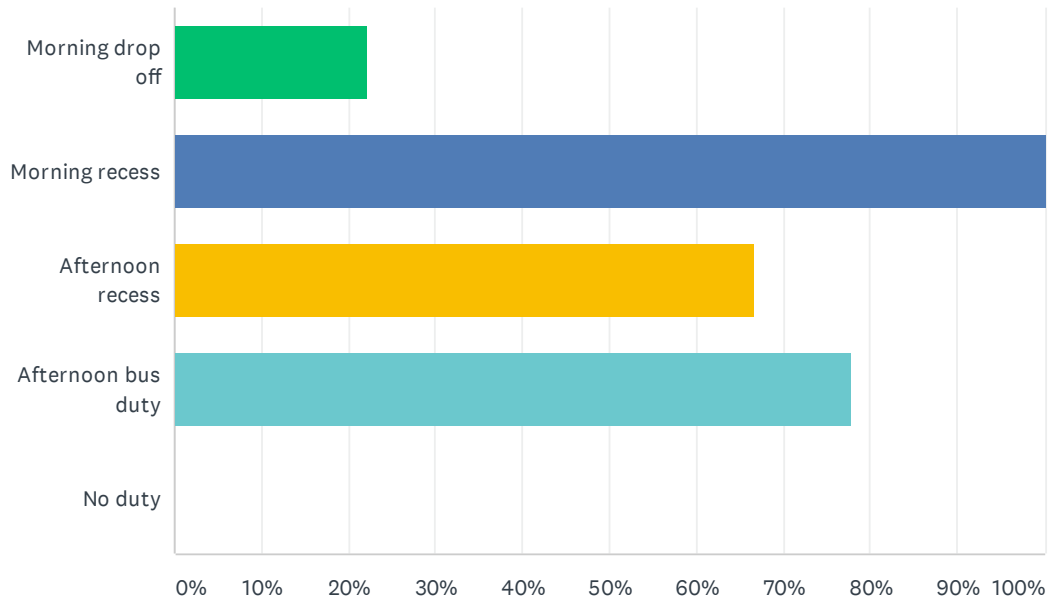
Answered: 11 Skipped: 0



ANSWER CHOICES	RESPONSES	
1-2 pages	72.73%	8
3-4 pages	9.09%	1
5-6 pages	18.18%	2
7+ pages	0.00%	0
TOTAL		11

Q21 Staff has recess and/or bus duty.

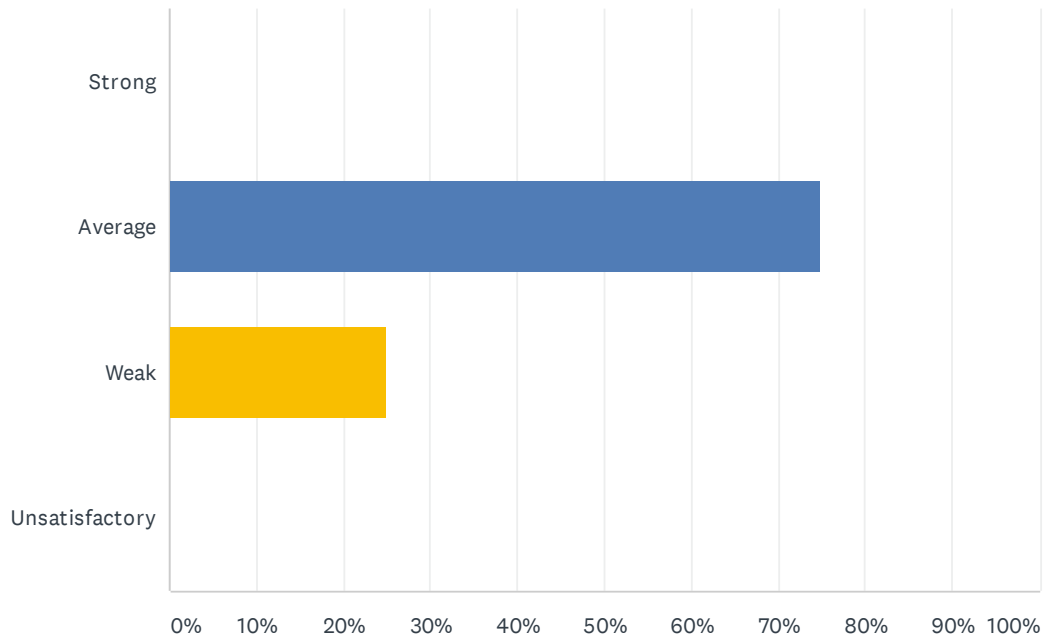
Answered: 9 Skipped: 2



ANSWER CHOICES	RESPONSES	
Morning drop off	22.22%	2
Morning recess	100.00%	9
Afternoon recess	66.67%	6
Afternoon bus duty	77.78%	7
No duty	0.00%	0
Total Respondents: 9		

Q22 The Special Education Department is assisting you with your questions, problems, and concerns.

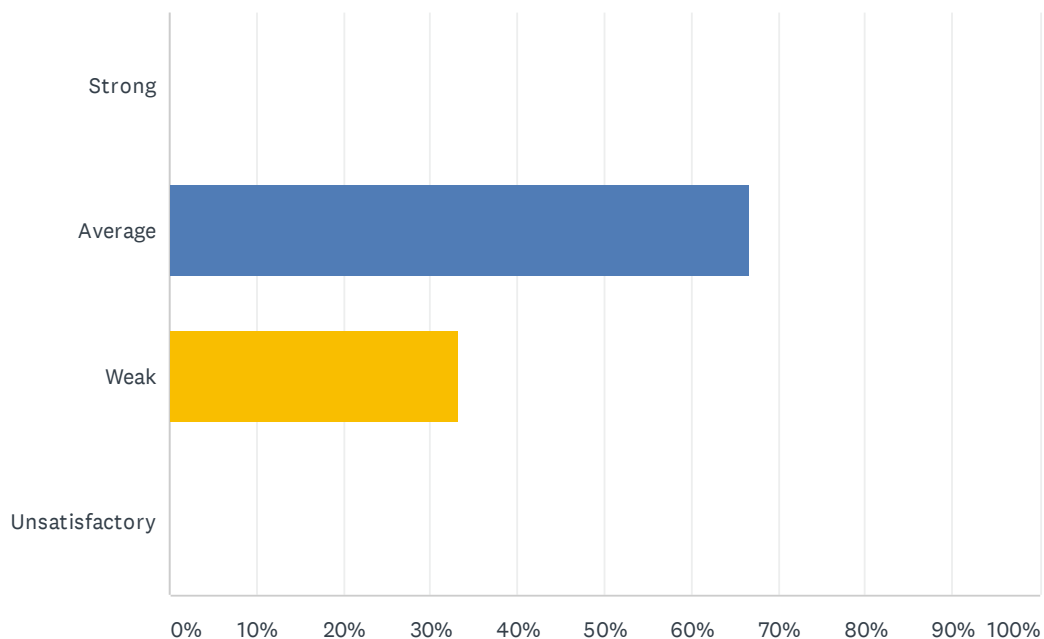
Answered: 4 Skipped: 7



ANSWER CHOICES	RESPONSES	
Strong	0.00%	0
Average	75.00%	3
Weak	25.00%	1
Unsatisfactory	0.00%	0
TOTAL		4

Q23 Special Education class size is balanced within each program to ensure student safety and individualized instruction.

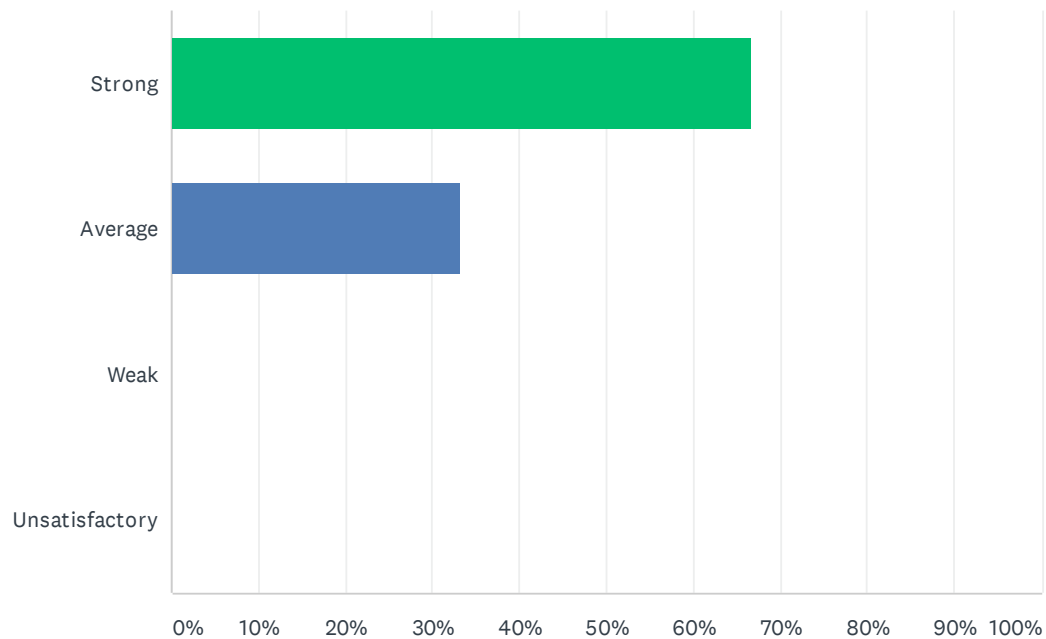
Answered: 3 Skipped: 8



ANSWER CHOICES	RESPONSES	
Strong	0.00%	0
Average	66.67%	2
Weak	33.33%	1
Unsatisfactory	0.00%	0
TOTAL		3

Q24 Special education teachers have opportunities to participate in school-based, content area staff development.

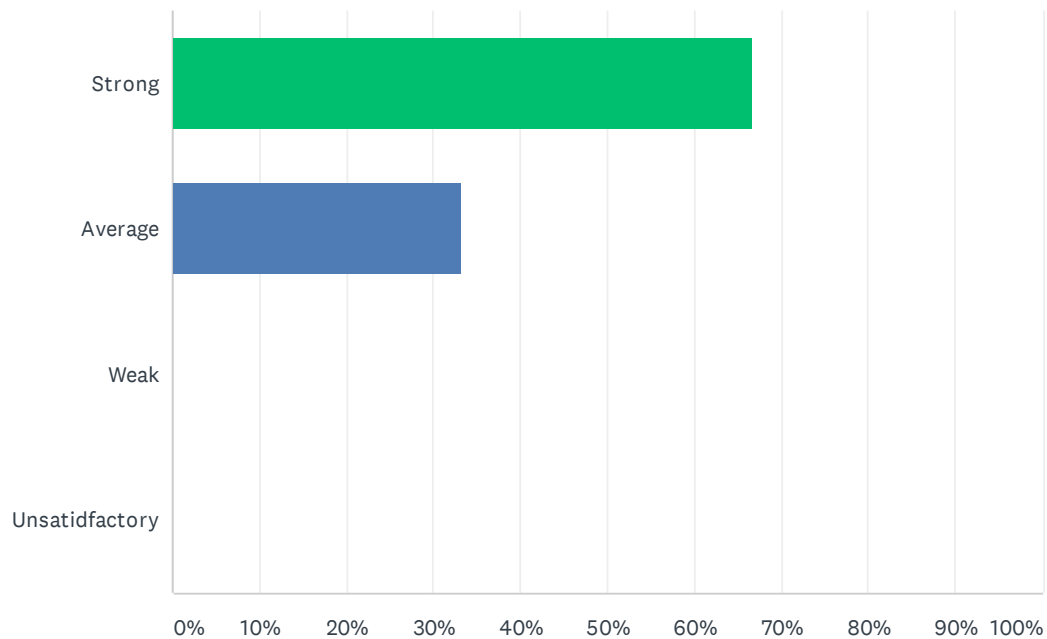
Answered: 3 Skipped: 8



ANSWER CHOICES	RESPONSES	
Strong	66.67%	2
Average	33.33%	1
Weak	0.00%	0
Unsatisfactory	0.00%	0
TOTAL		3

Q25 Special education teachers have needed access to ALL instructional resources provided to the general education teachers.

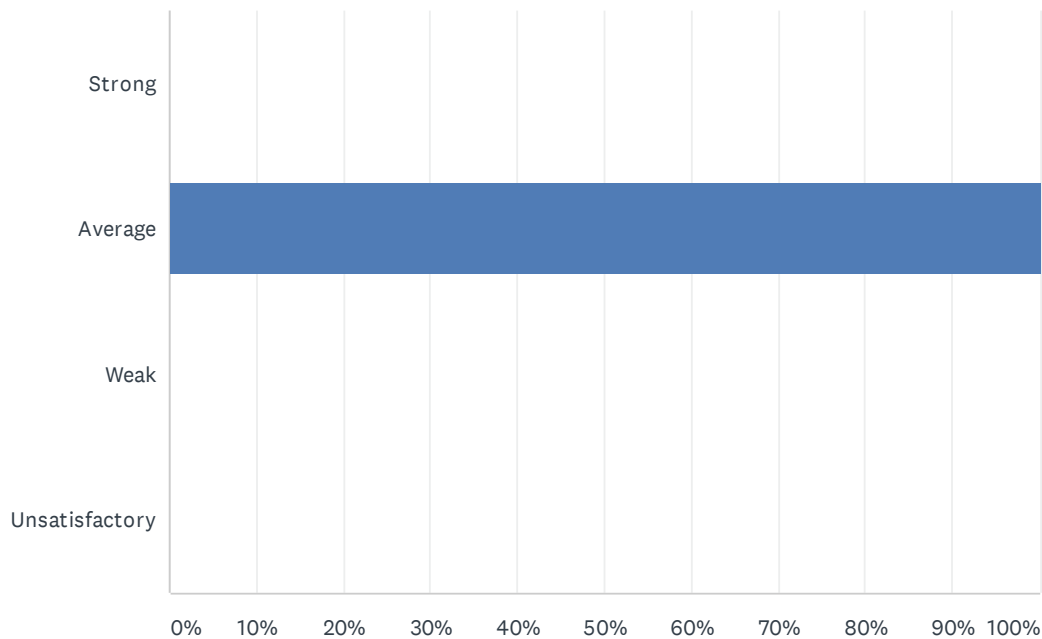
Answered: 3 Skipped: 8



ANSWER CHOICES	RESPONSES	
Strong	66.67%	2
Average	33.33%	1
Weak	0.00%	0
Unsatisfactory	0.00%	0
TOTAL		3

Q26 Special education teachers are adequately trained in the administration of state assessments and District IEP's.

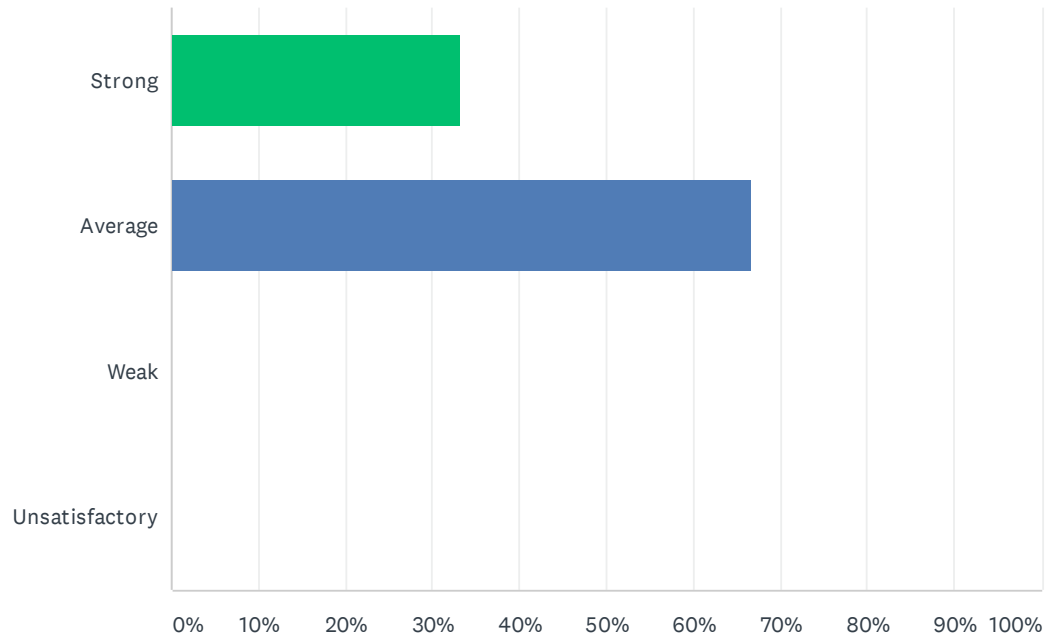
Answered: 3 Skipped: 8



ANSWER CHOICES	RESPONSES	
Strong	0.00%	0
Average	100.00%	3
Weak	0.00%	0
Unsatisfactory	0.00%	0
TOTAL		3

Q27 The site principal is accessible to discuss special education issues.

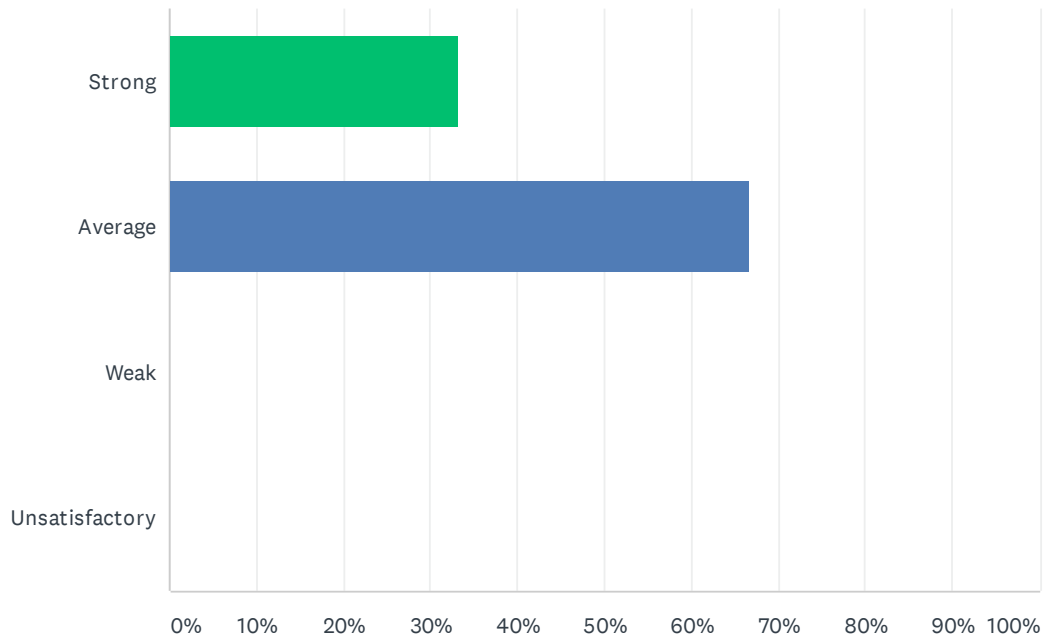
Answered: 3 Skipped: 8



ANSWER CHOICES	RESPONSES	
Strong	33.33%	1
Average	66.67%	2
Weak	0.00%	0
Unsatisfactory	0.00%	0
TOTAL		3

Q28 The site principal promotes equal opportunities for all students to learn.

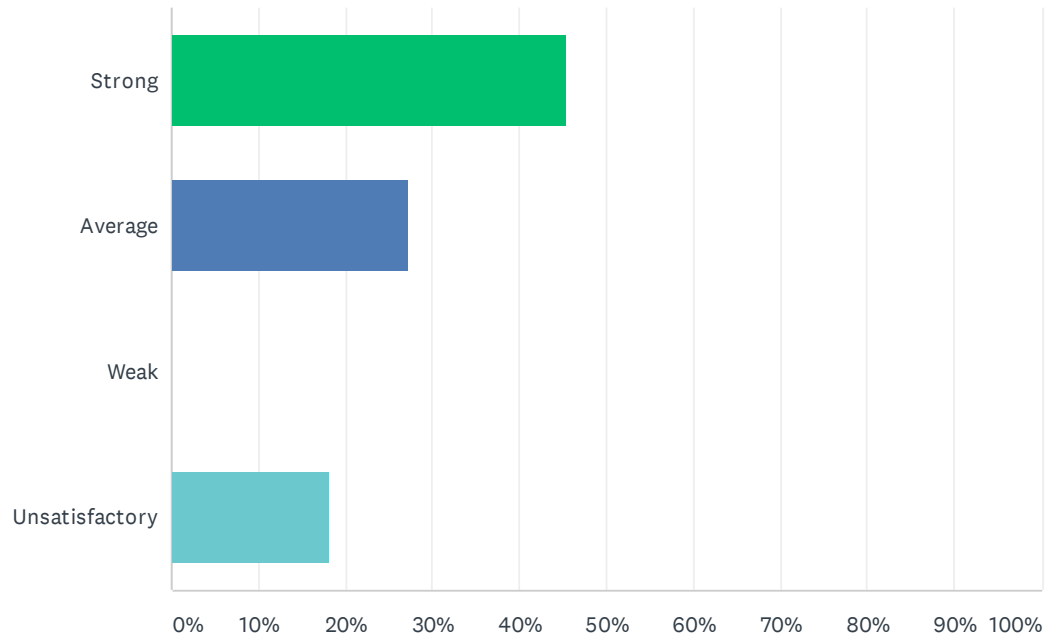
Answered: 3 Skipped: 8



ANSWER CHOICES	RESPONSES	
Strong	33.33%	1
Average	66.67%	2
Weak	0.00%	0
Unsatisfactory	0.00%	0
TOTAL		3

Q29 PBIS is used effectively and is improving behavior.

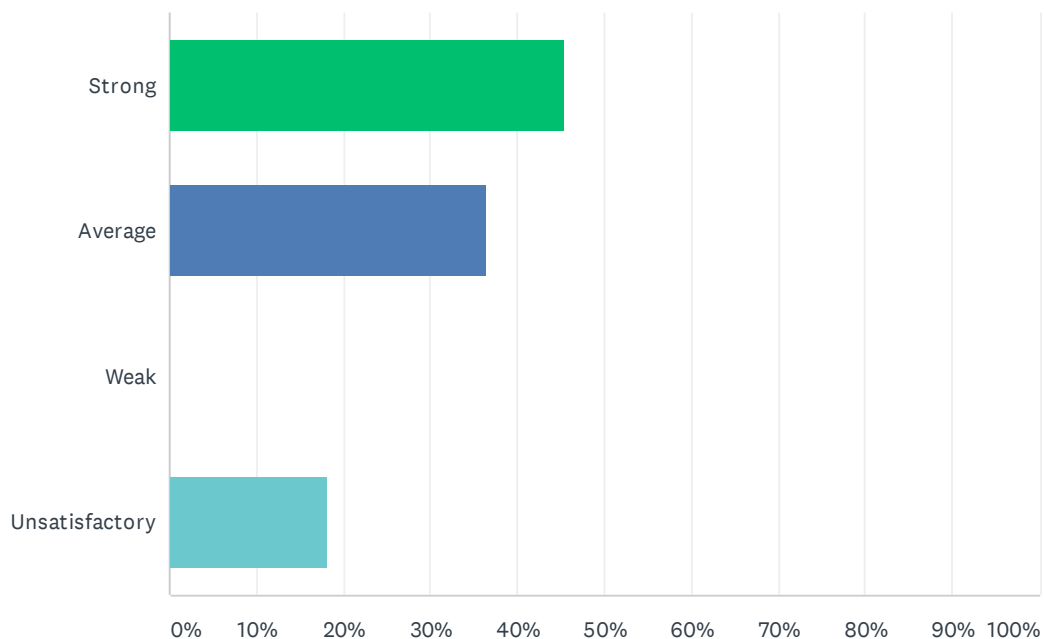
Answered: 11 Skipped: 0



ANSWER CHOICES	RESPONSES	
Strong	45.45%	5
Average	27.27%	3
Weak	0.00%	0
Unsatisfactory	18.18%	2
TOTAL		11

Q30 PBIS and Behavior Intervention Specialists are creating a safer environment at my site.

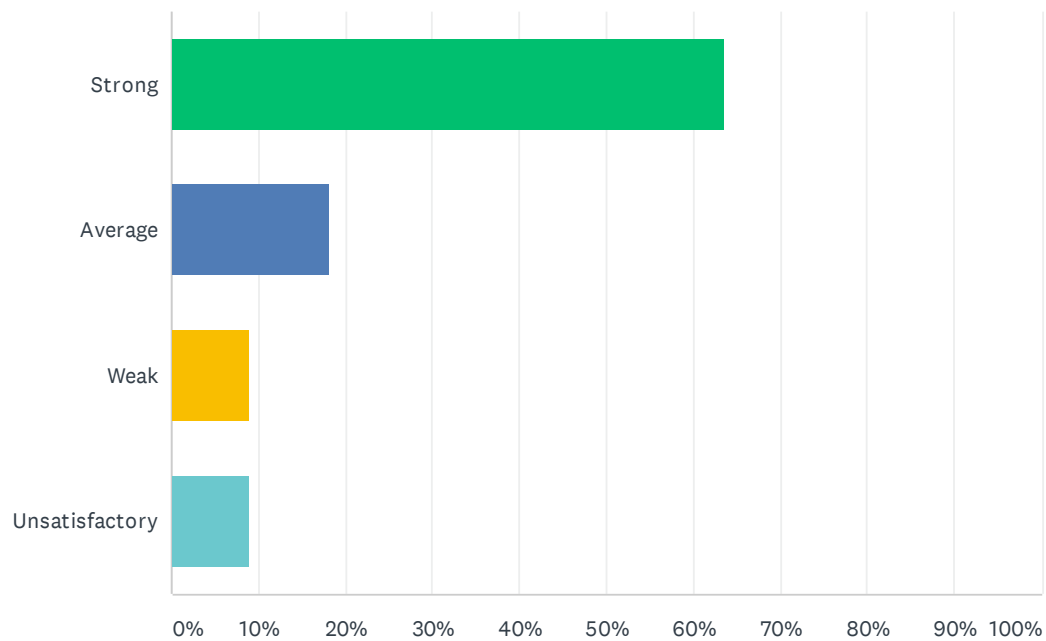
Answered: 11 Skipped: 0



ANSWER CHOICES	RESPONSES	
Strong	45.45%	5
Average	36.36%	4
Weak	0.00%	0
Unsatisfactory	18.18%	2
TOTAL		11

Q31 Staff and students feel safe at my site.

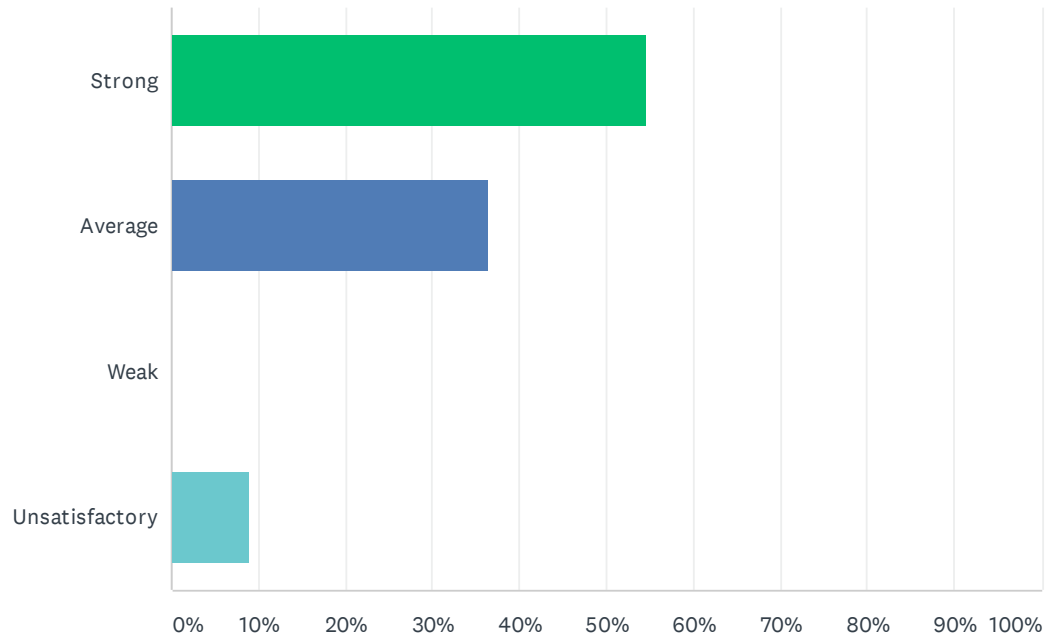
Answered: 11 Skipped: 0



ANSWER CHOICES	RESPONSES	
Strong	63.64%	7
Average	18.18%	2
Weak	9.09%	1
Unsatisfactory	9.09%	1
TOTAL		11

Q32 Discipline is improving at my site and not interfering with learning.

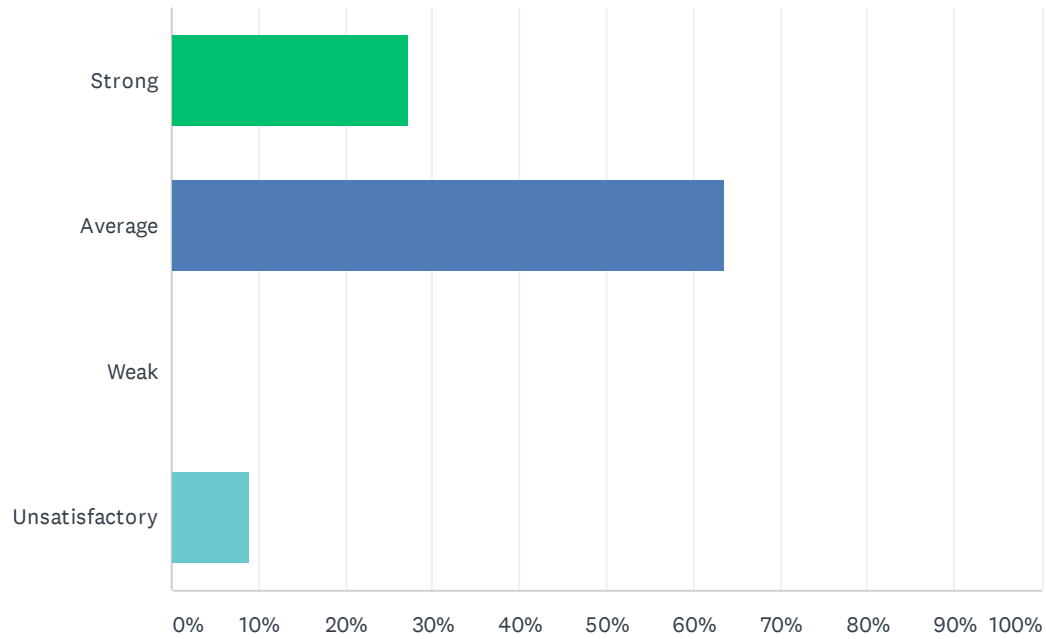
Answered: 11 Skipped: 0



ANSWER CHOICES	RESPONSES	
Strong	54.55%	6
Average	36.36%	4
Weak	0.00%	0
Unsatisfactory	9.09%	1
TOTAL		11

Q33 Positive referrals are an effective tool in improving discipline.

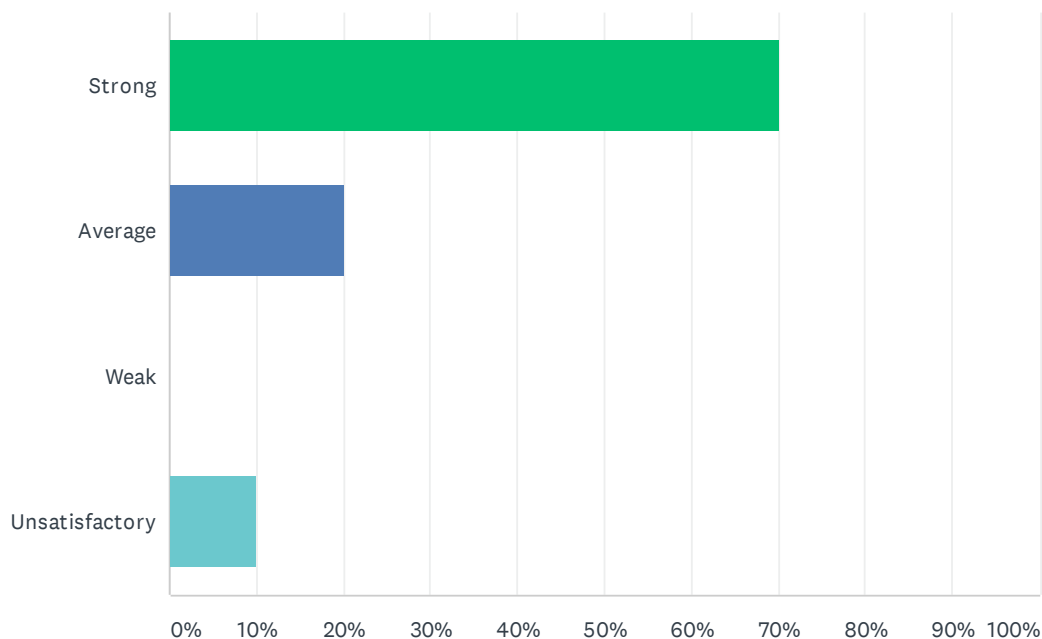
Answered: 11 Skipped: 0



ANSWER CHOICES	RESPONSES	
Strong	27.27%	3
Average	63.64%	7
Weak	0.00%	0
Unsatisfactory	9.09%	1
TOTAL		11

Q34 When ODR's (office disciplinary referral) are written the teacher's word is valued and trusted.

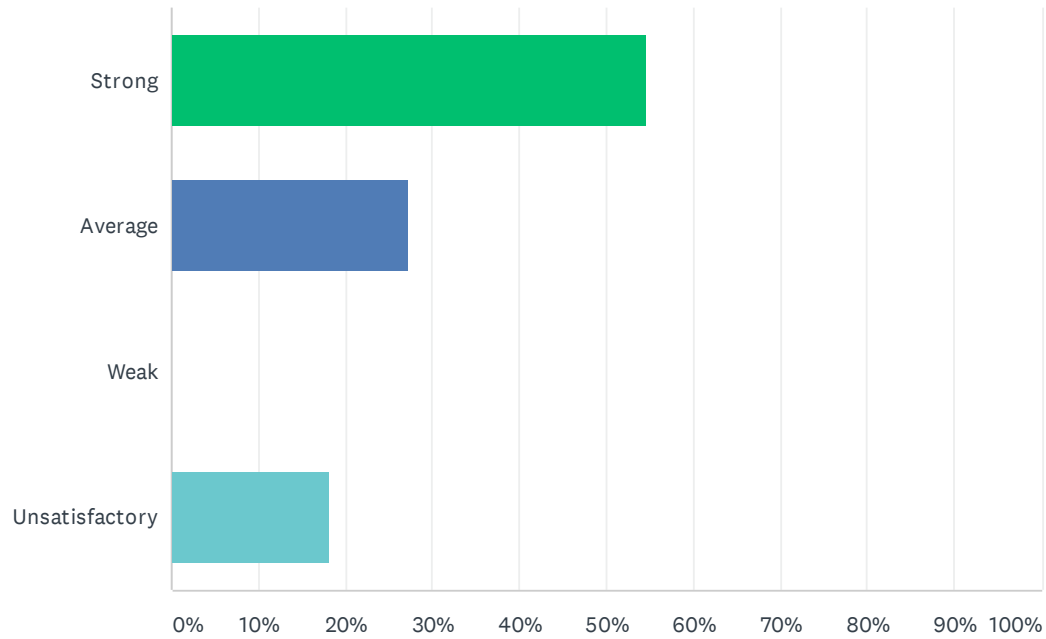
Answered: 10 Skipped: 1



ANSWER CHOICES	RESPONSES	
Strong	70.00%	7
Average	20.00%	2
Weak	0.00%	0
Unsatisfactory	10.00%	1
TOTAL		10

Q35 My site has a positive atmosphere.

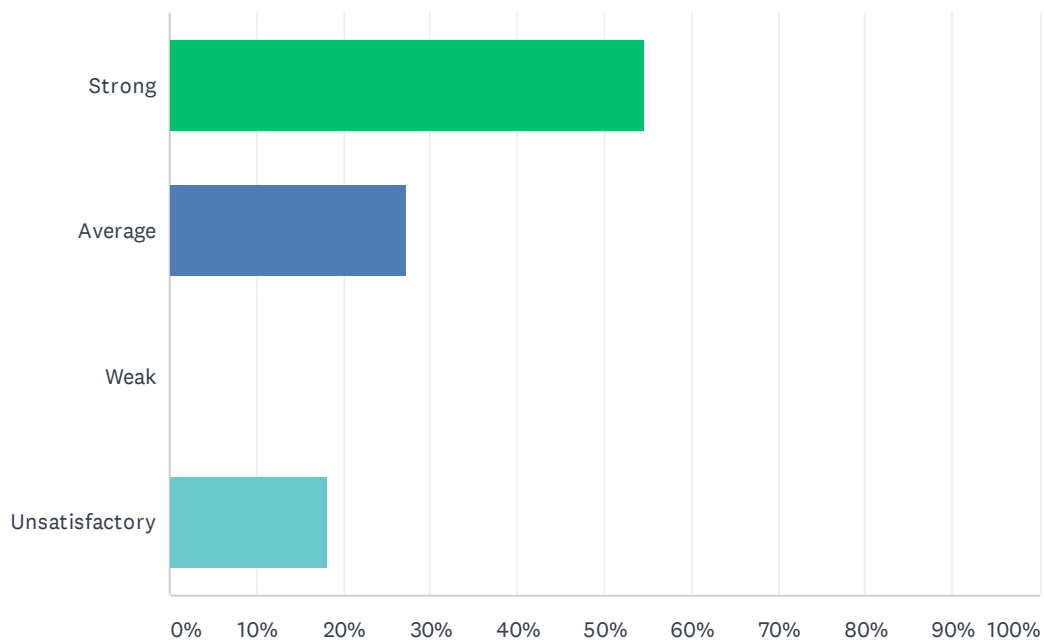
Answered: 11 Skipped: 0



ANSWER CHOICES	RESPONSES	
Strong	54.55%	6
Average	27.27%	3
Weak	0.00%	0
Unsatisfactory	18.18%	2
TOTAL		11

Q36 I would recommend my site to other employees and prospective teachers.

Answered: 11 Skipped: 0



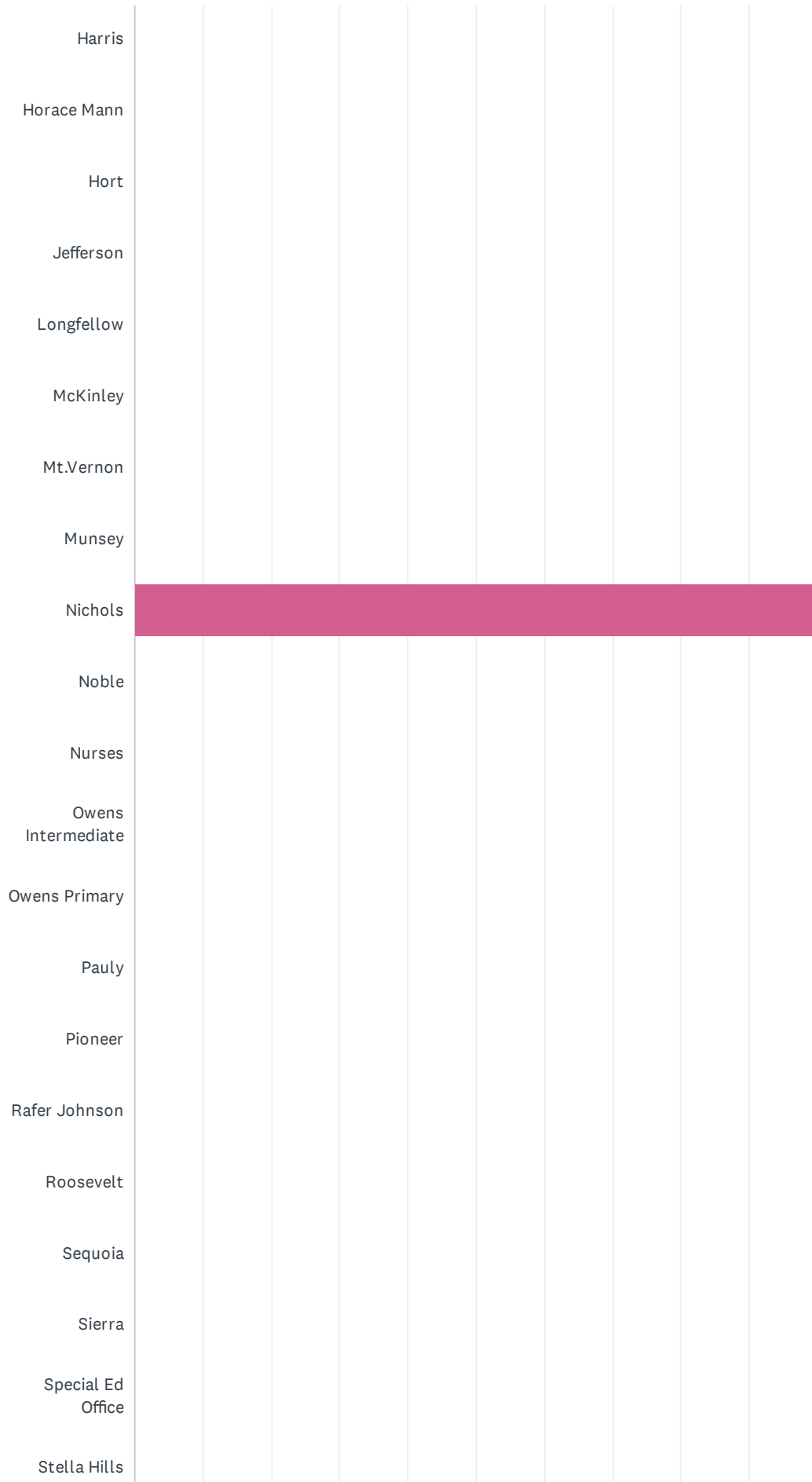
ANSWER CHOICES	RESPONSES	
Strong	54.55%	6
Average	27.27%	3
Weak	0.00%	0
Unsatisfactory	18.18%	2
TOTAL		11

Q1 School Site (If you work at multiple sites choose your home site OR complete a survey for each site at which you spend significant time.)

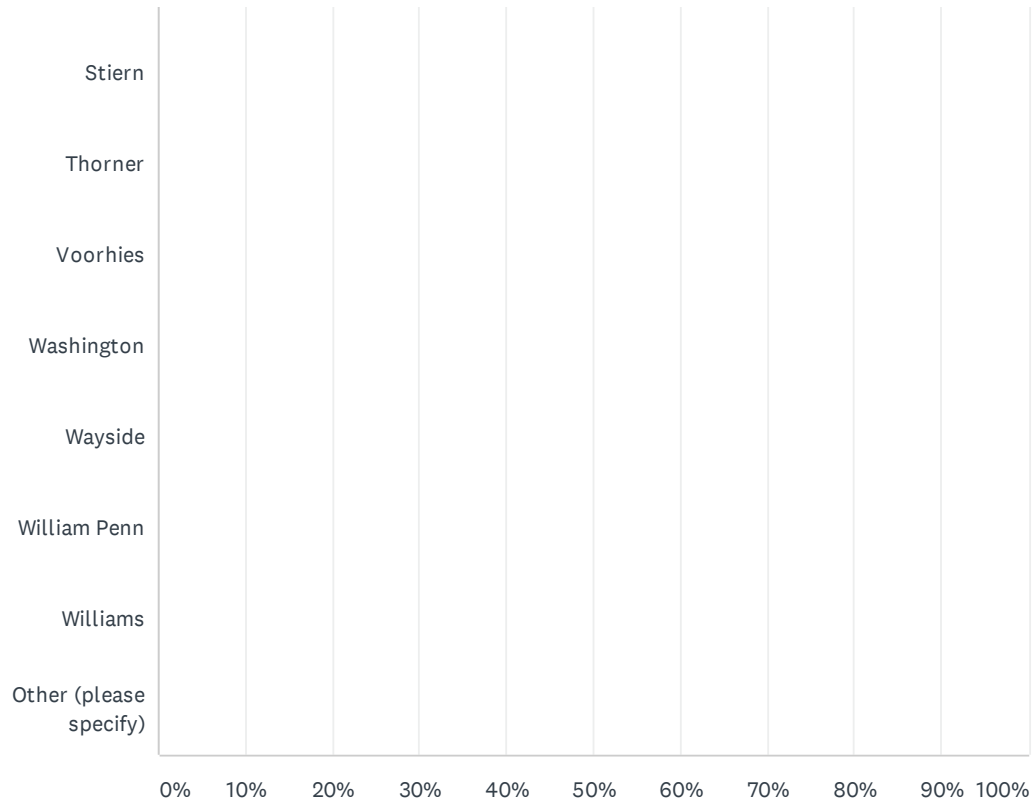
Answered: 16 Skipped: 0

Casa Loma											
Cato											
Chavez											
Chipman											
College Hts											
Compton											
Curran											
Downtown											
Ed Center											
Eissler											
Emerson											
Evergreen											
Fletcher											
Frank West											
Franklin											
Fremont											
Garza											
Harding											

2019-2020 BETA Administration/Site Climate Survey



2019-2020 BETA Administration/Site Climate Survey



2019-2020 BETA Administration/Site Climate Survey

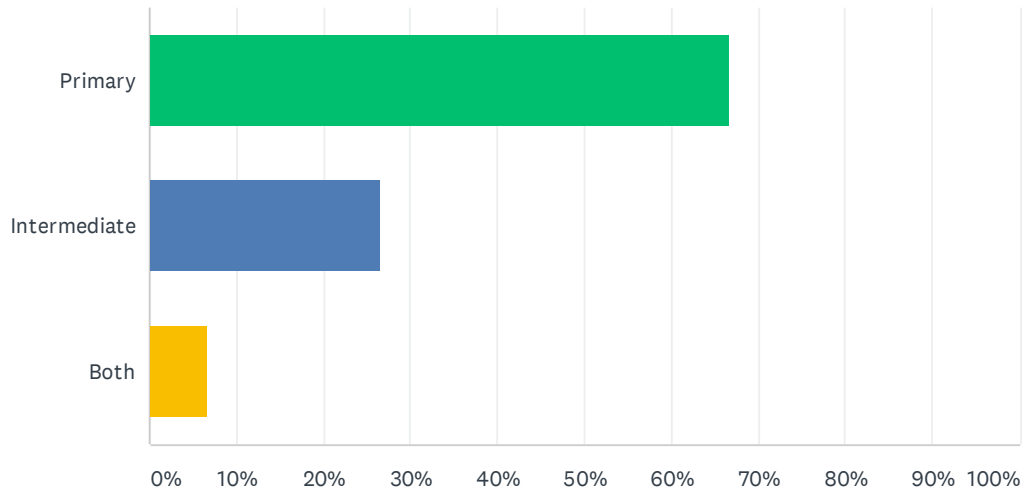
ANSWER CHOICES	RESPONSES	
Casa Loma	0.00%	0
Cato	0.00%	0
Chavez	0.00%	0
Chipman	0.00%	0
College Hts	0.00%	0
Compton	0.00%	0
Curran	0.00%	0
Downtown	0.00%	0
Ed Center	0.00%	0
Eissler	0.00%	0
Emerson	0.00%	0
Evergreen	0.00%	0
Fletcher	0.00%	0
Frank West	0.00%	0
Franklin	0.00%	0
Fremont	0.00%	0
Garza	0.00%	0
Harding	0.00%	0
Harris	0.00%	0
Horace Mann	0.00%	0
Hort	0.00%	0
Jefferson	0.00%	0
Longfellow	0.00%	0
McKinley	0.00%	0
Mt.Vernon	0.00%	0
Munsey	0.00%	0
Nichols	100.00%	16
Noble	0.00%	0
Nurses	0.00%	0
Owens Intermediate	0.00%	0
Owens Primary	0.00%	0
Pauly	0.00%	0

2019-2020 BETA Administration/Site Climate Survey

Pioneer	0.00%	0
Rafer Johnson	0.00%	0
Roosevelt	0.00%	0
Sequoia	0.00%	0
Sierra	0.00%	0
Special Ed Office	0.00%	0
Stella Hills	0.00%	0
Stiern	0.00%	0
Thorner	0.00%	0
Voorhies	0.00%	0
Washington	0.00%	0
Wayside	0.00%	0
William Penn	0.00%	0
Williams	0.00%	0
Other (please specify)	0.00%	0
Total Respondents: 16		

Q2 Instructional Grade Level or Support Services

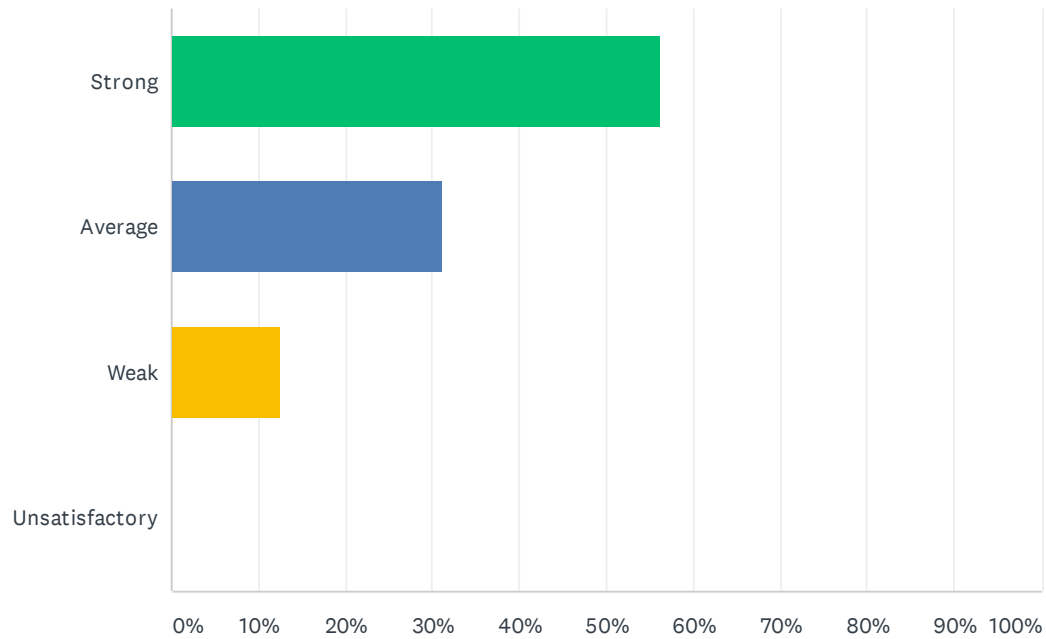
Answered: 15 Skipped: 1



ANSWER CHOICES	RESPONSES	
Primary	66.67%	10
Intermediate	26.67%	4
Both	6.67%	1
TOTAL		15

Q3 Site administration is sensitive to the needs of students, staff, and community.

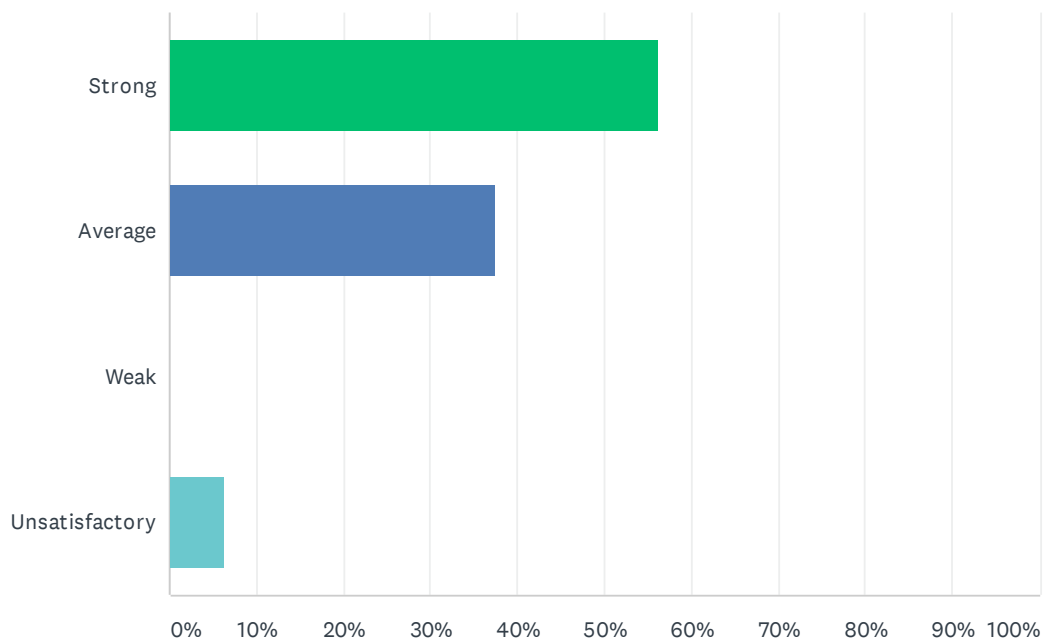
Answered: 16 Skipped: 0



ANSWER CHOICES	RESPONSES	
Strong	56.25%	9
Average	31.25%	5
Weak	12.50%	2
Unsatisfactory	0.00%	0
TOTAL		16

Q4 Site administration treats staff with respect; you feel like a valued member of a team

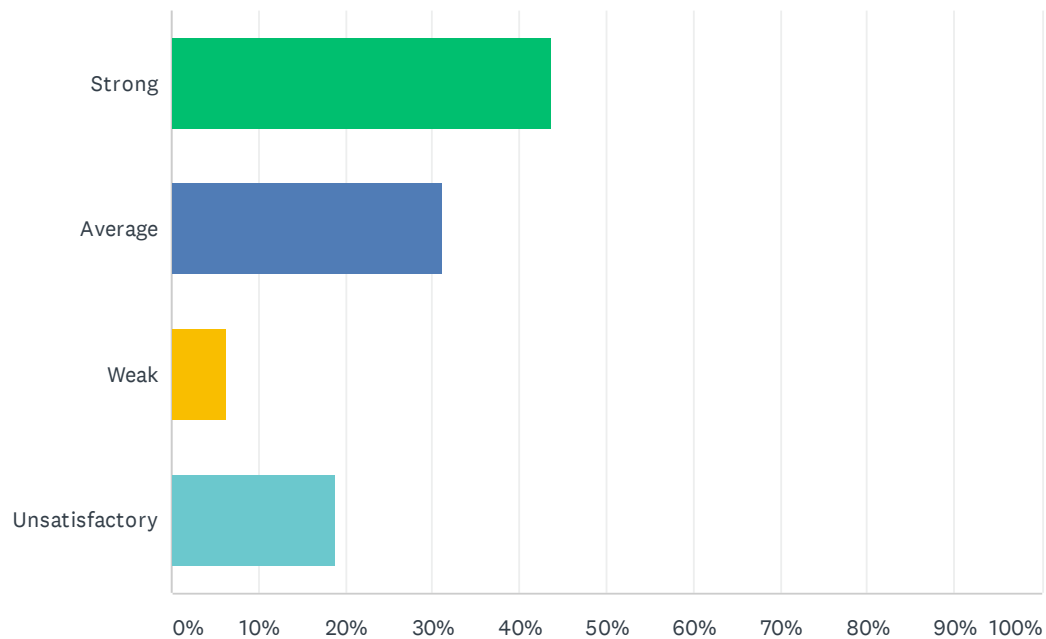
Answered: 16 Skipped: 0



ANSWER CHOICES	RESPONSES	
Strong	56.25%	9
Average	37.50%	6
Weak	0.00%	0
Unsatisfactory	6.25%	1
TOTAL		16

Q5 Site administration conducts classroom visits (walk-through) in least the disruptive manner and leaves timely feedback (within 24 hours).

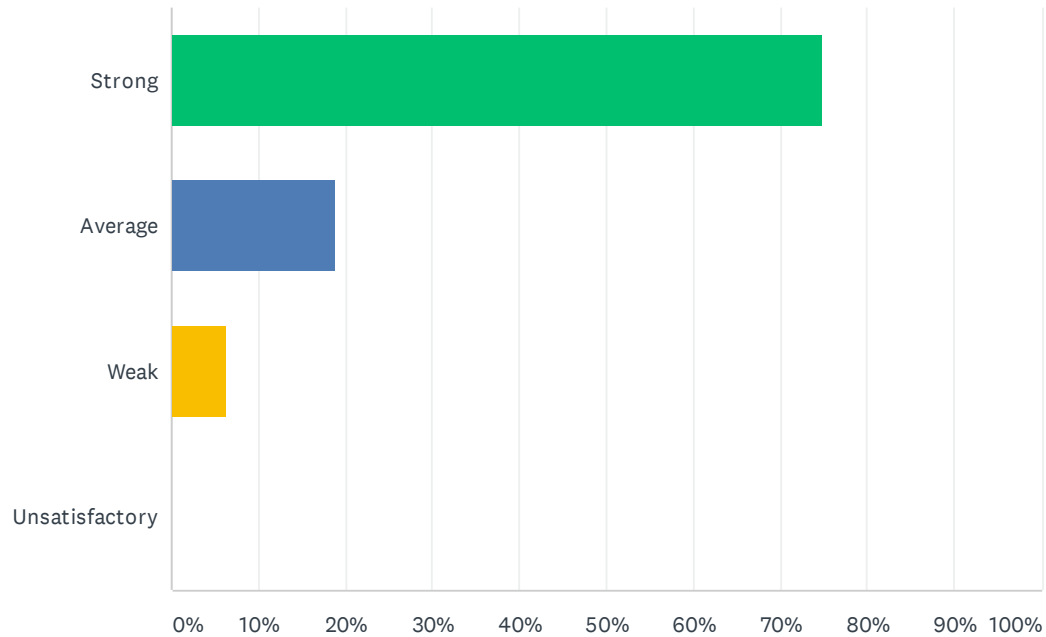
Answered: 16 Skipped: 0



ANSWER CHOICES	RESPONSES	
Strong	43.75%	7
Average	31.25%	5
Weak	6.25%	1
Unsatisfactory	18.75%	3
TOTAL		16

Q6 Site administration follows the contract and respects personal rights.

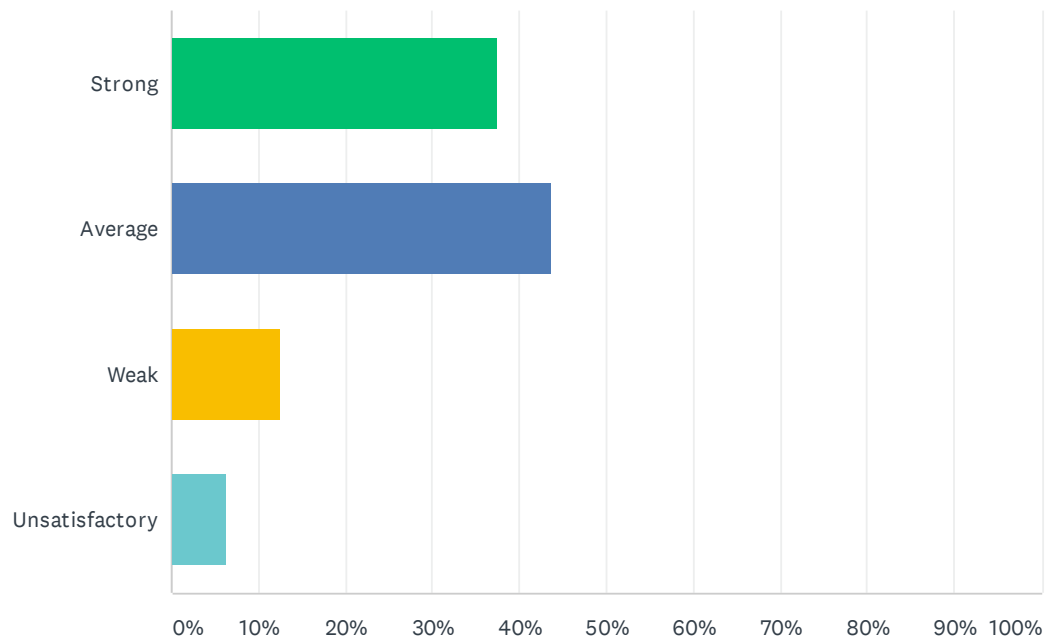
Answered: 16 Skipped: 0



ANSWER CHOICES	RESPONSES	
Strong	75.00%	12
Average	18.75%	3
Weak	6.25%	1
Unsatisfactory	0.00%	0
TOTAL		16

Q7 Administration utilizes staff according to their job description (ie. Coaches, APL's, Specialists & Staff).

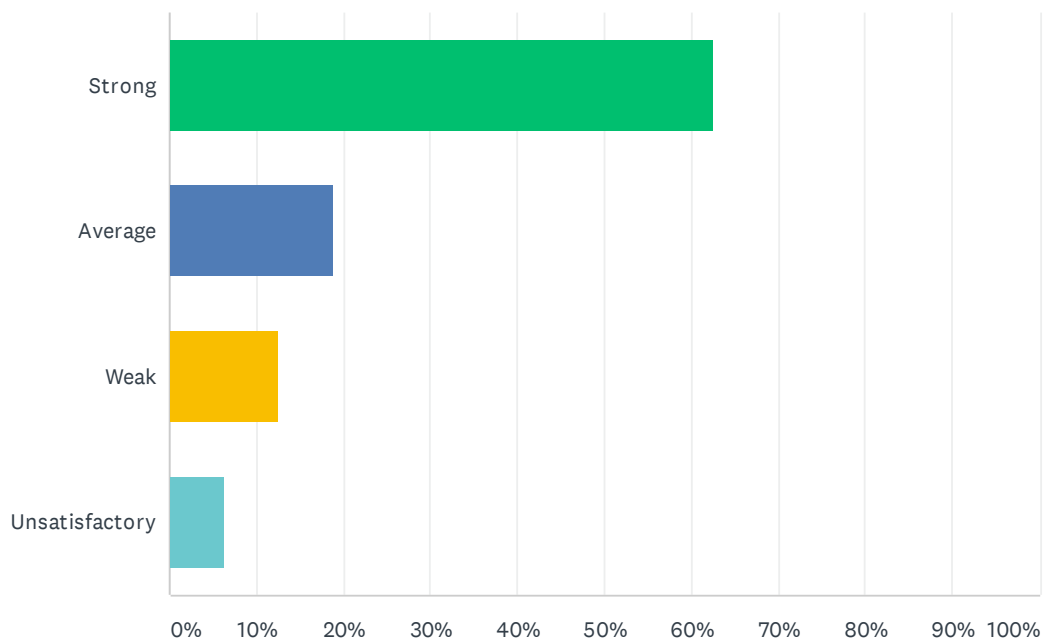
Answered: 16 Skipped: 0



ANSWER CHOICES	RESPONSES	
Strong	37.50%	6
Average	43.75%	7
Weak	12.50%	2
Unsatisfactory	6.25%	1
TOTAL		16

Q8 Administration maintains open communication with staff, parents, and students.

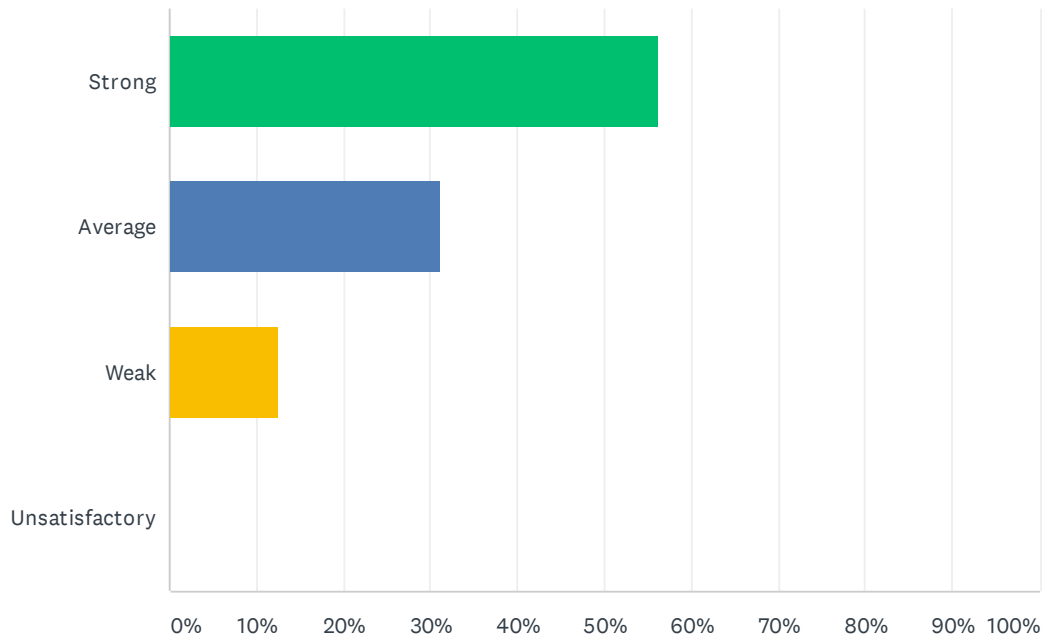
Answered: 16 Skipped: 0



ANSWER CHOICES	RESPONSES	
Strong	62.50%	10
Average	18.75%	3
Weak	12.50%	2
Unsatisfactory	6.25%	1
TOTAL		16

Q9 Administration supports staff against attacks and criticism from parents.

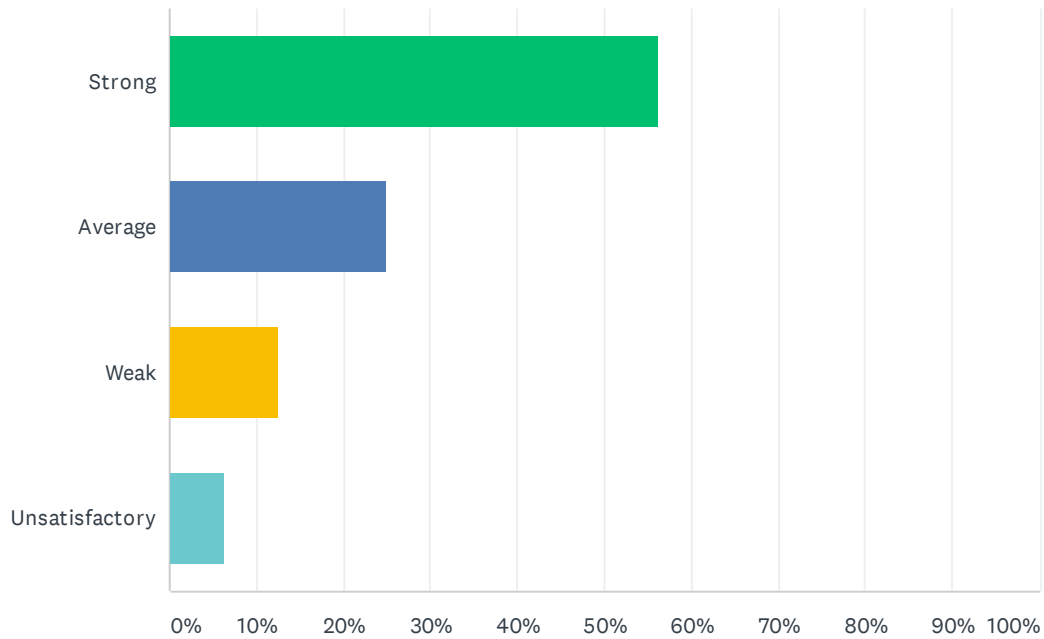
Answered: 16 Skipped: 0



ANSWER CHOICES	RESPONSES	
Strong	56.25%	9
Average	31.25%	5
Weak	12.50%	2
Unsatisfactory	0.00%	0
TOTAL		16

Q10 Site administration treats all teachers equally; there is no preferential treatment.

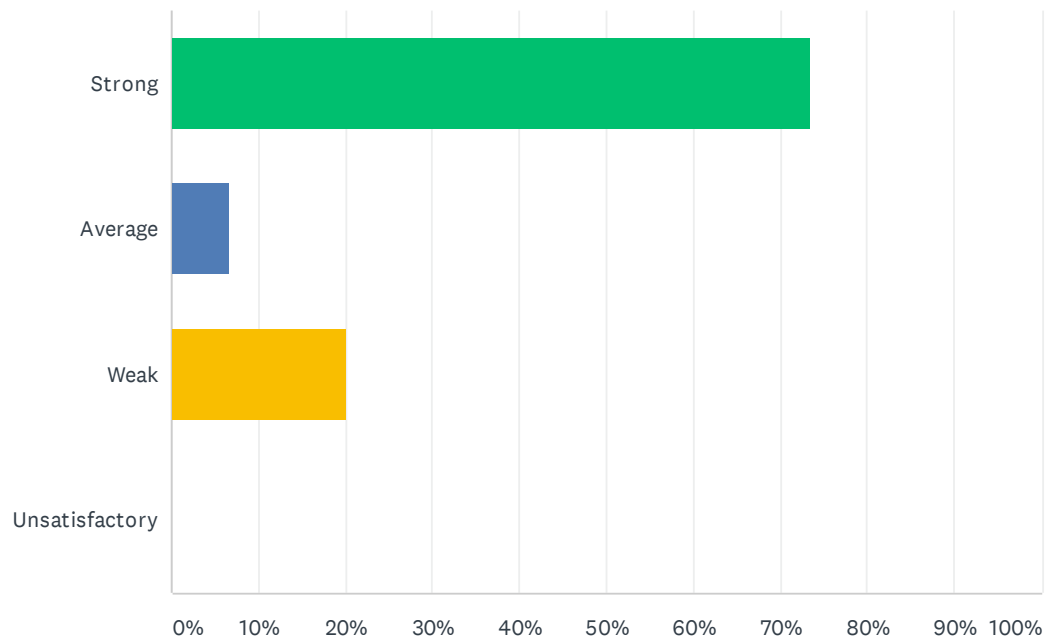
Answered: 16 Skipped: 0



ANSWER CHOICES	RESPONSES	
Strong	56.25%	9
Average	25.00%	4
Weak	12.50%	2
Unsatisfactory	6.25%	1
TOTAL		16

Q11 Administration supports classroom discipline procedures and follows District discipline guidelines.

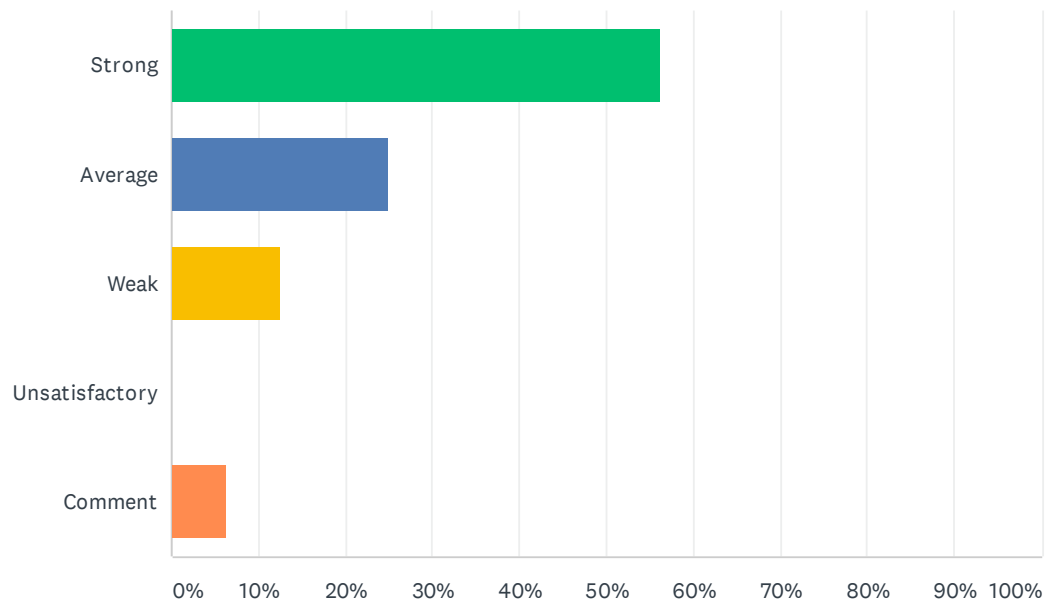
Answered: 15 Skipped: 1



ANSWER CHOICES	RESPONSES	
Strong	73.33%	11
Average	6.67%	1
Weak	20.00%	3
Unsatisfactory	0.00%	0
TOTAL		15

Q12 Administration processes ODR's (Office Disciplinary Referrals) within 48 hours and supports staff when discipline moves beyond classroom managed behaviors.

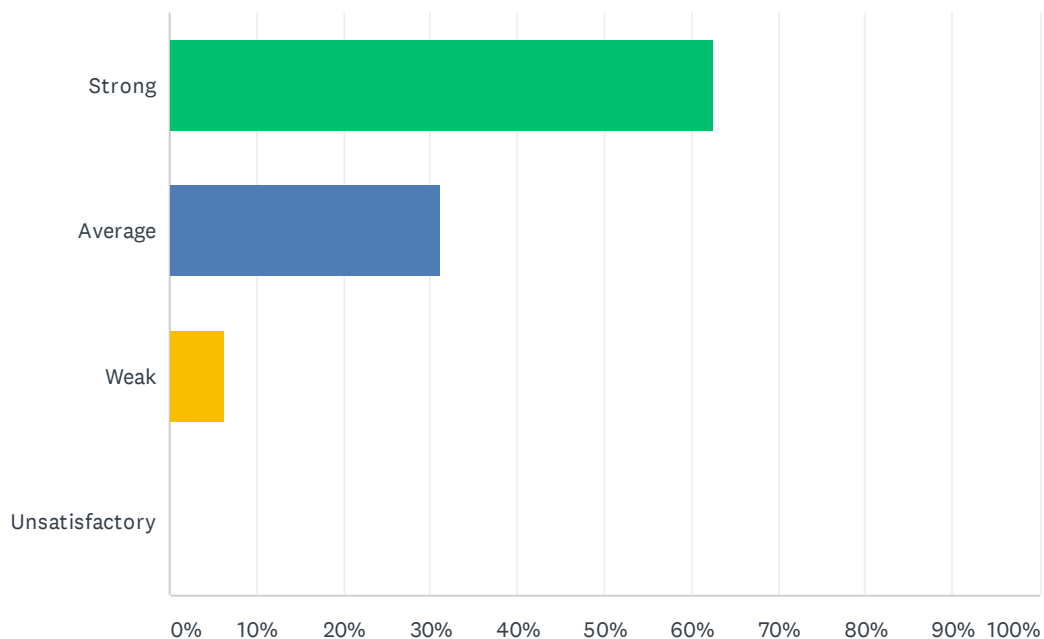
Answered: 16 Skipped: 0



ANSWER CHOICES	RESPONSES	
Strong	56.25%	9
Average	25.00%	4
Weak	12.50%	2
Unsatisfactory	0.00%	0
Comment	6.25%	1
TOTAL		16

Q13 Administration treats teachers as professionals; the teacher's word is not disregarded in favor of the student's.

Answered: 16 Skipped: 0



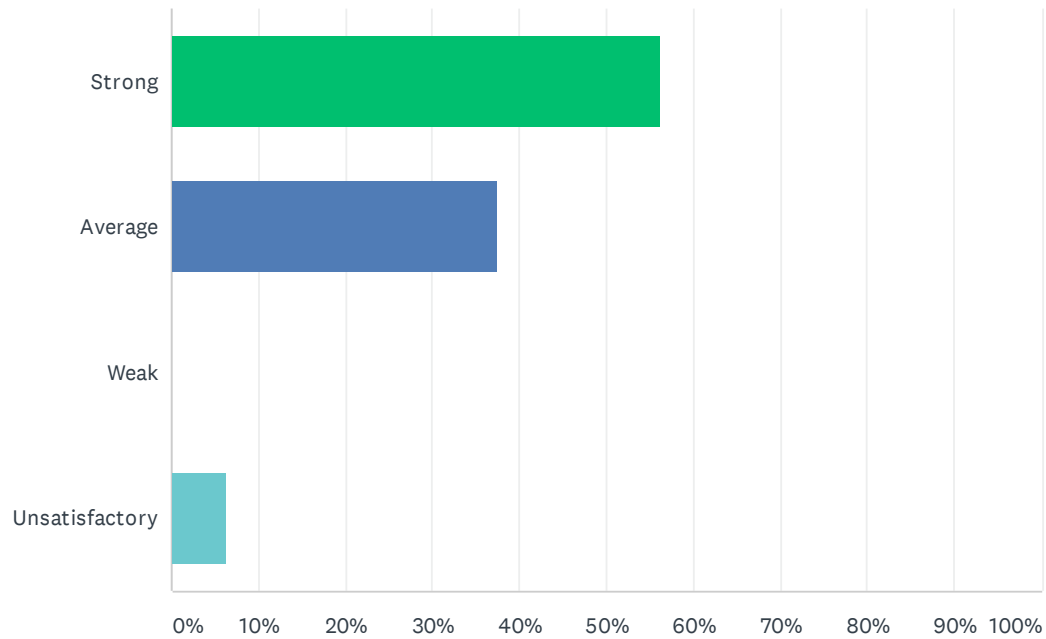
ANSWER CHOICES	RESPONSES	
Strong	62.50%	10
Average	31.25%	5
Weak	6.25%	1
Unsatisfactory	0.00%	0
TOTAL		16

Q14 How do you feel that your administration positively/negatively impacts working conditions at your site?

Answered: 11 Skipped: 5

Q15 Site staff is involved in setting school policies and budgetary priorities.

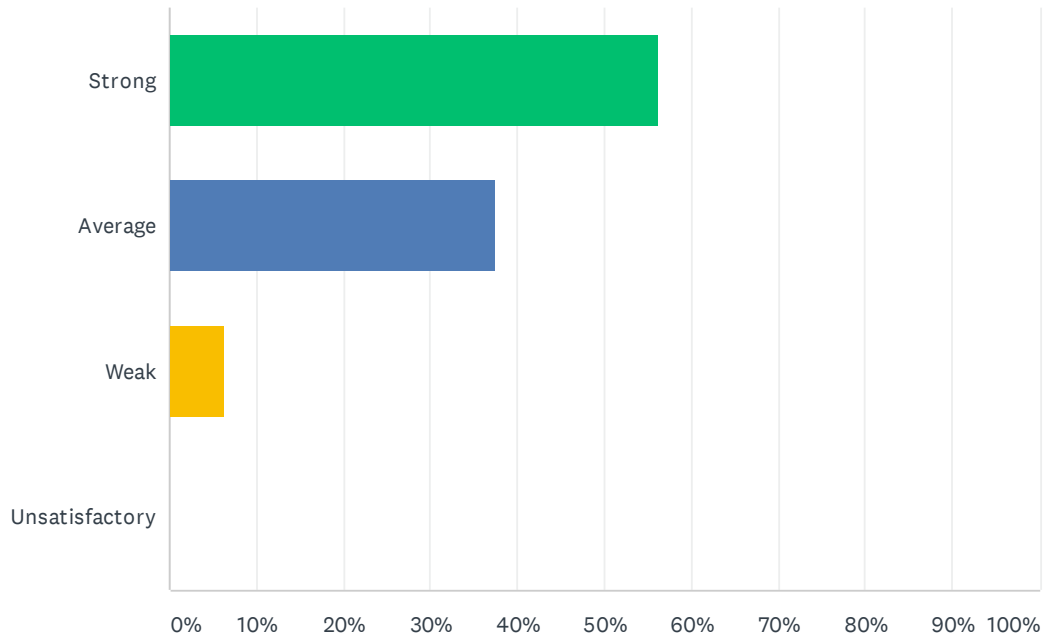
Answered: 16 Skipped: 0



ANSWER CHOICES	RESPONSES	
Strong	56.25%	9
Average	37.50%	6
Weak	0.00%	0
Unsatisfactory	6.25%	1
TOTAL		16

Q16 Site meetings are productive and not excessive.

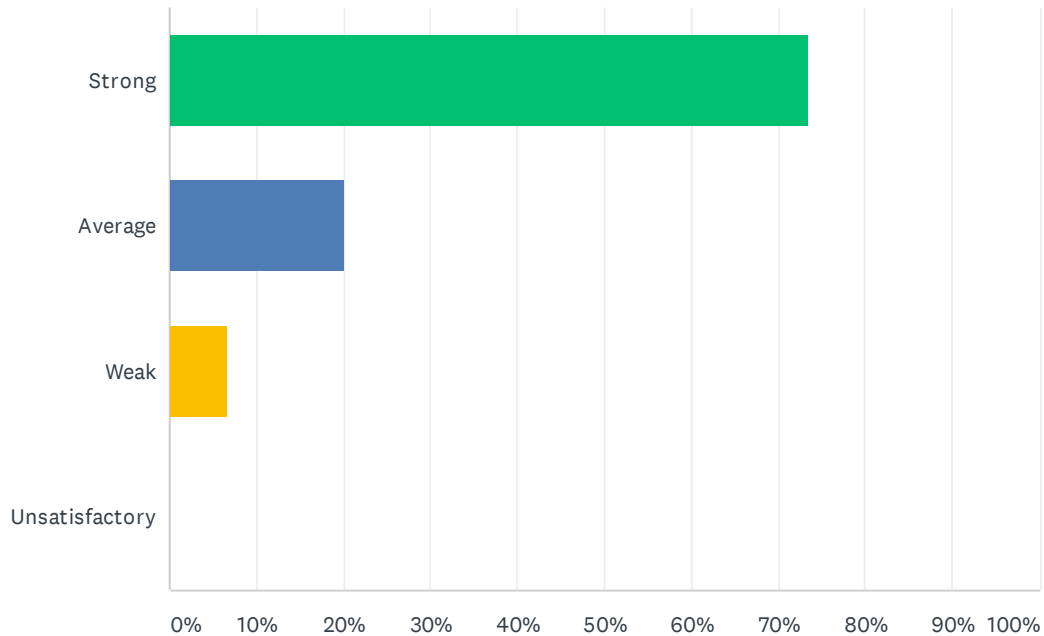
Answered: 16 Skipped: 0



ANSWER CHOICES	RESPONSES	
Strong	56.25%	9
Average	37.50%	6
Weak	6.25%	1
Unsatisfactory	0.00%	0
TOTAL		16

Q17 Bank days are used for PLC activities; Site administration uses two Bank Days a month and staff gets uninterrupted planning/preparation time twice a month during Bank Days.

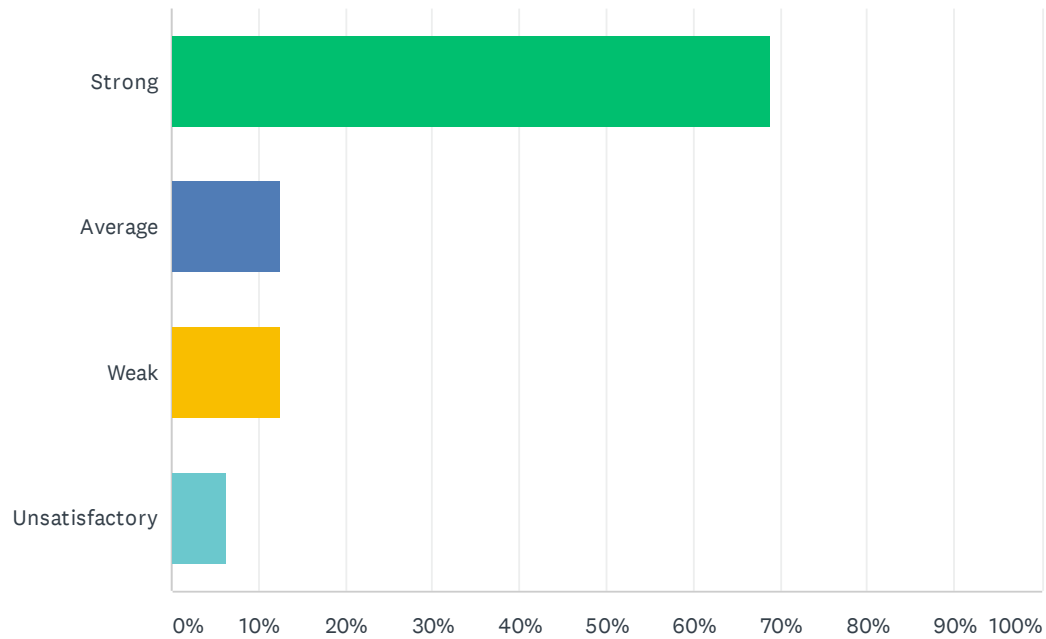
Answered: 15 Skipped: 1



ANSWER CHOICES	RESPONSES	
Strong	73.33%	11
Average	20.00%	3
Weak	6.67%	1
Unsatisfactory	0.00%	0
TOTAL		15

Q18 My site receives daily consecutive uninterrupted planning/preparation time. (30 minutes / 40 minutes)

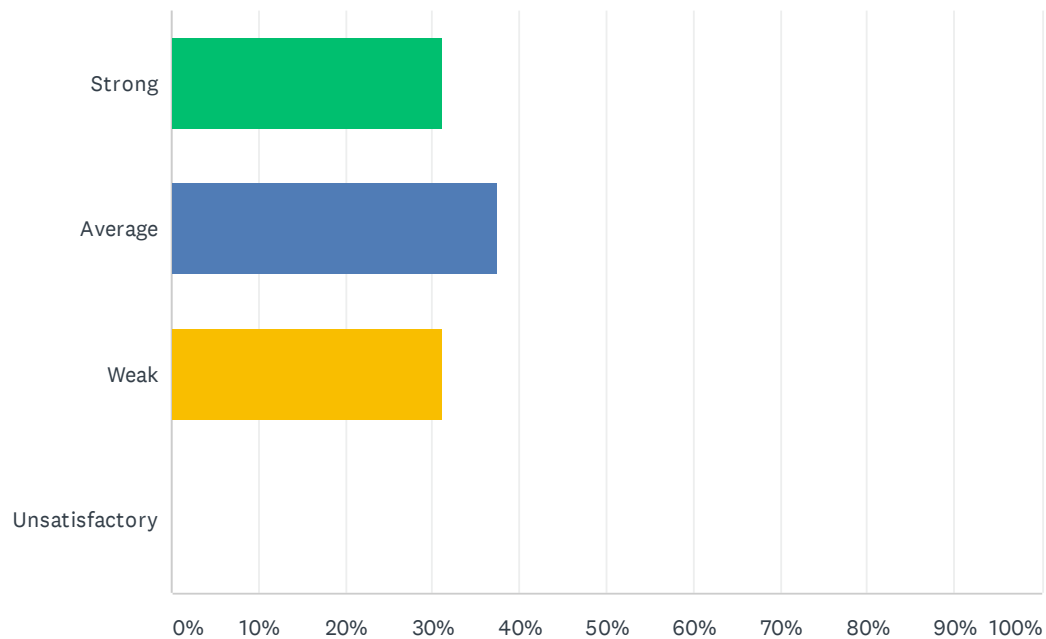
Answered: 16 Skipped: 0



ANSWER CHOICES	RESPONSES	
Strong	68.75%	11
Average	12.50%	2
Weak	12.50%	2
Unsatisfactory	6.25%	1
TOTAL		16

Q19 Staff is given time to input district required data (ie. Benchmarks, Dibels, CFAs, Report Card, and etc).

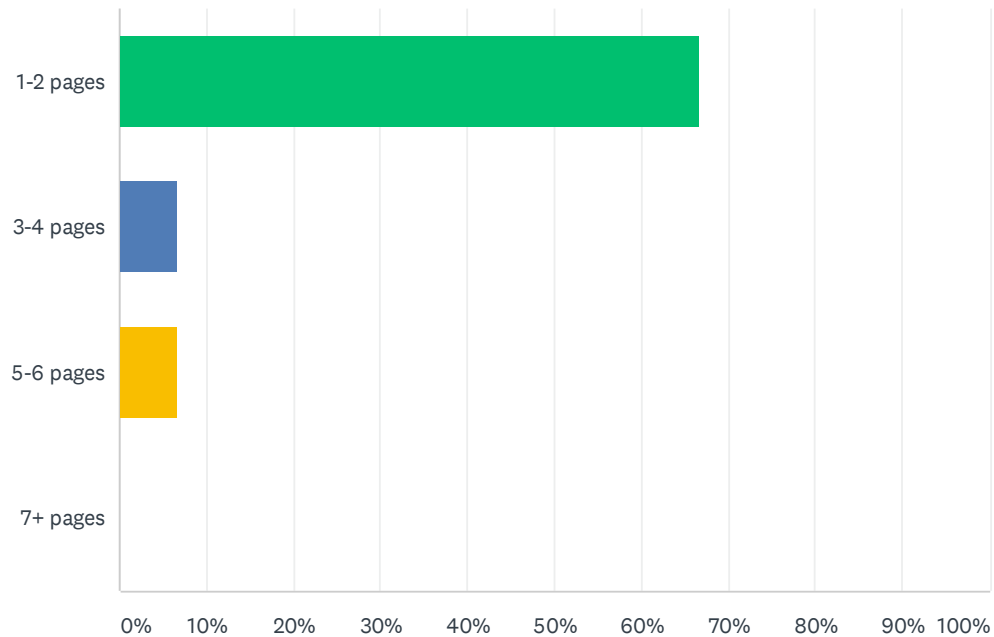
Answered: 16 Skipped: 0



ANSWER CHOICES	RESPONSES	
Strong	31.25%	5
Average	37.50%	6
Weak	31.25%	5
Unsatisfactory	0.00%	0
TOTAL		16

Q20 Teachers are required to submit complete, but not excessively lengthy lesson plans.

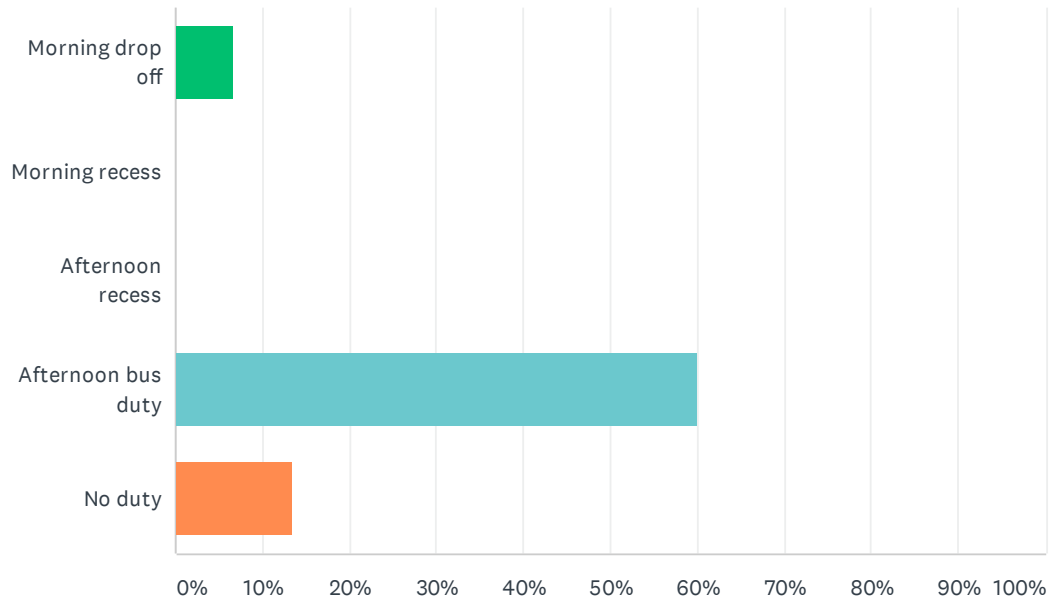
Answered: 15 Skipped: 1



ANSWER CHOICES	RESPONSES	
1-2 pages	66.67%	10
3-4 pages	6.67%	1
5-6 pages	6.67%	1
7+ pages	0.00%	0
TOTAL		15

Q21 Staff has recess and/or bus duty.

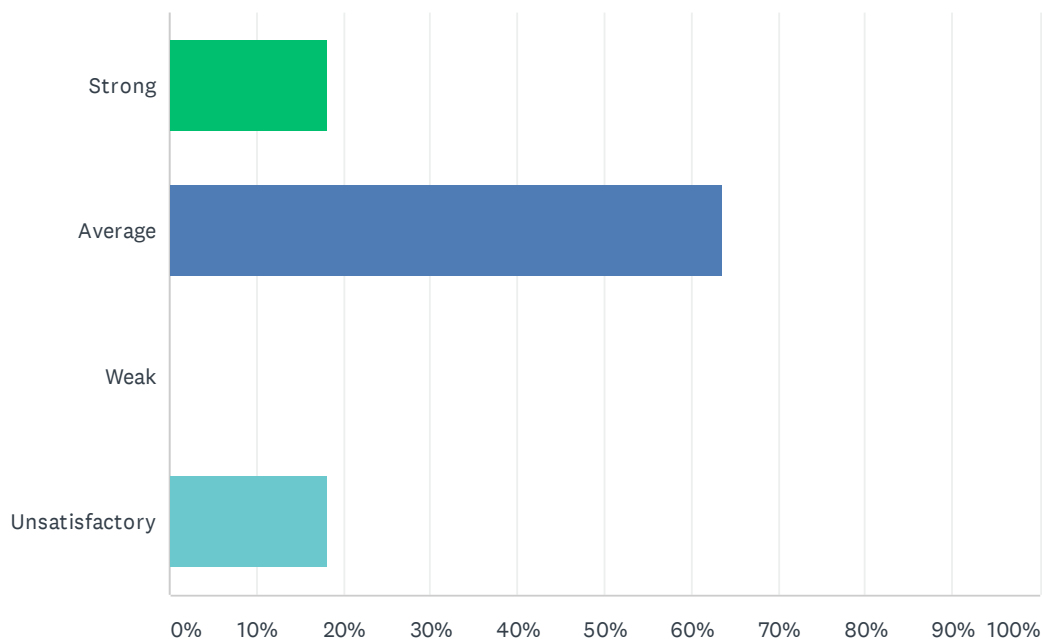
Answered: 15 Skipped: 1



ANSWER CHOICES	RESPONSES	
Morning drop off	6.67%	1
Morning recess	0.00%	0
Afternoon recess	0.00%	0
Afternoon bus duty	60.00%	9
No duty	13.33%	2
Total Respondents: 15		

Q22 The Special Education Department is assisting you with your questions, problems, and concerns.

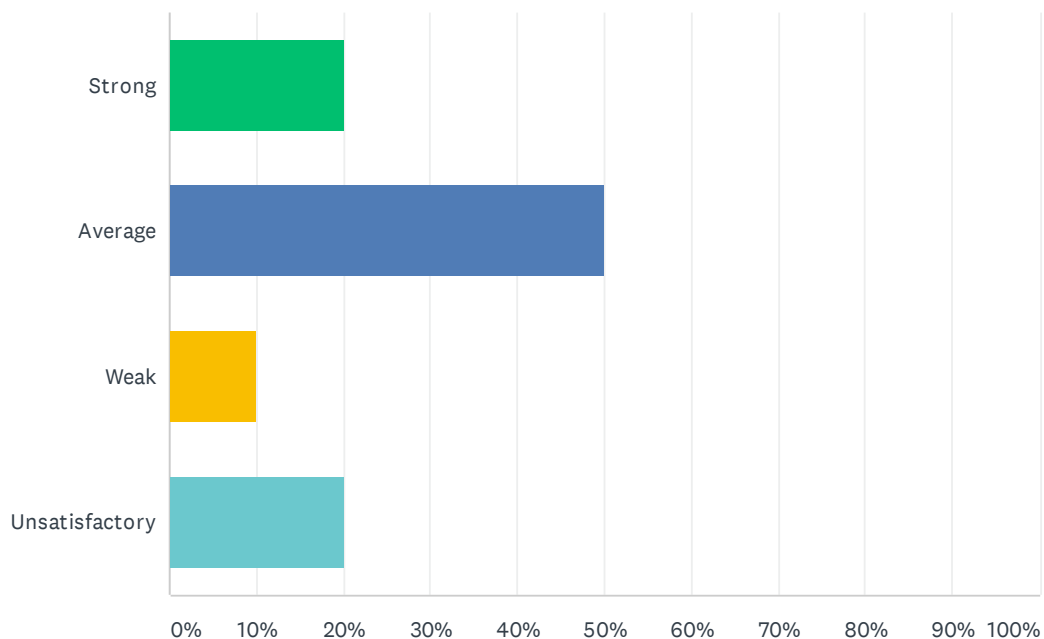
Answered: 11 Skipped: 5



ANSWER CHOICES	RESPONSES	
Strong	18.18%	2
Average	63.64%	7
Weak	0.00%	0
Unsatisfactory	18.18%	2
TOTAL		11

Q23 Special Education class size is balanced within each program to ensure student safety and individualized instruction.

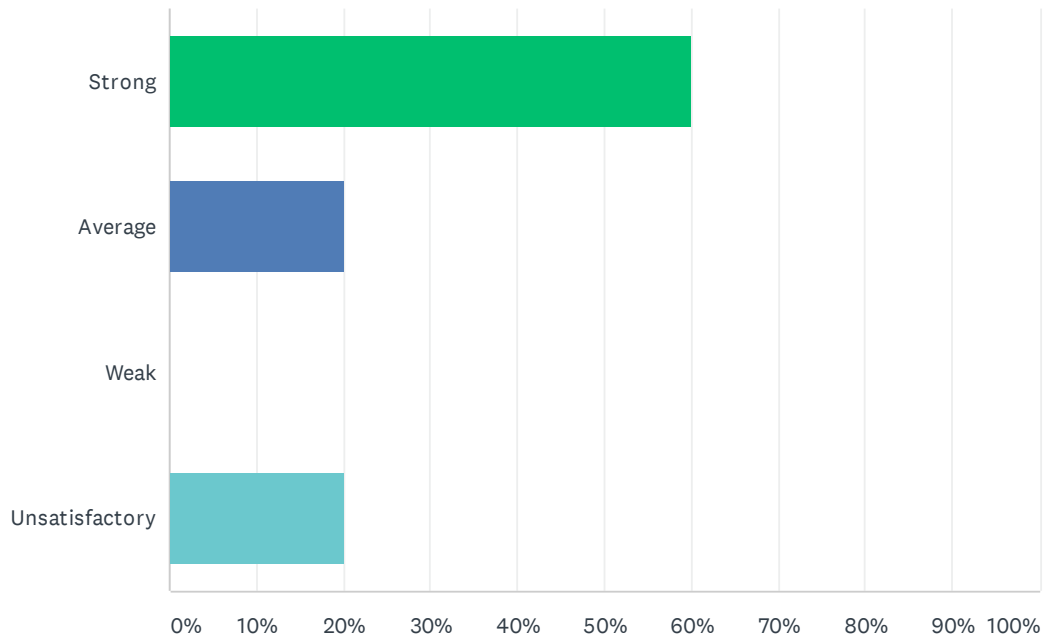
Answered: 10 Skipped: 6



ANSWER CHOICES	RESPONSES	
Strong	20.00%	2
Average	50.00%	5
Weak	10.00%	1
Unsatisfactory	20.00%	2
TOTAL		10

Q24 Special education teachers have opportunities to participate in school-based, content area staff development.

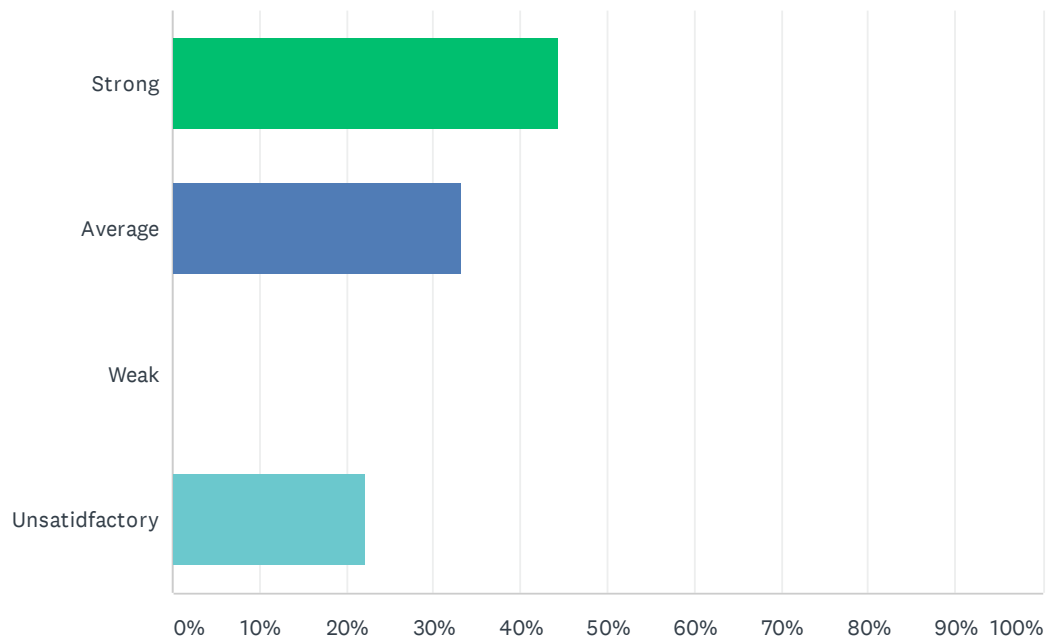
Answered: 10 Skipped: 6



ANSWER CHOICES	RESPONSES	
Strong	60.00%	6
Average	20.00%	2
Weak	0.00%	0
Unsatisfactory	20.00%	2
TOTAL		10

Q25 Special education teachers have needed access to ALL instructional resources provided to the general education teachers.

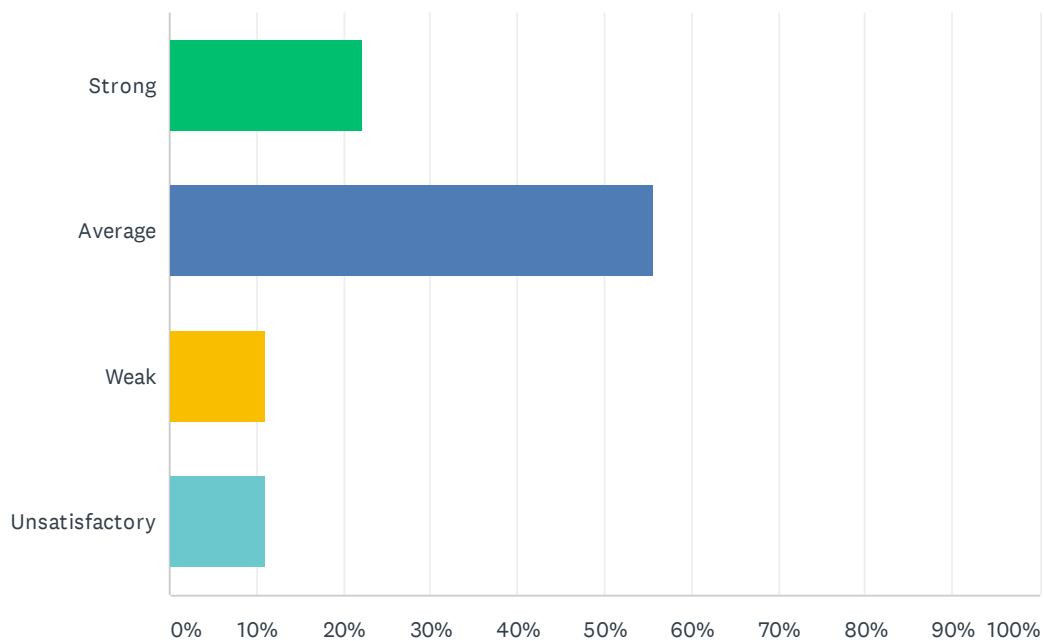
Answered: 9 Skipped: 7



ANSWER CHOICES	RESPONSES	
Strong	44.44%	4
Average	33.33%	3
Weak	0.00%	0
Unsatisfactory	22.22%	2
TOTAL		9

Q26 Special education teachers are adequately trained in the administration of state assessments and District IEP's.

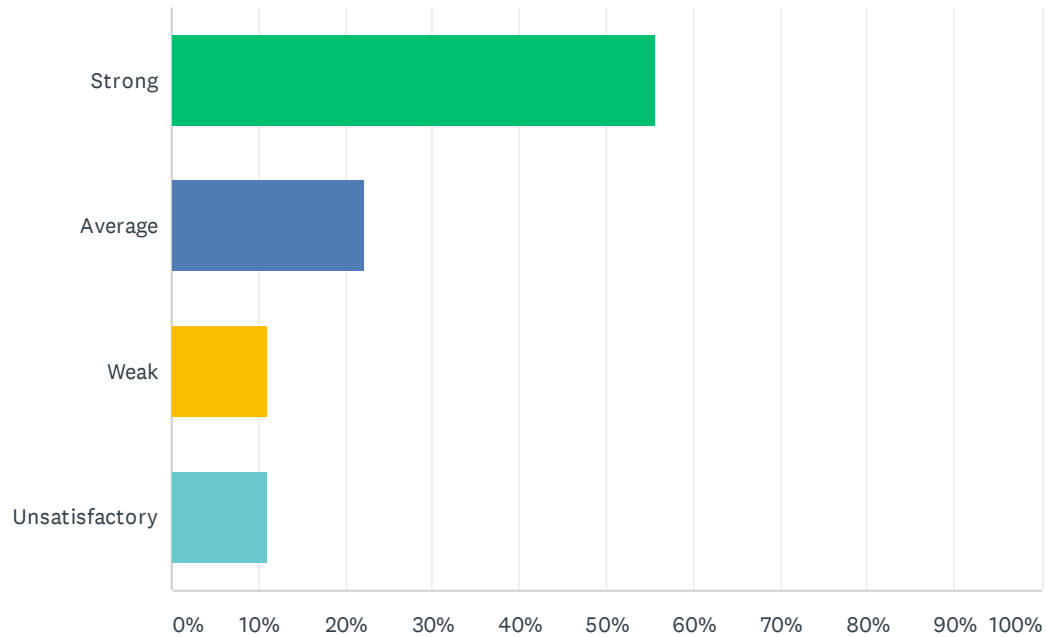
Answered: 9 Skipped: 7



ANSWER CHOICES	RESPONSES	
Strong	22.22%	2
Average	55.56%	5
Weak	11.11%	1
Unsatisfactory	11.11%	1
TOTAL		9

Q27 The site principal is accessible to discuss special education issues.

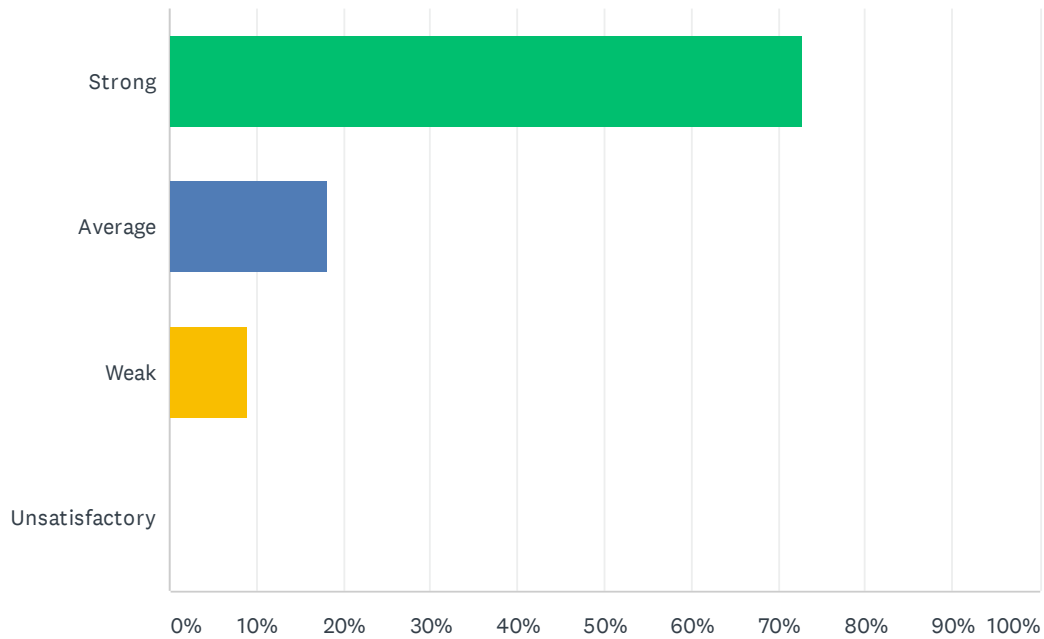
Answered: 9 Skipped: 7



ANSWER CHOICES	RESPONSES	
Strong	55.56%	5
Average	22.22%	2
Weak	11.11%	1
Unsatisfactory	11.11%	1
TOTAL		9

Q28 The site principal promotes equal opportunities for all students to learn.

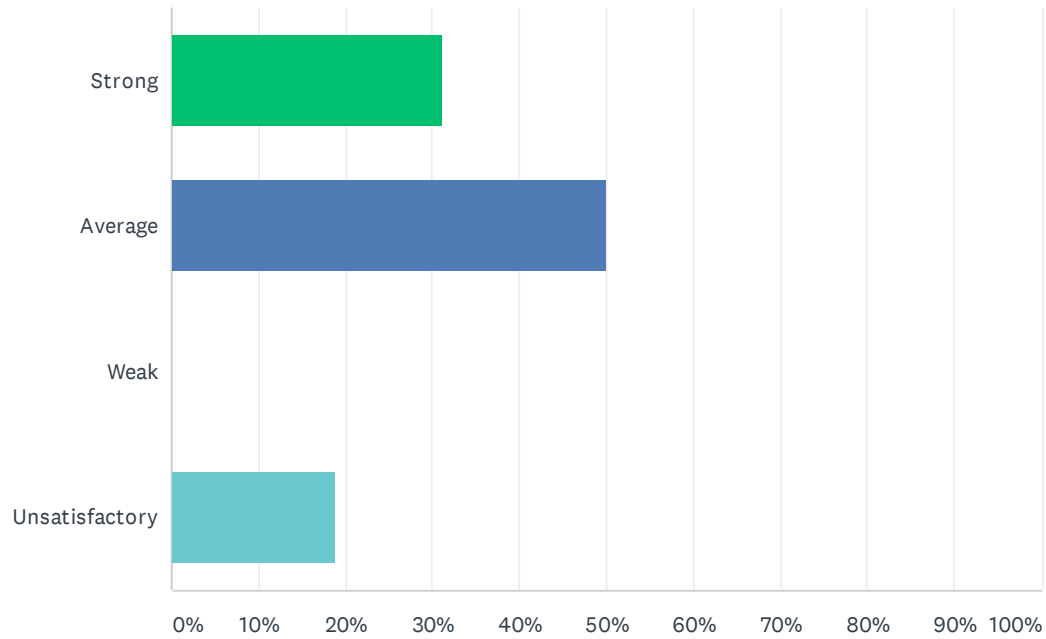
Answered: 11 Skipped: 5



ANSWER CHOICES	RESPONSES	
Strong	72.73%	8
Average	18.18%	2
Weak	9.09%	1
Unsatisfactory	0.00%	0
TOTAL		11

Q29 PBIS is used effectively and is improving behavior.

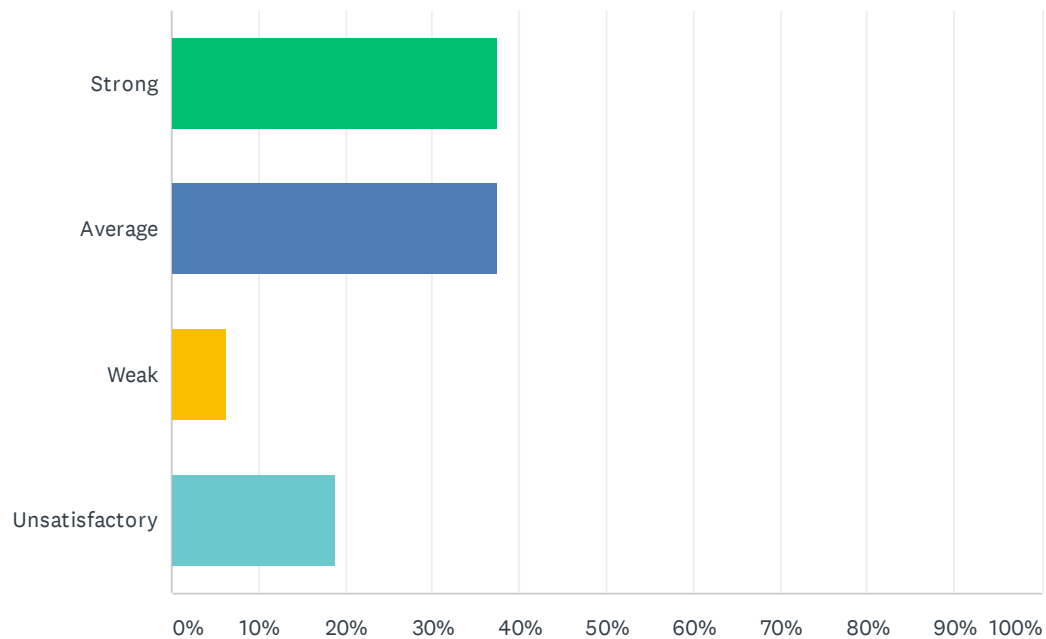
Answered: 16 Skipped: 0



ANSWER CHOICES	RESPONSES	
Strong	31.25%	5
Average	50.00%	8
Weak	0.00%	0
Unsatisfactory	18.75%	3
TOTAL		16

Q30 PBIS and Behavior Intervention Specialists are creating a safer environment at my site.

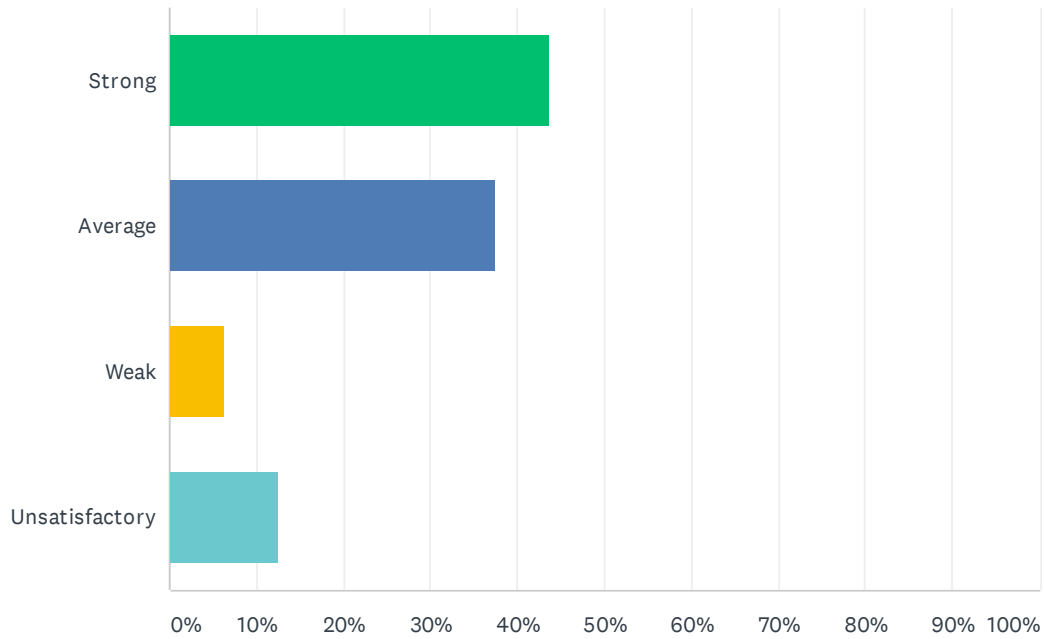
Answered: 16 Skipped: 0



ANSWER CHOICES	RESPONSES	
Strong	37.50%	6
Average	37.50%	6
Weak	6.25%	1
Unsatisfactory	18.75%	3
TOTAL		16

Q31 Staff and students feel safe at my site.

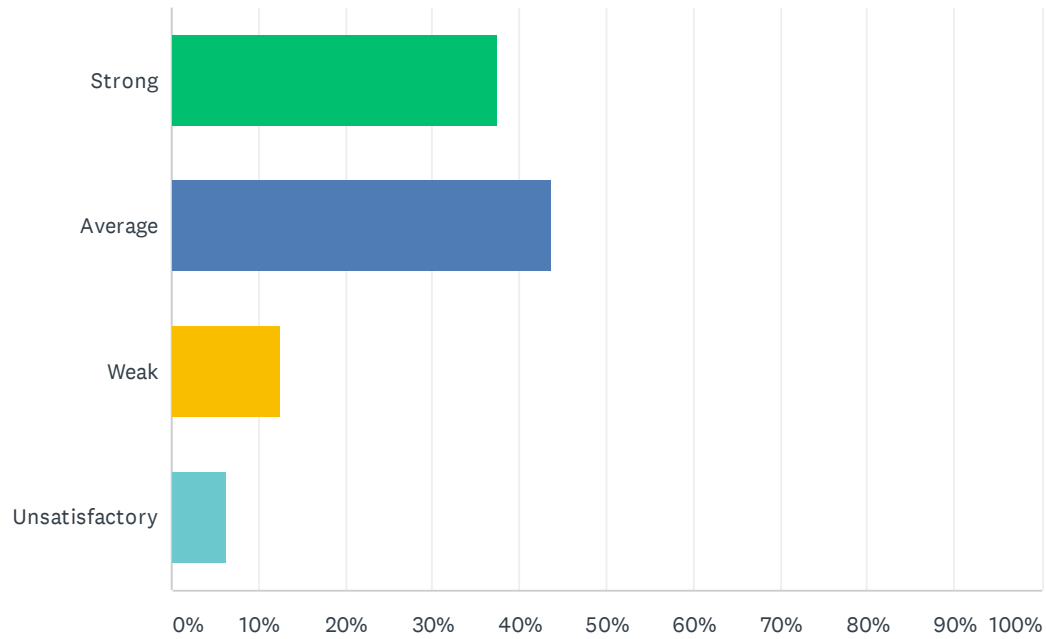
Answered: 16 Skipped: 0



ANSWER CHOICES	RESPONSES	
Strong	43.75%	7
Average	37.50%	6
Weak	6.25%	1
Unsatisfactory	12.50%	2
TOTAL		16

Q32 Discipline is improving at my site and not interfering with learning.

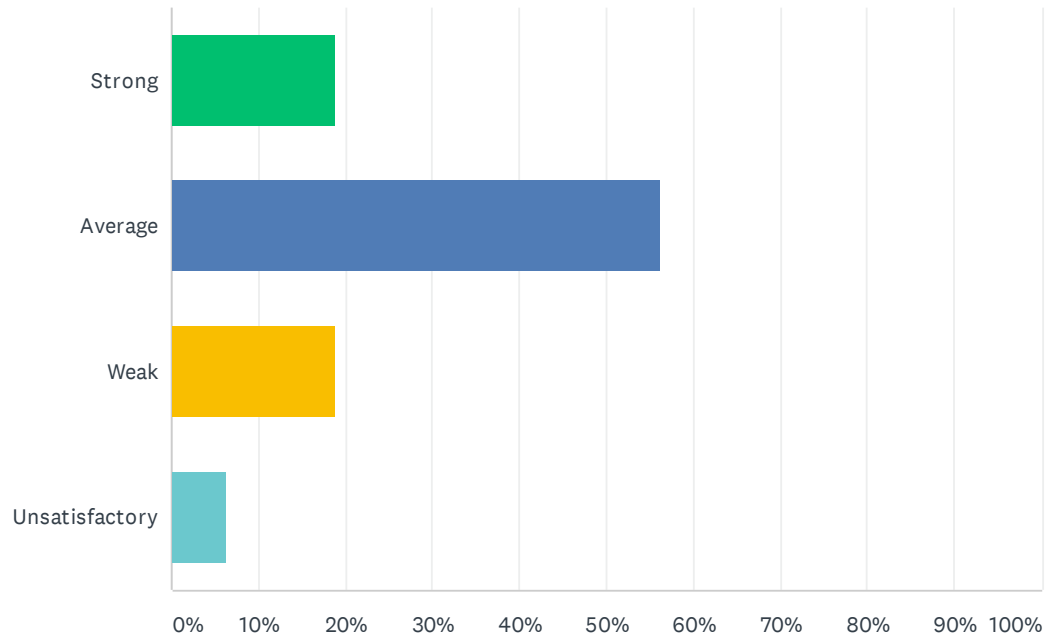
Answered: 16 Skipped: 0



ANSWER CHOICES	RESPONSES	
Strong	37.50%	6
Average	43.75%	7
Weak	12.50%	2
Unsatisfactory	6.25%	1
TOTAL		16

Q33 Positive referrals are an effective tool in improving discipline.

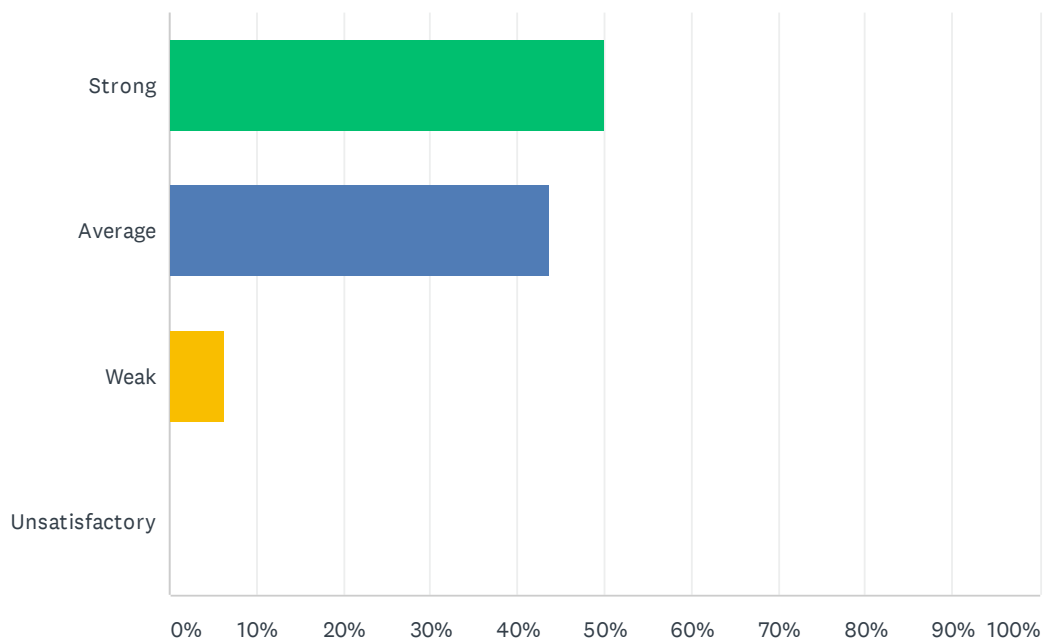
Answered: 16 Skipped: 0



ANSWER CHOICES	RESPONSES	
Strong	18.75%	3
Average	56.25%	9
Weak	18.75%	3
Unsatisfactory	6.25%	1
TOTAL		16

Q34 When ODR's (office disciplinary referral) are written the teacher's word is valued and trusted.

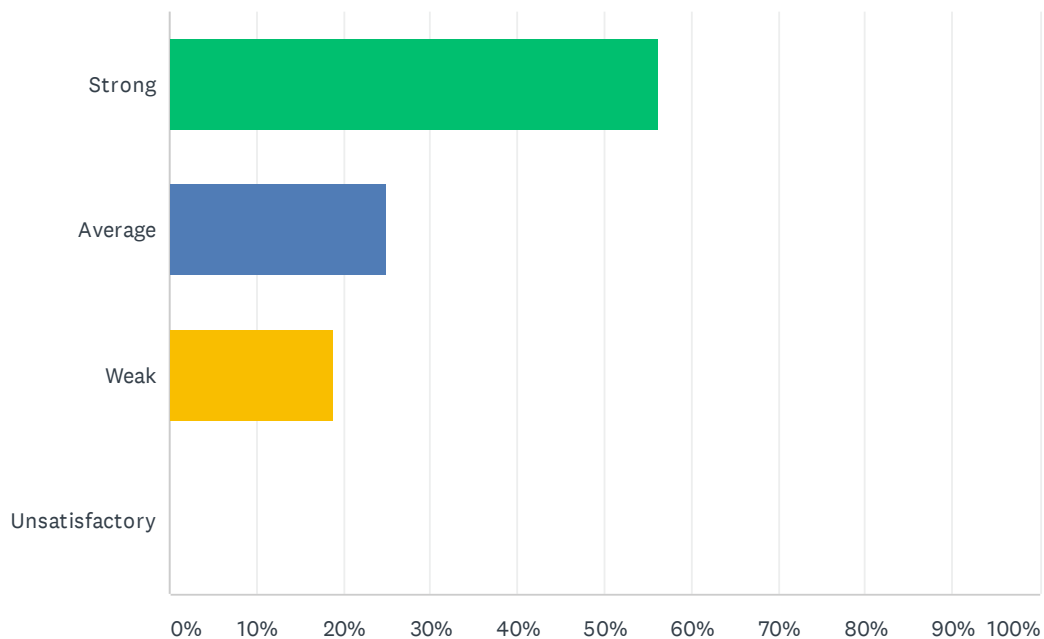
Answered: 16 Skipped: 0



ANSWER CHOICES	RESPONSES	
Strong	50.00%	8
Average	43.75%	7
Weak	6.25%	1
Unsatisfactory	0.00%	0
TOTAL		16

Q35 My site has a positive atmosphere.

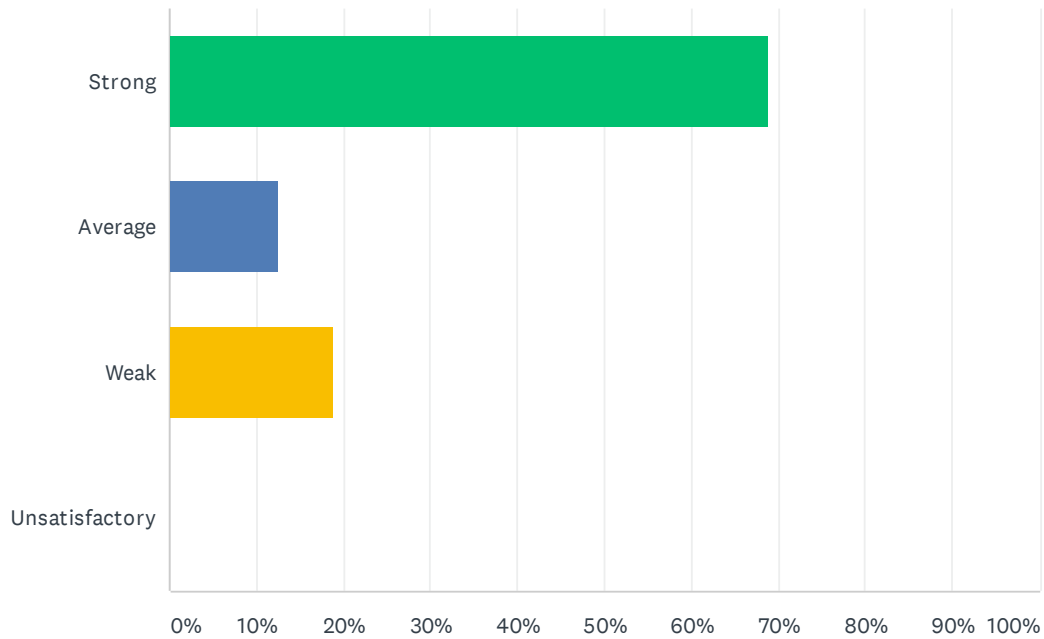
Answered: 16 Skipped: 0



ANSWER CHOICES	RESPONSES	
Strong	56.25%	9
Average	25.00%	4
Weak	18.75%	3
Unsatisfactory	0.00%	0
TOTAL		16

Q36 I would recommend my site to other employees and prospective teachers.

Answered: 16 Skipped: 0



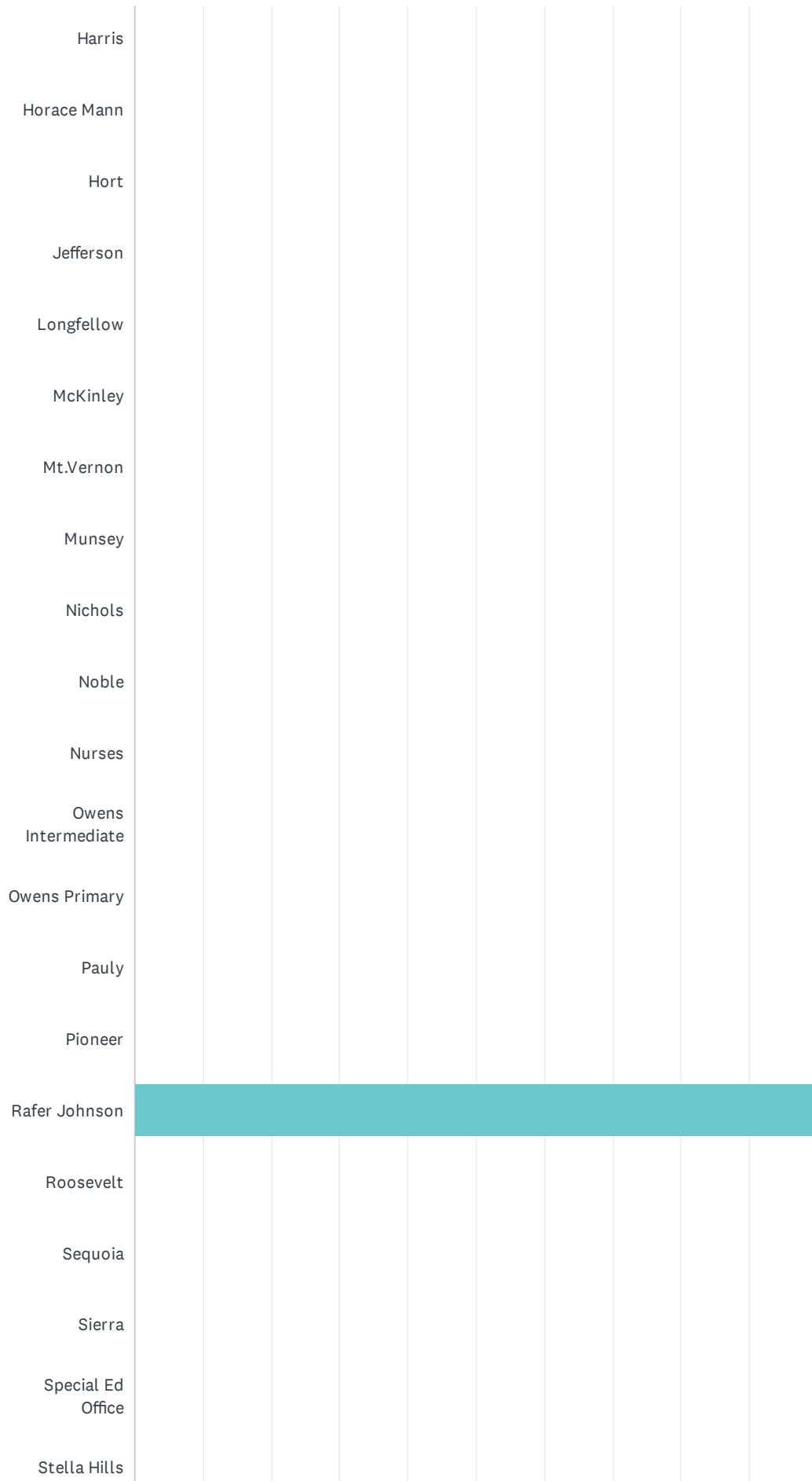
ANSWER CHOICES	RESPONSES	
Strong	68.75%	11
Average	12.50%	2
Weak	18.75%	3
Unsatisfactory	0.00%	0
TOTAL		16

Q1 School Site (If you work at multiple sites choose your home site OR complete a survey for each site at which you spend significant time.)

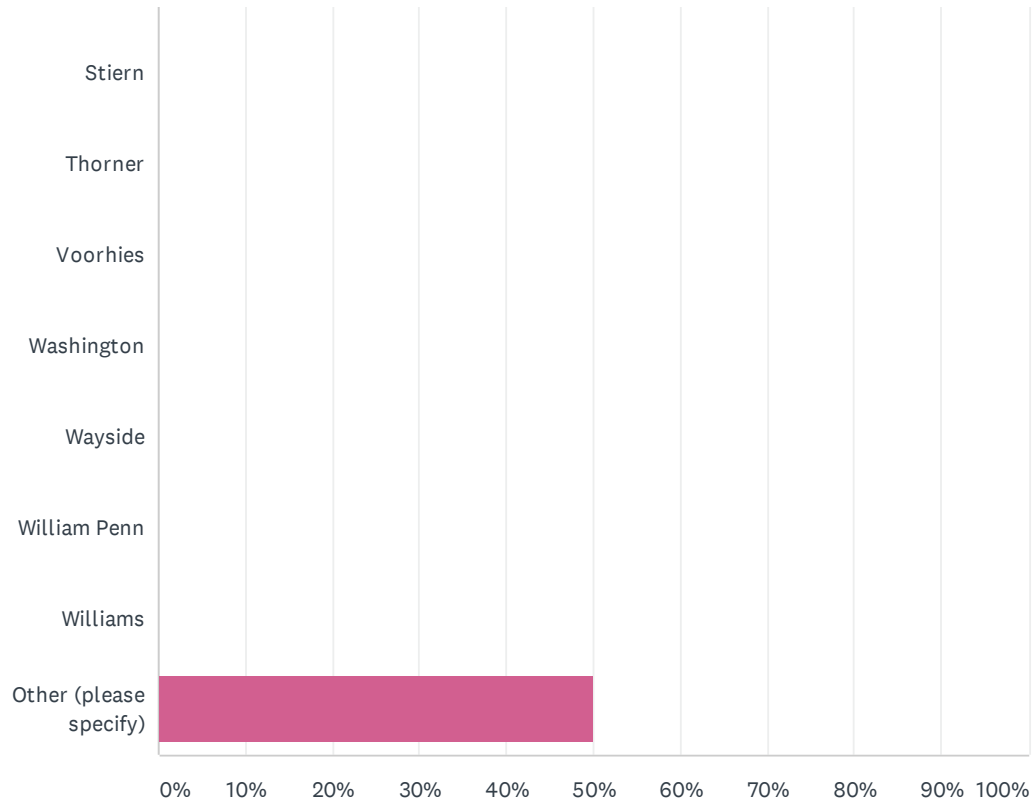
Answered: 2 Skipped: 0

Casa Loma											
Cato											
Chavez											
Chipman											
College Hts											
Compton											
Curran											
Downtown											
Ed Center											
Eissler											
Emerson											
Evergreen											
Fletcher											
Frank West											
Franklin											
Fremont											
Garza											
Harding											

2019-2020 BETA Administration/Site Climate Survey



2019-2020 BETA Administration/Site Climate Survey



2019-2020 BETA Administration/Site Climate Survey

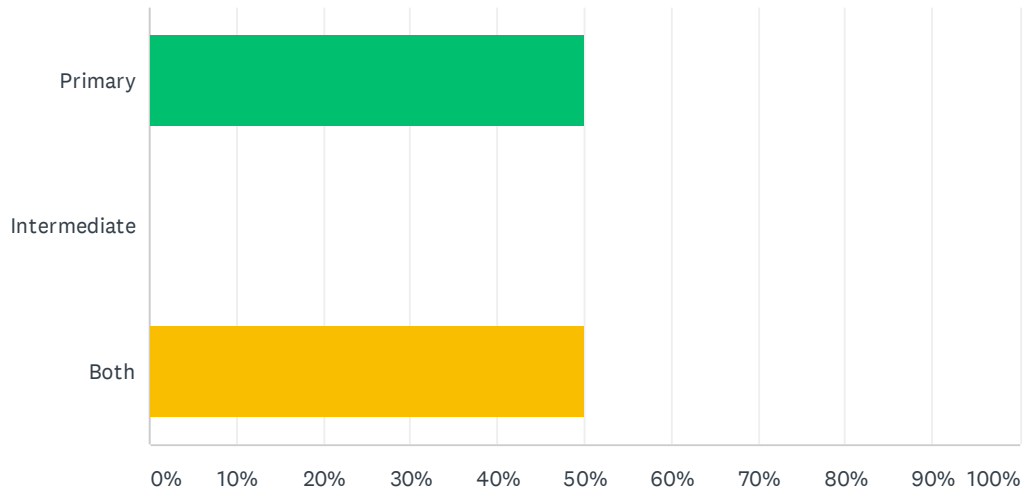
ANSWER CHOICES	RESPONSES	
Casa Loma	0.00%	0
Cato	0.00%	0
Chavez	0.00%	0
Chipman	0.00%	0
College Hts	0.00%	0
Compton	0.00%	0
Curran	0.00%	0
Downtown	0.00%	0
Ed Center	0.00%	0
Eissler	0.00%	0
Emerson	0.00%	0
Evergreen	0.00%	0
Fletcher	0.00%	0
Frank West	0.00%	0
Franklin	0.00%	0
Fremont	0.00%	0
Garza	0.00%	0
Harding	0.00%	0
Harris	0.00%	0
Horace Mann	0.00%	0
Hort	0.00%	0
Jefferson	0.00%	0
Longfellow	0.00%	0
McKinley	0.00%	0
Mt.Vernon	0.00%	0
Munsey	0.00%	0
Nichols	0.00%	0
Noble	0.00%	0
Nurses	0.00%	0
Owens Intermediate	0.00%	0
Owens Primary	0.00%	0
Pauly	0.00%	0

2019-2020 BETA Administration/Site Climate Survey

Pioneer	0.00%	0
Rafer Johnson	100.00%	2
Roosevelt	0.00%	0
Sequoia	0.00%	0
Sierra	0.00%	0
Special Ed Office	0.00%	0
Stella Hills	0.00%	0
Stiern	0.00%	0
Thorner	0.00%	0
Voorhies	0.00%	0
Washington	0.00%	0
Wayside	0.00%	0
William Penn	0.00%	0
Williams	0.00%	0
Other (please specify)	50.00%	1
Total Respondents: 2		

Q2 Instructional Grade Level or Support Services

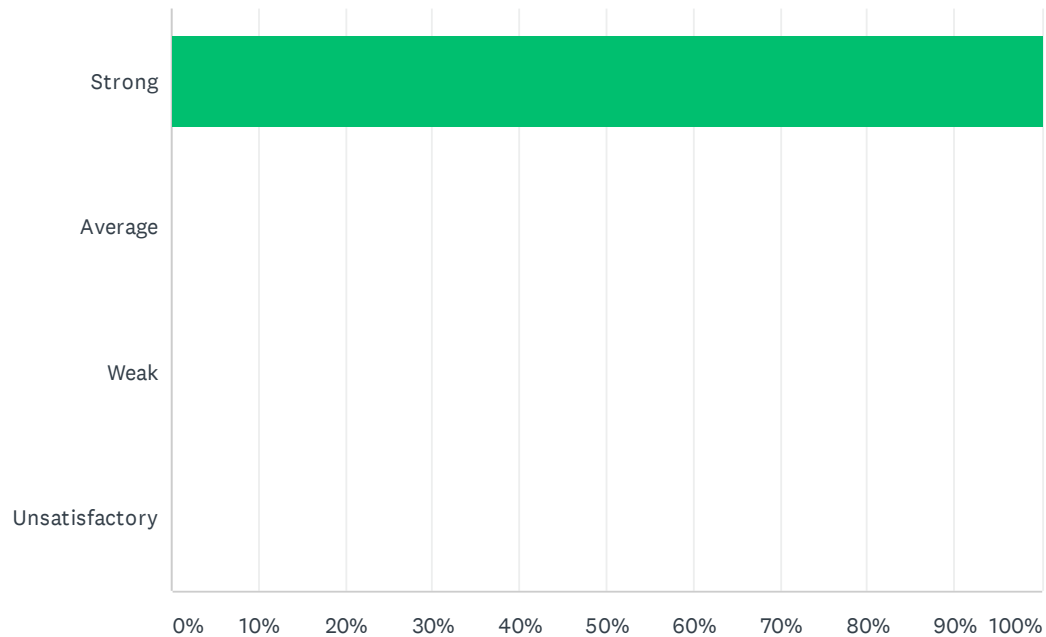
Answered: 2 Skipped: 0



ANSWER CHOICES	RESPONSES	
Primary	50.00%	1
Intermediate	0.00%	0
Both	50.00%	1
TOTAL		2

Q3 Site administration is sensitive to the needs of students, staff, and community.

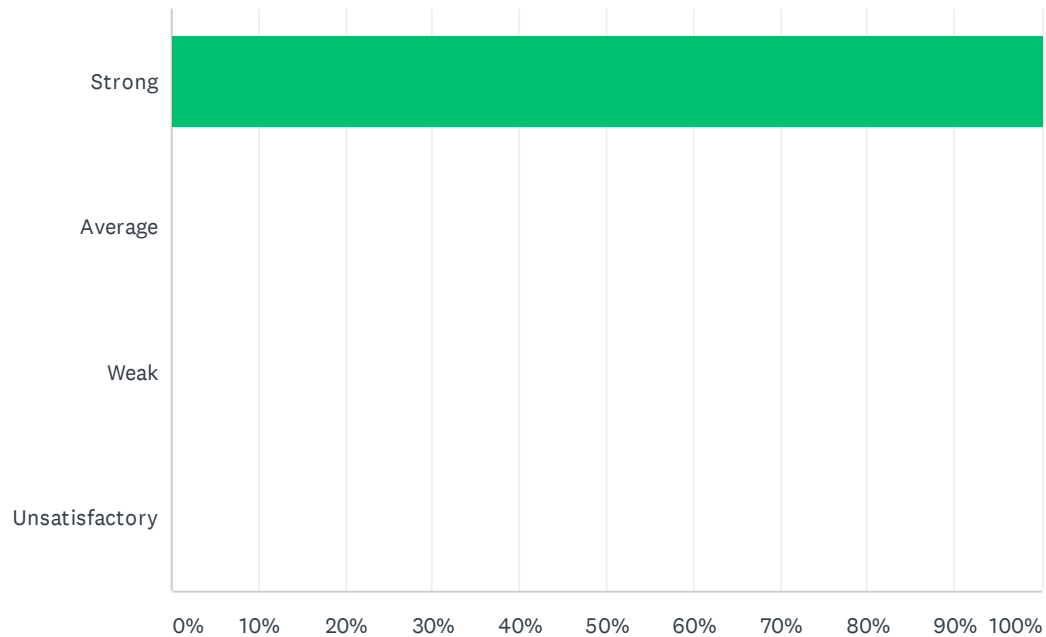
Answered: 2 Skipped: 0



ANSWER CHOICES	RESPONSES	
Strong	100.00%	2
Average	0.00%	0
Weak	0.00%	0
Unsatisfactory	0.00%	0
TOTAL		2

Q4 Site administration treats staff with respect; you feel like a valued member of a team

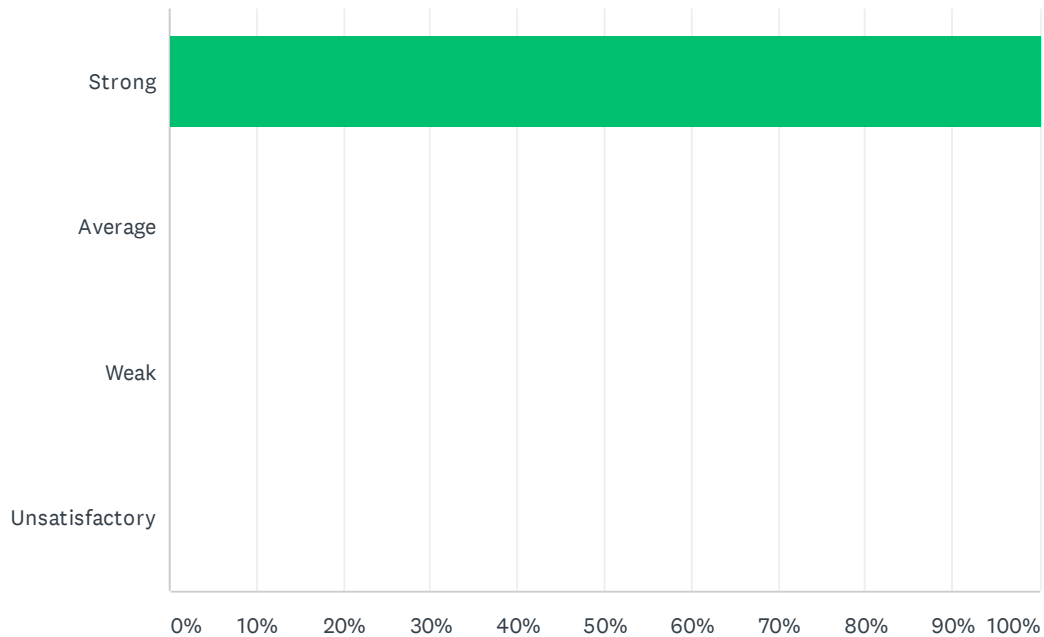
Answered: 2 Skipped: 0



ANSWER CHOICES	RESPONSES	
Strong	100.00%	2
Average	0.00%	0
Weak	0.00%	0
Unsatisfactory	0.00%	0
TOTAL		2

Q5 Site administration conducts classroom visits (walk-through) in least the disruptive manner and leaves timely feedback (within 24 hours).

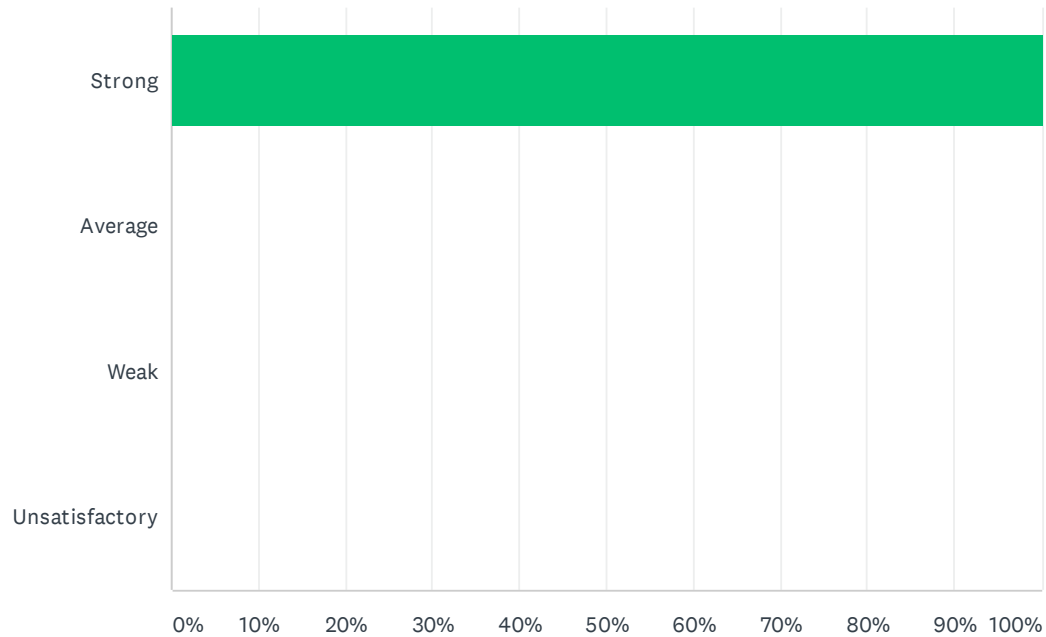
Answered: 2 Skipped: 0



ANSWER CHOICES	RESPONSES	
Strong	100.00%	2
Average	0.00%	0
Weak	0.00%	0
Unsatisfactory	0.00%	0
TOTAL		2

Q6 Site administration follows the contract and respects personal rights.

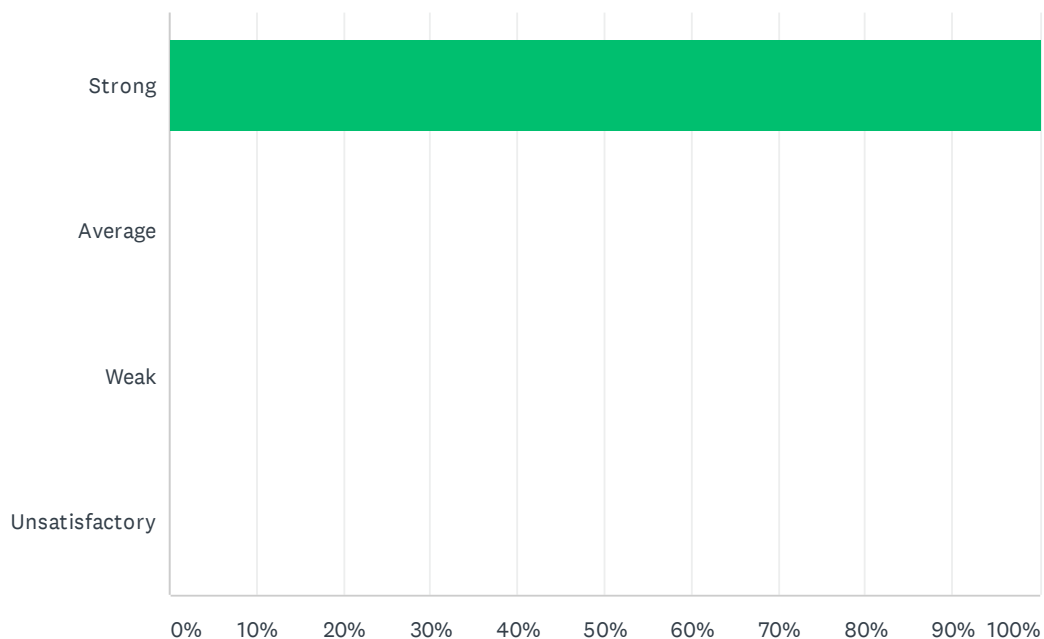
Answered: 2 Skipped: 0



ANSWER CHOICES	RESPONSES	
Strong	100.00%	2
Average	0.00%	0
Weak	0.00%	0
Unsatisfactory	0.00%	0
TOTAL		2

Q7 Administration utilizes staff according to their job description (ie. Coaches, APL's, Specialists & Staff).

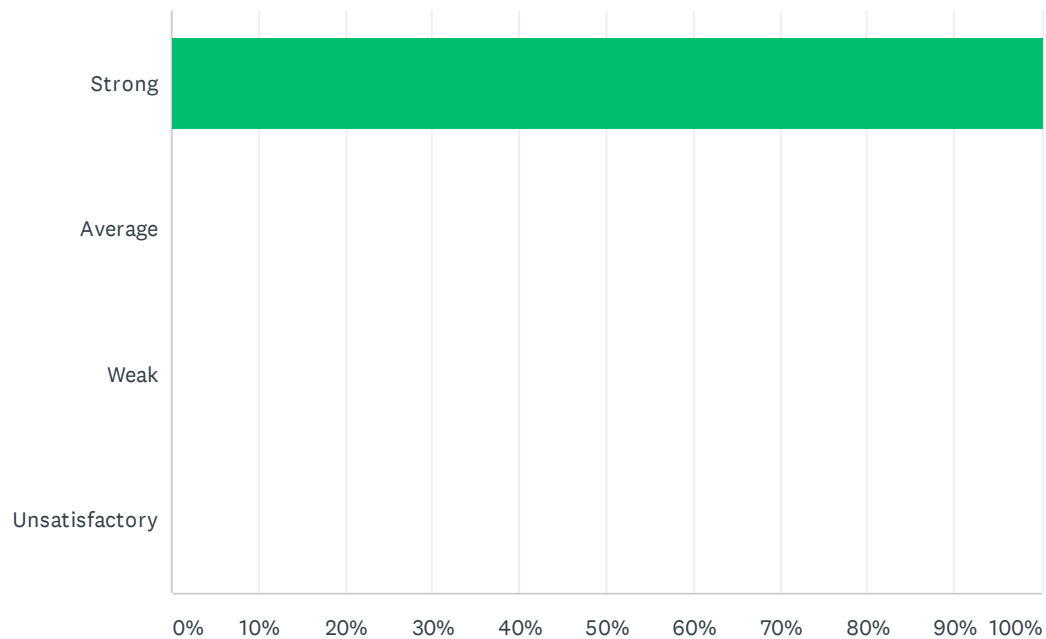
Answered: 2 Skipped: 0



ANSWER CHOICES	RESPONSES	
Strong	100.00%	2
Average	0.00%	0
Weak	0.00%	0
Unsatisfactory	0.00%	0
TOTAL		2

Q8 Administration maintains open communication with staff, parents, and students.

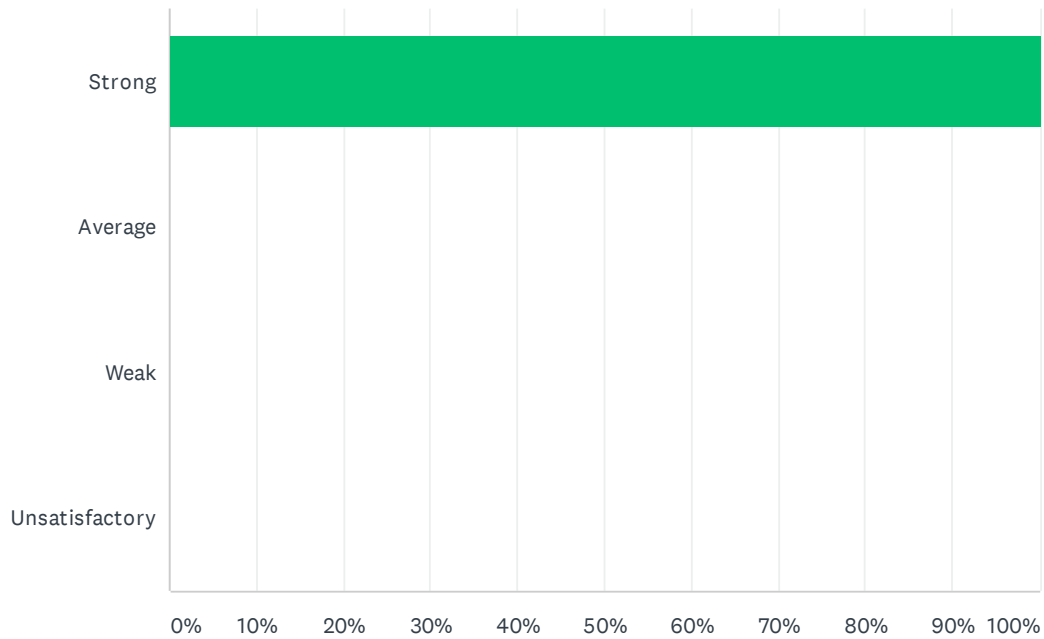
Answered: 2 Skipped: 0



ANSWER CHOICES	RESPONSES	
Strong	100.00%	2
Average	0.00%	0
Weak	0.00%	0
Unsatisfactory	0.00%	0
TOTAL		2

Q9 Administration supports staff against attacks and criticism from parents.

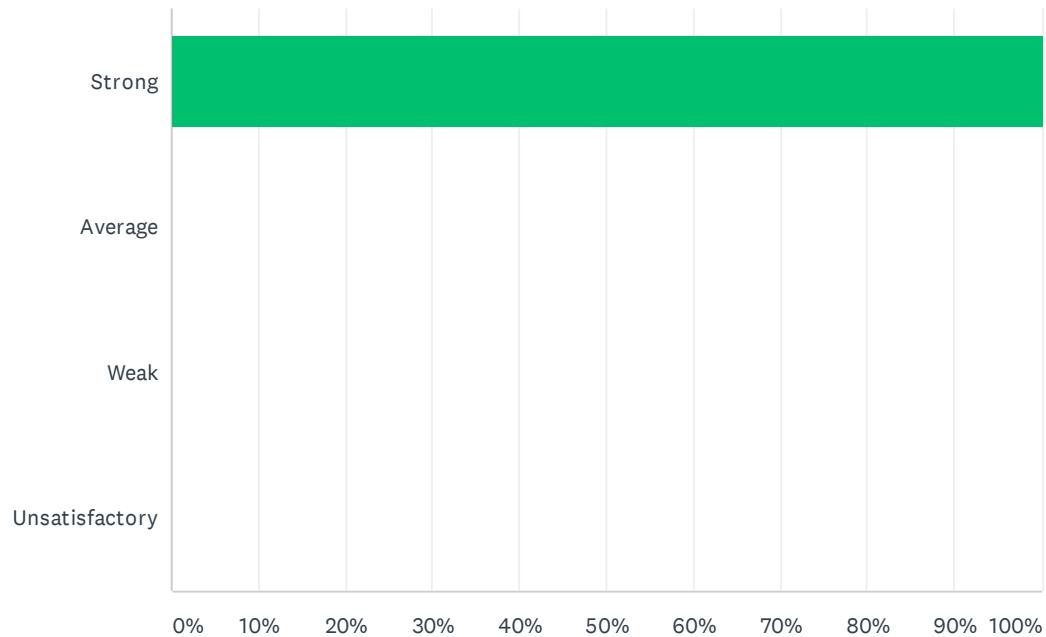
Answered: 2 Skipped: 0



ANSWER CHOICES	RESPONSES	
Strong	100.00%	2
Average	0.00%	0
Weak	0.00%	0
Unsatisfactory	0.00%	0
TOTAL		2

Q10 Site administration treats all teachers equally; there is no preferential treatment.

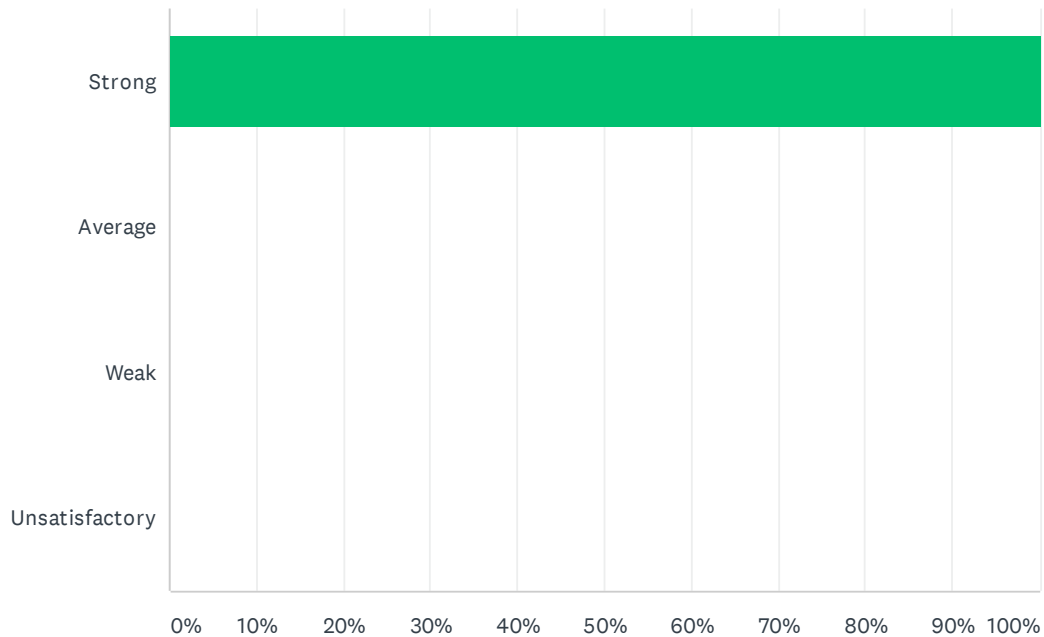
Answered: 2 Skipped: 0



ANSWER CHOICES	RESPONSES	
Strong	100.00%	2
Average	0.00%	0
Weak	0.00%	0
Unsatisfactory	0.00%	0
TOTAL		2

Q11 Administration supports classroom discipline procedures and follows District discipline guidelines.

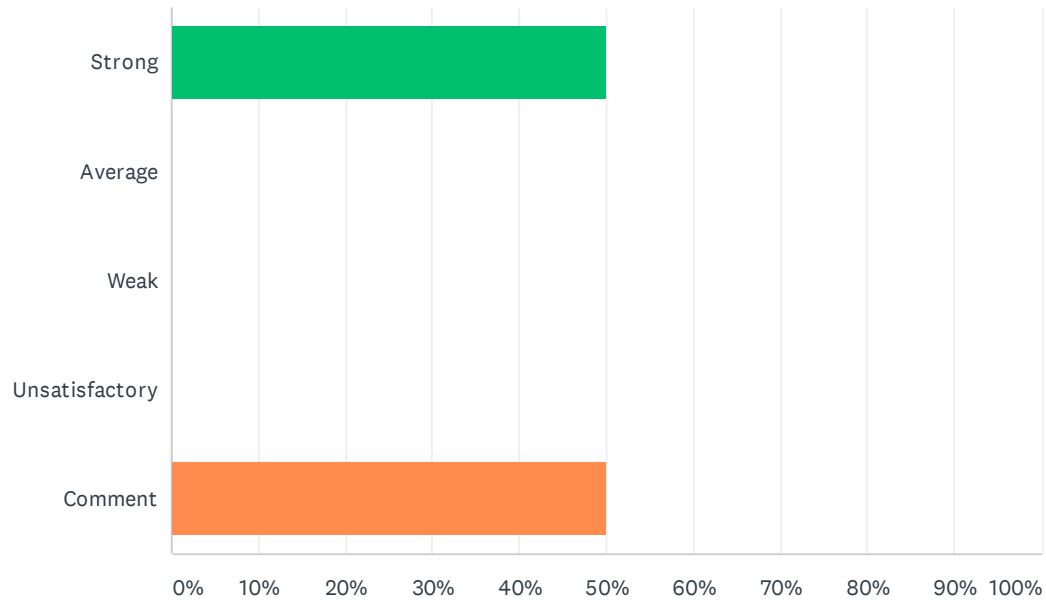
Answered: 2 Skipped: 0



ANSWER CHOICES	RESPONSES	
Strong	100.00%	2
Average	0.00%	0
Weak	0.00%	0
Unsatisfactory	0.00%	0
TOTAL		2

Q12 Administration processes ODR's (Office Disciplinary Referrals) within 48 hours and supports staff when discipline moves beyond classroom managed behaviors.

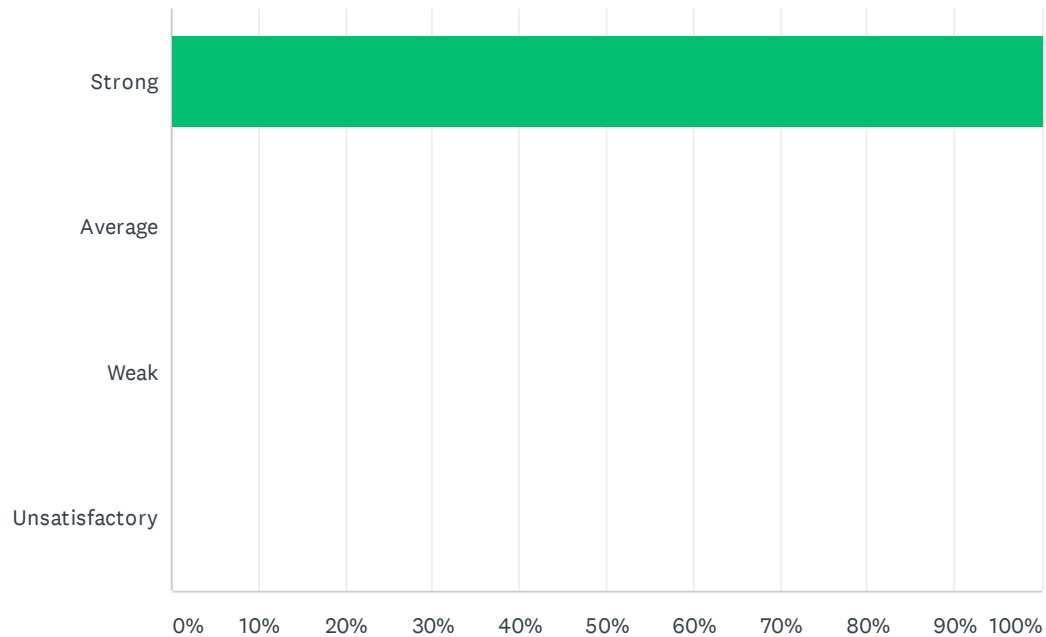
Answered: 2 Skipped: 0



ANSWER CHOICES	RESPONSES	
Strong	50.00%	1
Average	0.00%	0
Weak	0.00%	0
Unsatisfactory	0.00%	0
Comment	50.00%	1
TOTAL		2

Q13 Administration treats teachers as professionals; the teacher's word is not disregarded in favor of the student's.

Answered: 2 Skipped: 0



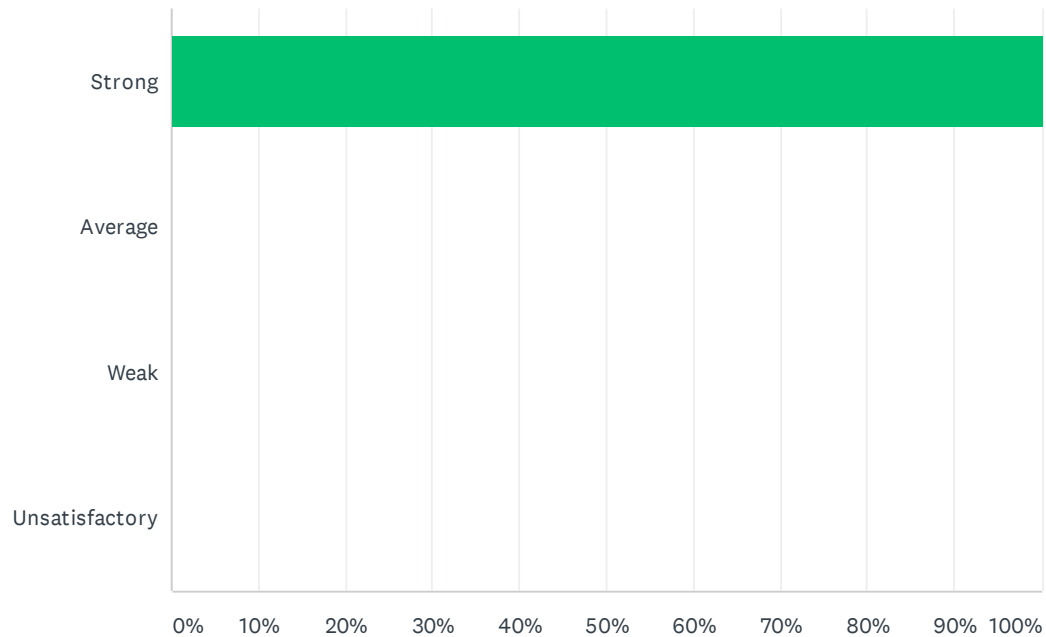
ANSWER CHOICES	RESPONSES	
Strong	100.00%	2
Average	0.00%	0
Weak	0.00%	0
Unsatisfactory	0.00%	0
TOTAL		2

Q14 How do you feel that your administration positively/negatively impacts working conditions at your site?

Answered: 1 Skipped: 1

Q15 Site staff is involved in setting school policies and budgetary priorities.

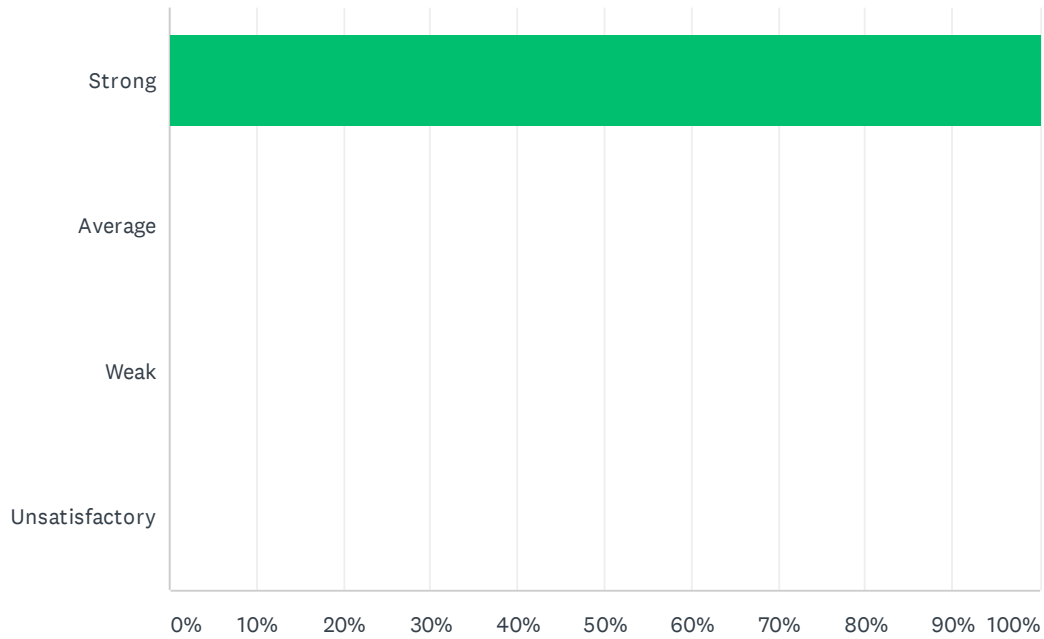
Answered: 2 Skipped: 0



ANSWER CHOICES	RESPONSES	
Strong	100.00%	2
Average	0.00%	0
Weak	0.00%	0
Unsatisfactory	0.00%	0
TOTAL		2

Q16 Site meetings are productive and not excessive.

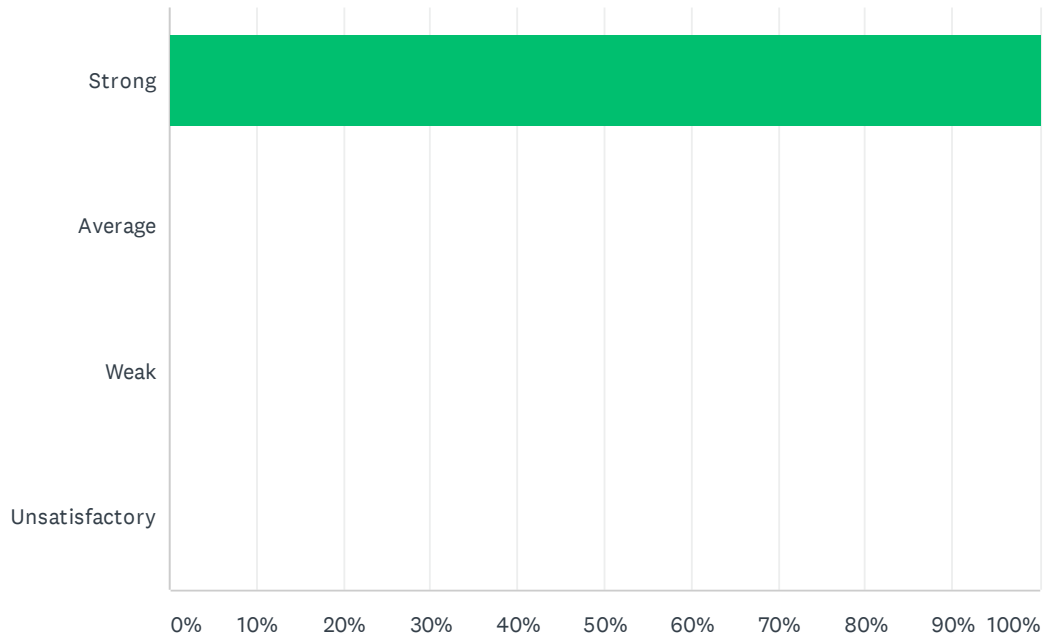
Answered: 2 Skipped: 0



ANSWER CHOICES	RESPONSES	
Strong	100.00%	2
Average	0.00%	0
Weak	0.00%	0
Unsatisfactory	0.00%	0
TOTAL		2

Q17 Bank days are used for PLC activities; Site administration uses two Bank Days a month and staff gets uninterrupted planning/preparation time twice a month during Bank Days.

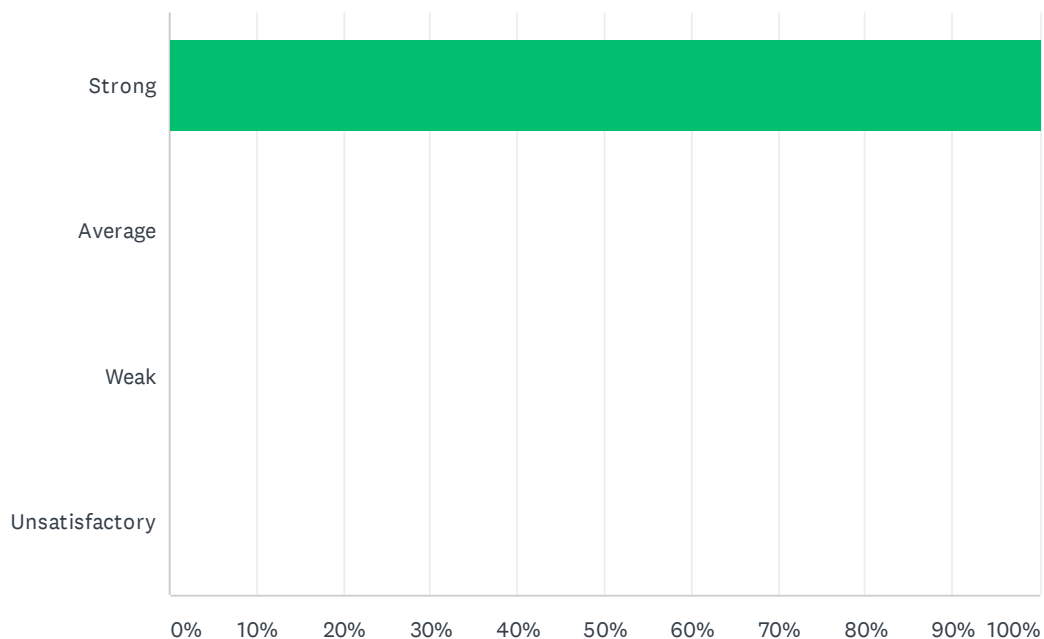
Answered: 2 Skipped: 0



ANSWER CHOICES	RESPONSES	
Strong	100.00%	2
Average	0.00%	0
Weak	0.00%	0
Unsatisfactory	0.00%	0
TOTAL		2

Q18 My site receives daily consecutive uninterrupted planning/preparation time. (30 minutes / 40 minutes)

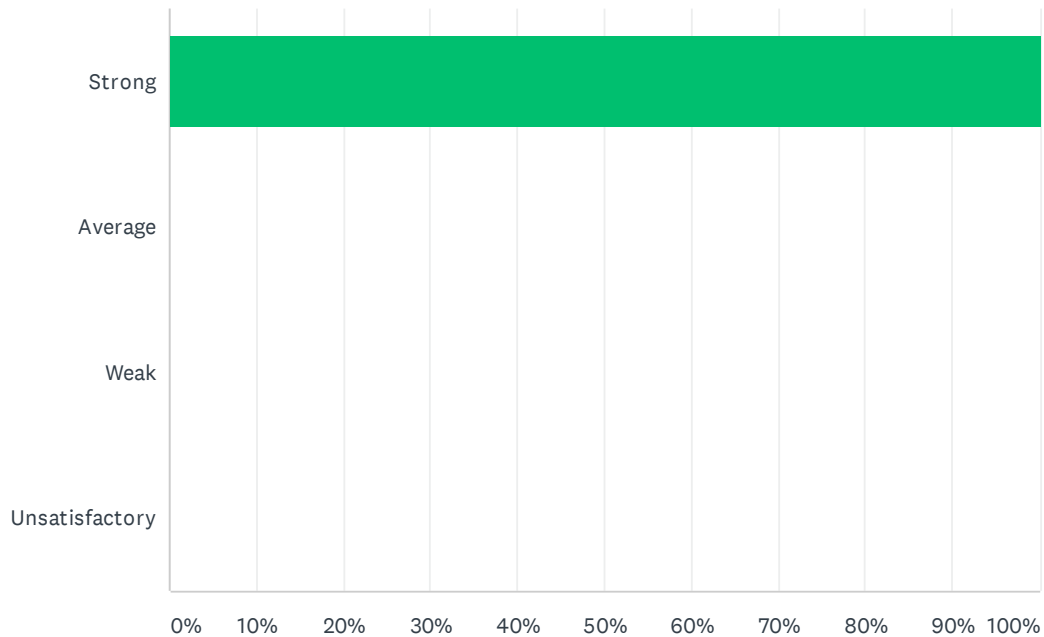
Answered: 2 Skipped: 0



ANSWER CHOICES	RESPONSES	
Strong	100.00%	2
Average	0.00%	0
Weak	0.00%	0
Unsatisfactory	0.00%	0
TOTAL		2

Q19 Staff is given time to input district required data (ie. Benchmarks, Dibels, CFAs, Report Card, and etc).

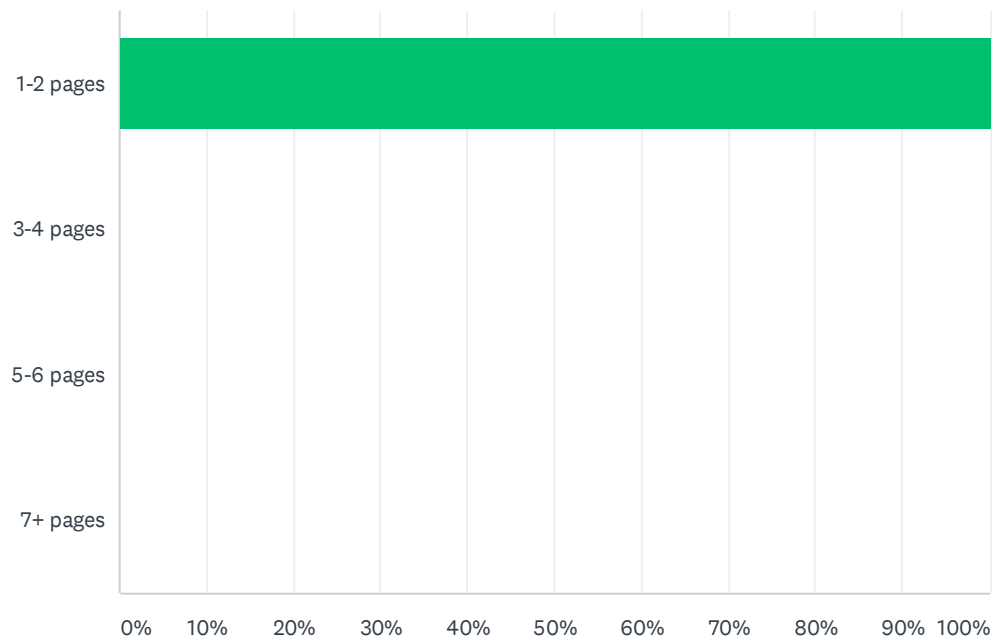
Answered: 2 Skipped: 0



ANSWER CHOICES	RESPONSES	
Strong	100.00%	2
Average	0.00%	0
Weak	0.00%	0
Unsatisfactory	0.00%	0
TOTAL		2

Q20 Teachers are required to submit complete, but not excessively lengthy lesson plans.

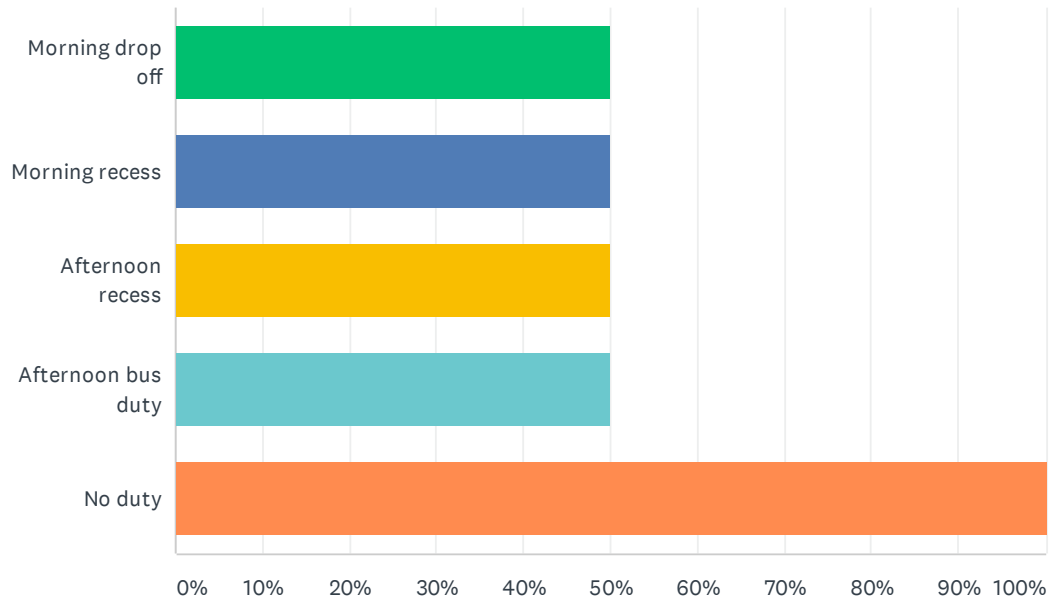
Answered: 1 Skipped: 1



ANSWER CHOICES	RESPONSES	
1-2 pages	100.00%	1
3-4 pages	0.00%	0
5-6 pages	0.00%	0
7+ pages	0.00%	0
TOTAL		1

Q21 Staff has recess and/or bus duty.

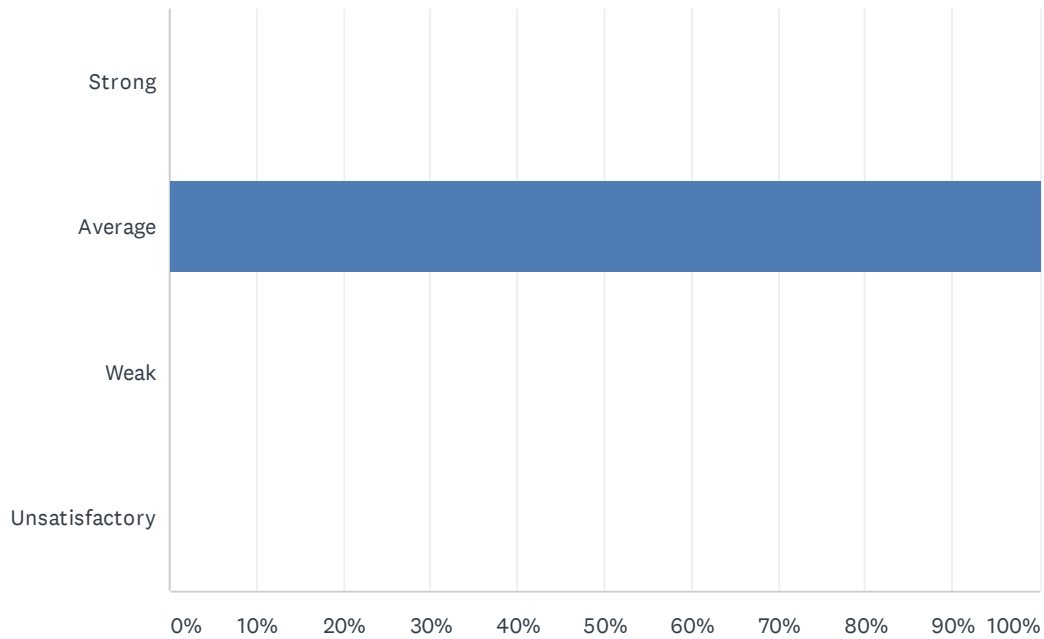
Answered: 2 Skipped: 0



ANSWER CHOICES	RESPONSES	
Morning drop off	50.00%	1
Morning recess	50.00%	1
Afternoon recess	50.00%	1
Afternoon bus duty	50.00%	1
No duty	100.00%	2
Total Respondents: 2		

Q22 The Special Education Department is assisting you with your questions, problems, and concerns.

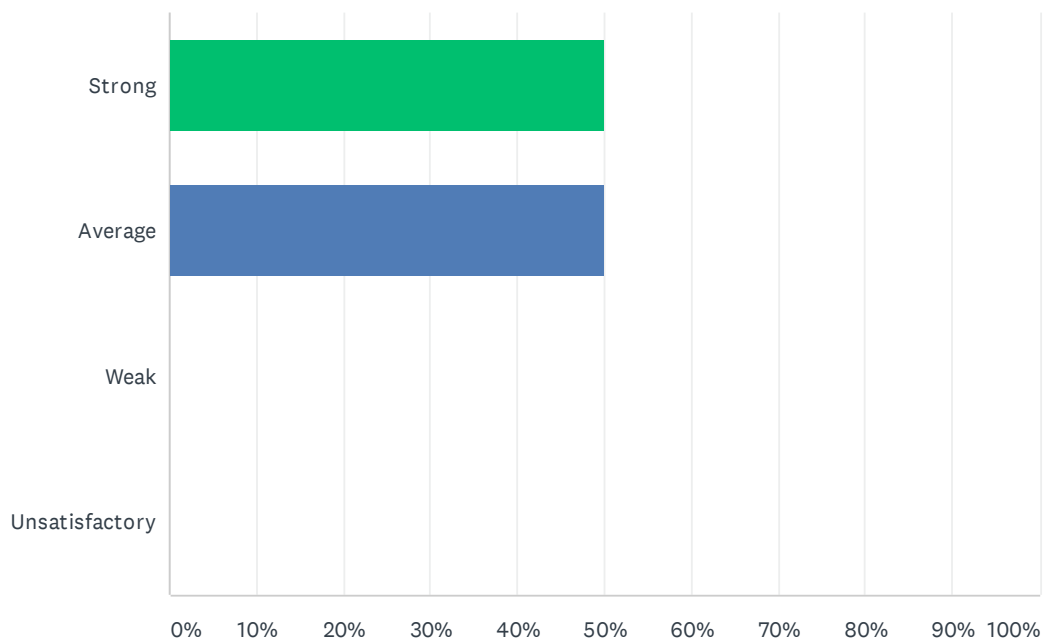
Answered: 2 Skipped: 0



ANSWER CHOICES	RESPONSES	
Strong	0.00%	0
Average	100.00%	2
Weak	0.00%	0
Unsatisfactory	0.00%	0
TOTAL		2

Q23 Special Education class size is balanced within each program to ensure student safety and individualized instruction.

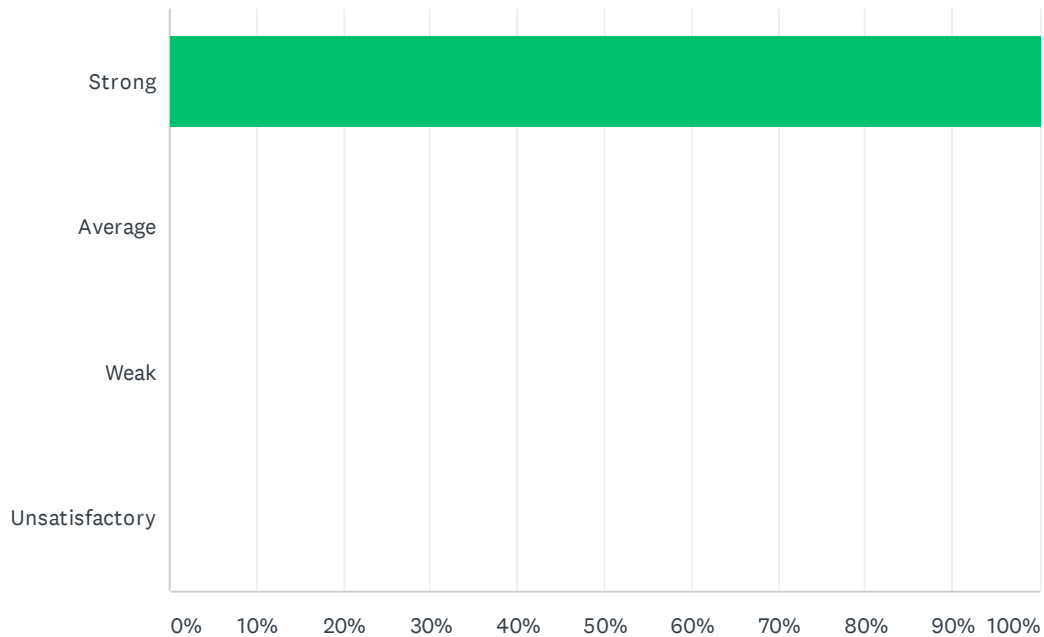
Answered: 2 Skipped: 0



ANSWER CHOICES	RESPONSES	
Strong	50.00%	1
Average	50.00%	1
Weak	0.00%	0
Unsatisfactory	0.00%	0
TOTAL		2

Q24 Special education teachers have opportunities to participate in school-based, content area staff development.

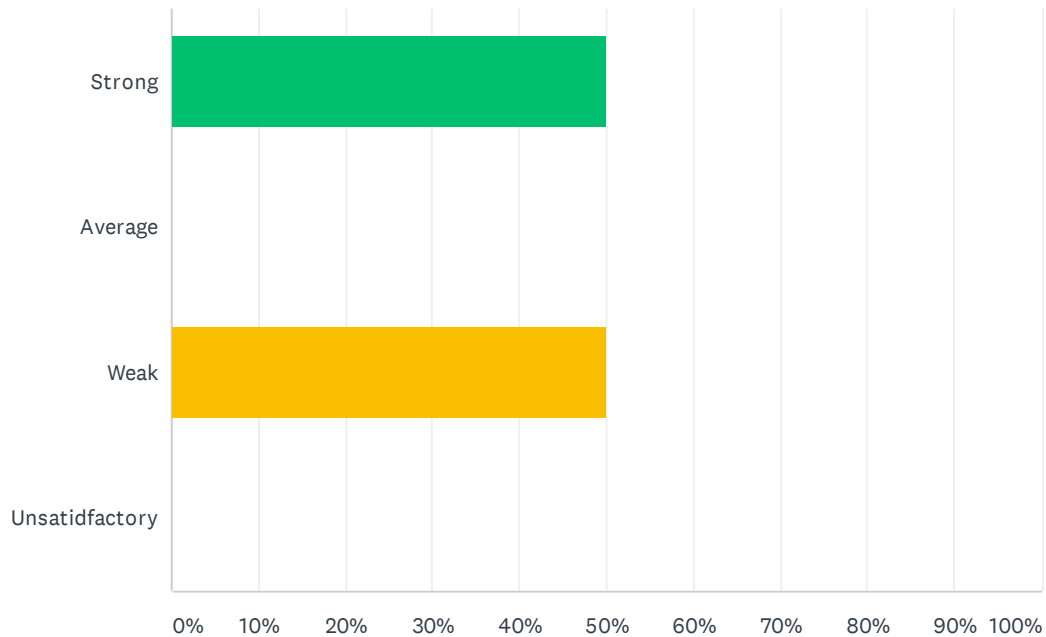
Answered: 2 Skipped: 0



ANSWER CHOICES	RESPONSES	
Strong	100.00%	2
Average	0.00%	0
Weak	0.00%	0
Unsatisfactory	0.00%	0
TOTAL		2

Q25 Special education teachers have needed access to ALL instructional resources provided to the general education teachers.

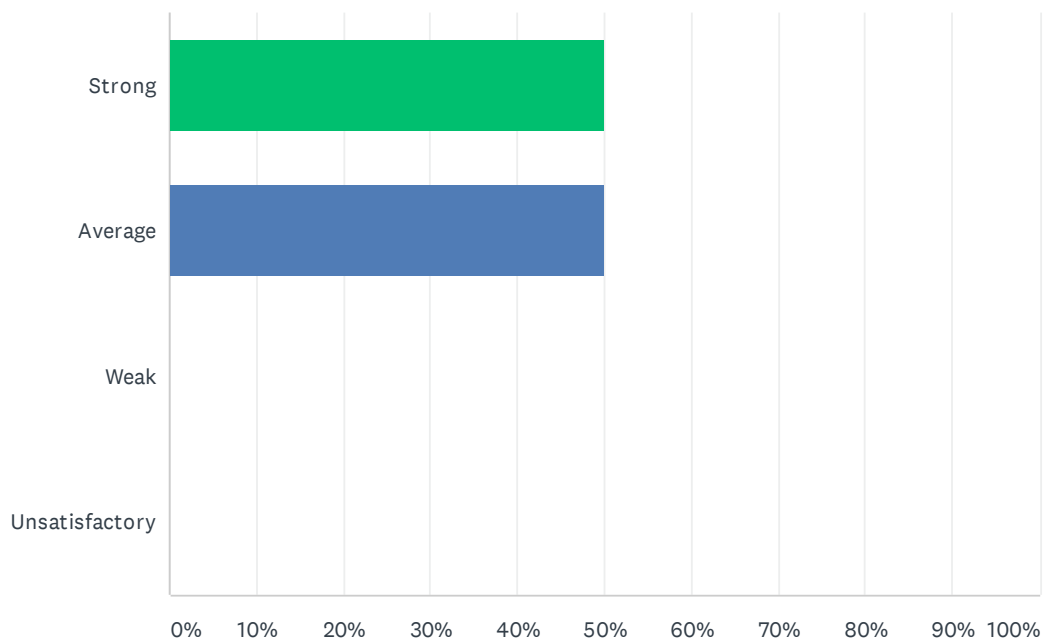
Answered: 2 Skipped: 0



ANSWER CHOICES	RESPONSES	
Strong	50.00%	1
Average	0.00%	0
Weak	50.00%	1
Unsatisfactory	0.00%	0
TOTAL		2

Q26 Special education teachers are adequately trained in the administration of state assessments and District IEP's.

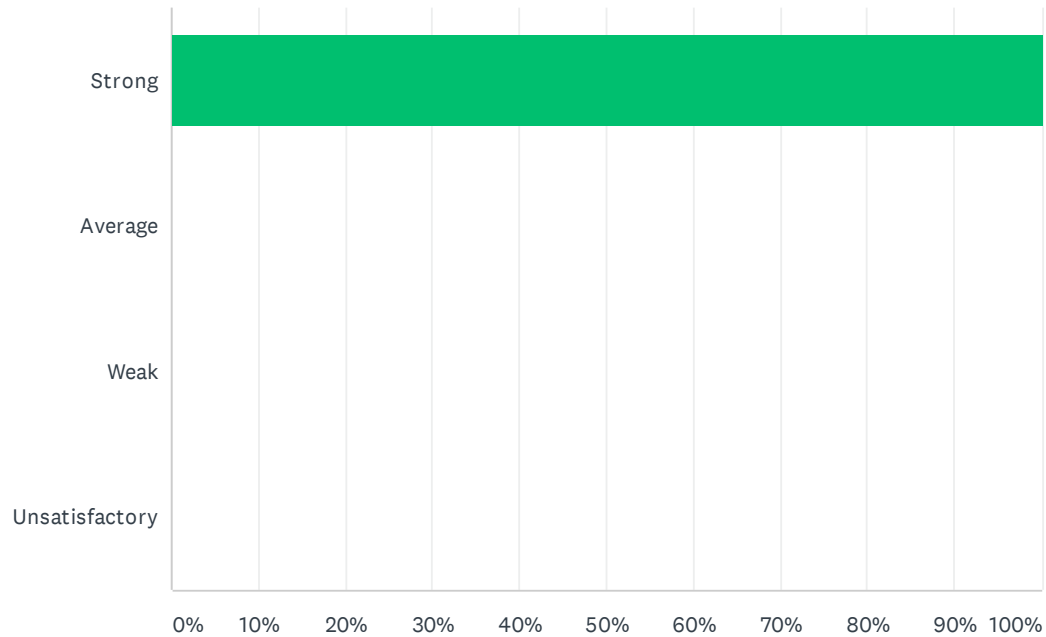
Answered: 2 Skipped: 0



ANSWER CHOICES	RESPONSES	
Strong	50.00%	1
Average	50.00%	1
Weak	0.00%	0
Unsatisfactory	0.00%	0
TOTAL		2

Q27 The site principal is accessible to discuss special education issues.

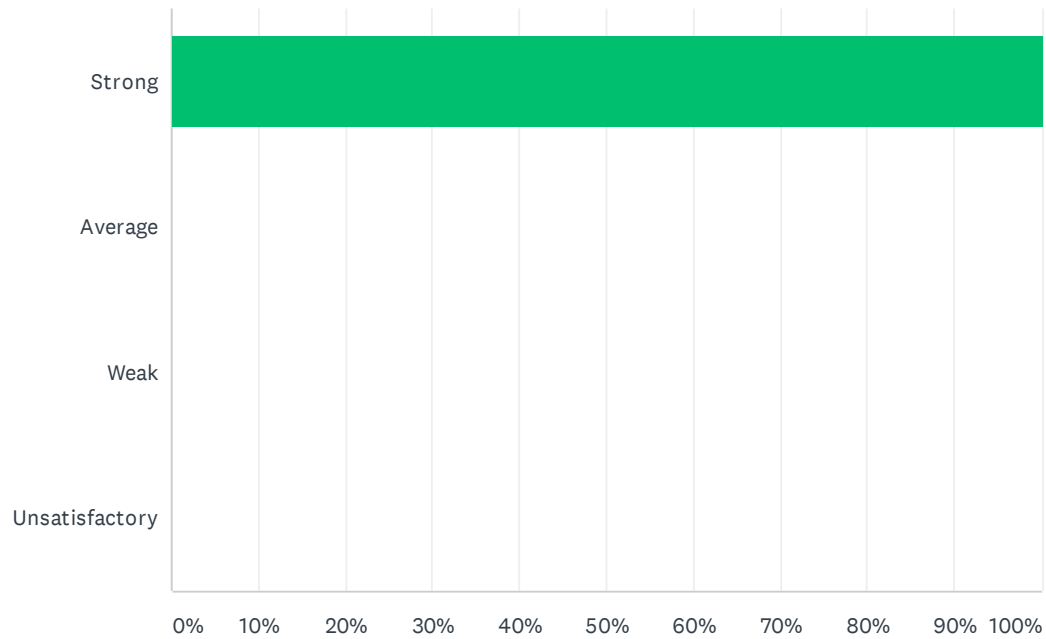
Answered: 2 Skipped: 0



ANSWER CHOICES	RESPONSES	
Strong	100.00%	2
Average	0.00%	0
Weak	0.00%	0
Unsatisfactory	0.00%	0
TOTAL		2

Q28 The site principal promotes equal opportunities for all students to learn.

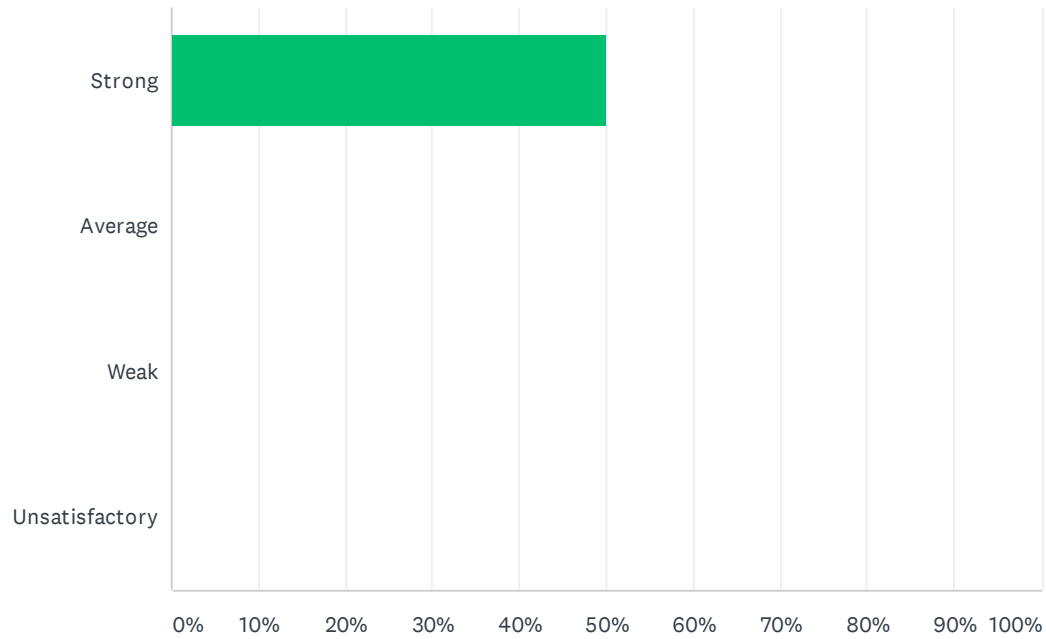
Answered: 2 Skipped: 0



ANSWER CHOICES	RESPONSES	
Strong	100.00%	2
Average	0.00%	0
Weak	0.00%	0
Unsatisfactory	0.00%	0
TOTAL		2

Q29 PBIS is used effectively and is improving behavior.

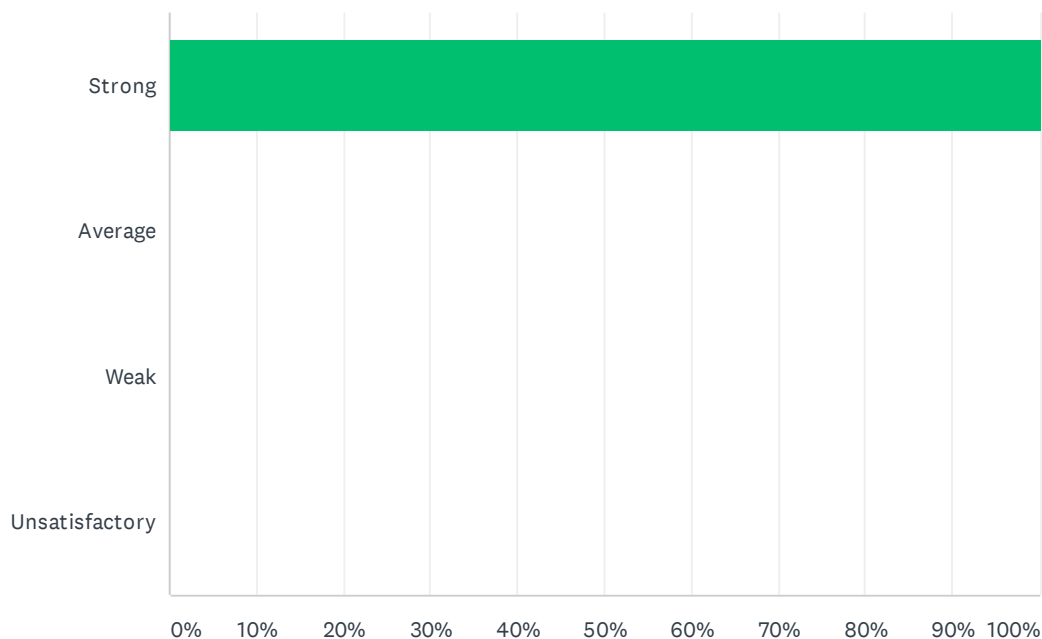
Answered: 2 Skipped: 0



ANSWER CHOICES	RESPONSES	
Strong	50.00%	1
Average	0.00%	0
Weak	0.00%	0
Unsatisfactory	0.00%	0
TOTAL		2

Q30 PBIS and Behavior Intervention Specialists are creating a safer environment at my site.

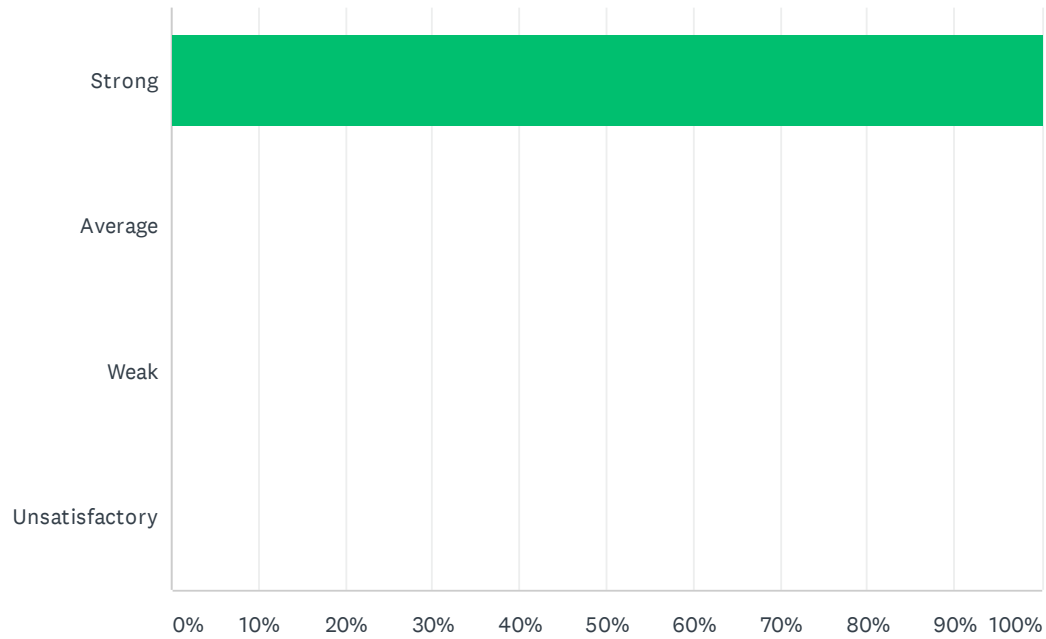
Answered: 2 Skipped: 0



ANSWER CHOICES	RESPONSES	
Strong	100.00%	2
Average	0.00%	0
Weak	0.00%	0
Unsatisfactory	0.00%	0
TOTAL		2

Q31 Staff and students feel safe at my site.

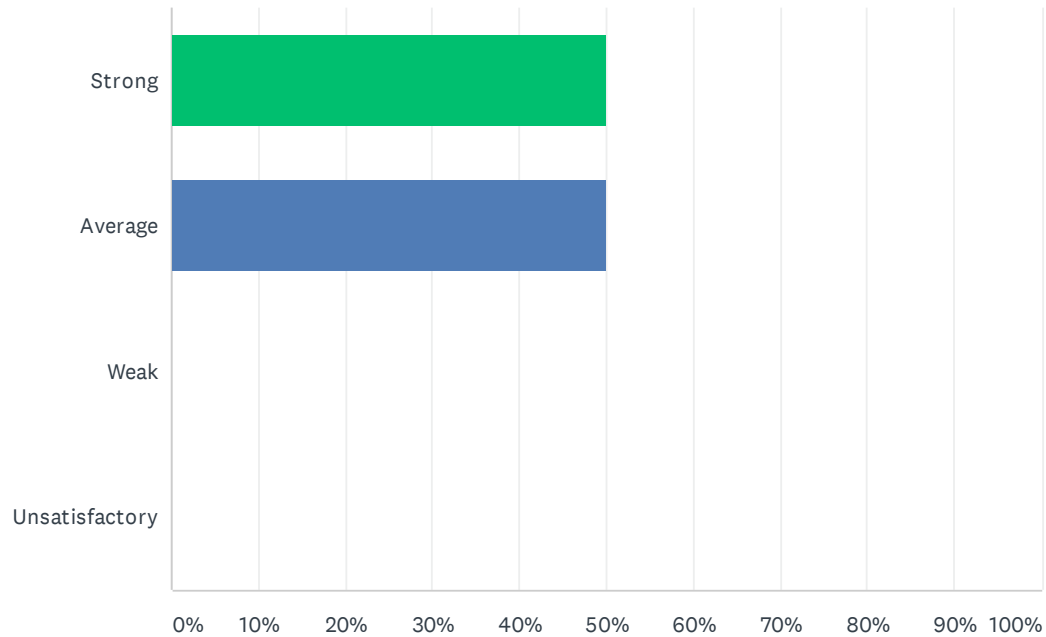
Answered: 2 Skipped: 0



ANSWER CHOICES	RESPONSES	
Strong	100.00%	2
Average	0.00%	0
Weak	0.00%	0
Unsatisfactory	0.00%	0
TOTAL		2

Q32 Discipline is improving at my site and not interfering with learning.

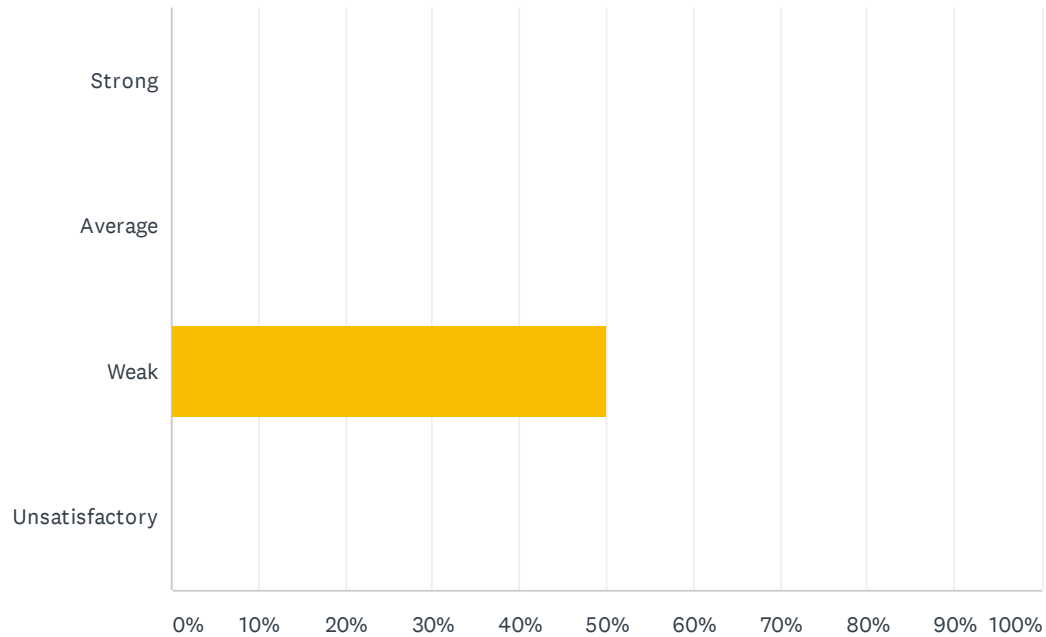
Answered: 2 Skipped: 0



ANSWER CHOICES	RESPONSES	
Strong	50.00%	1
Average	50.00%	1
Weak	0.00%	0
Unsatisfactory	0.00%	0
TOTAL		2

Q33 Positive referrals are an effective tool in improving discipline.

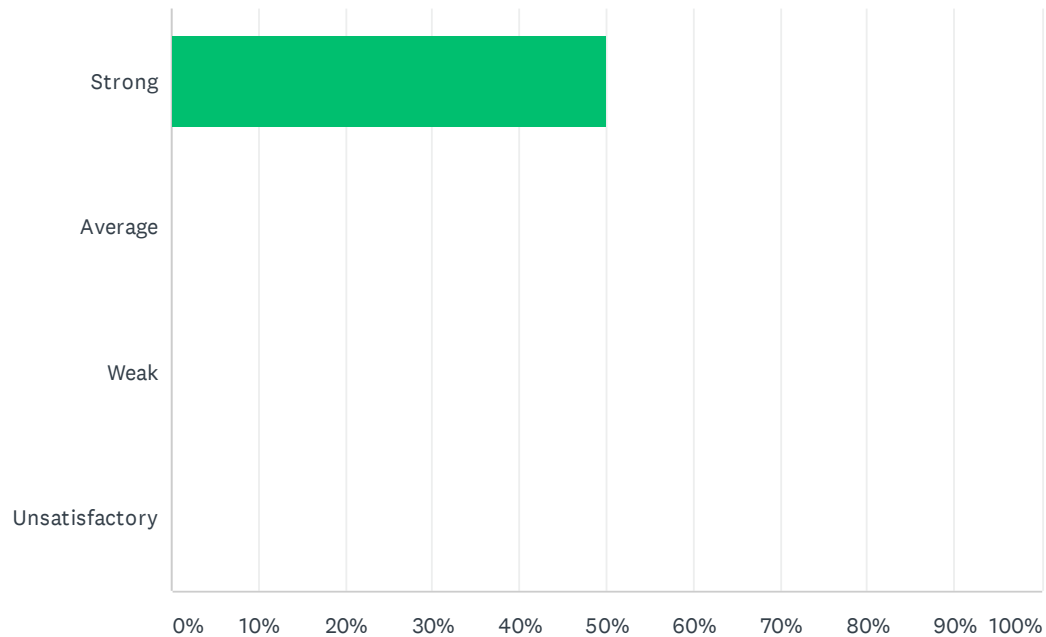
Answered: 2 Skipped: 0



ANSWER CHOICES	RESPONSES	
Strong	0.00%	0
Average	0.00%	0
Weak	50.00%	1
Unsatisfactory	0.00%	0
TOTAL		2

Q34 When ODR's (office disciplinary referral) are written the teacher's word is valued and trusted.

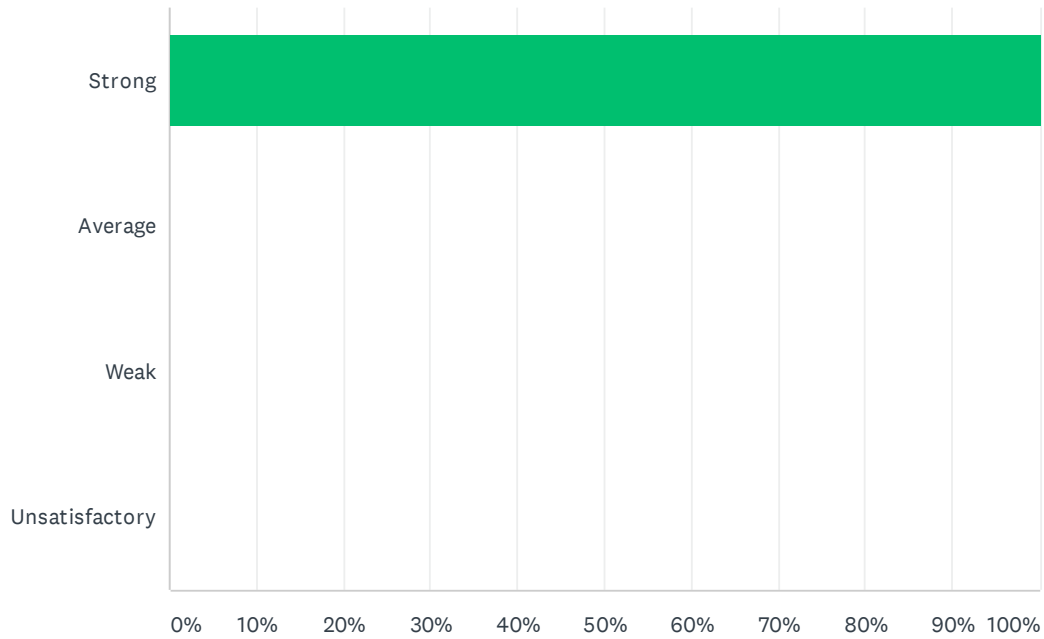
Answered: 2 Skipped: 0



ANSWER CHOICES	RESPONSES	
Strong	50.00%	1
Average	0.00%	0
Weak	0.00%	0
Unsatisfactory	0.00%	0
TOTAL		2

Q35 My site has a positive atmosphere.

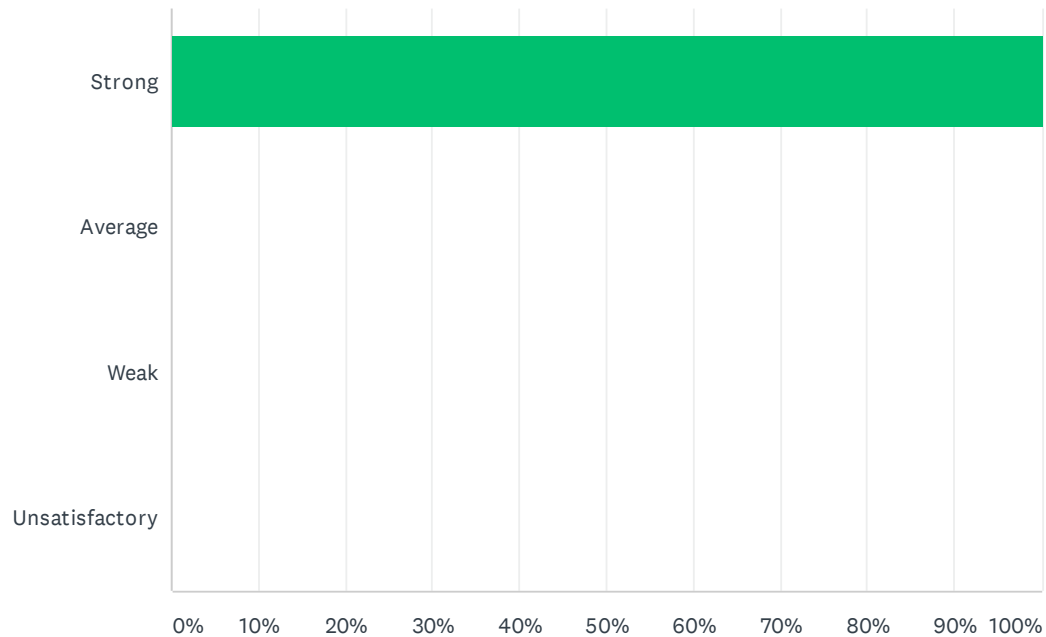
Answered: 2 Skipped: 0



ANSWER CHOICES	RESPONSES	
Strong	100.00%	2
Average	0.00%	0
Weak	0.00%	0
Unsatisfactory	0.00%	0
TOTAL		2

Q36 I would recommend my site to other employees and prospective teachers.

Answered: 2 Skipped: 0



ANSWER CHOICES	RESPONSES	
Strong	100.00%	2
Average	0.00%	0
Weak	0.00%	0
Unsatisfactory	0.00%	0
TOTAL		2

Q1 School Site (If you work at multiple sites choose your home site OR complete a survey for each site at which you spend significant time.)

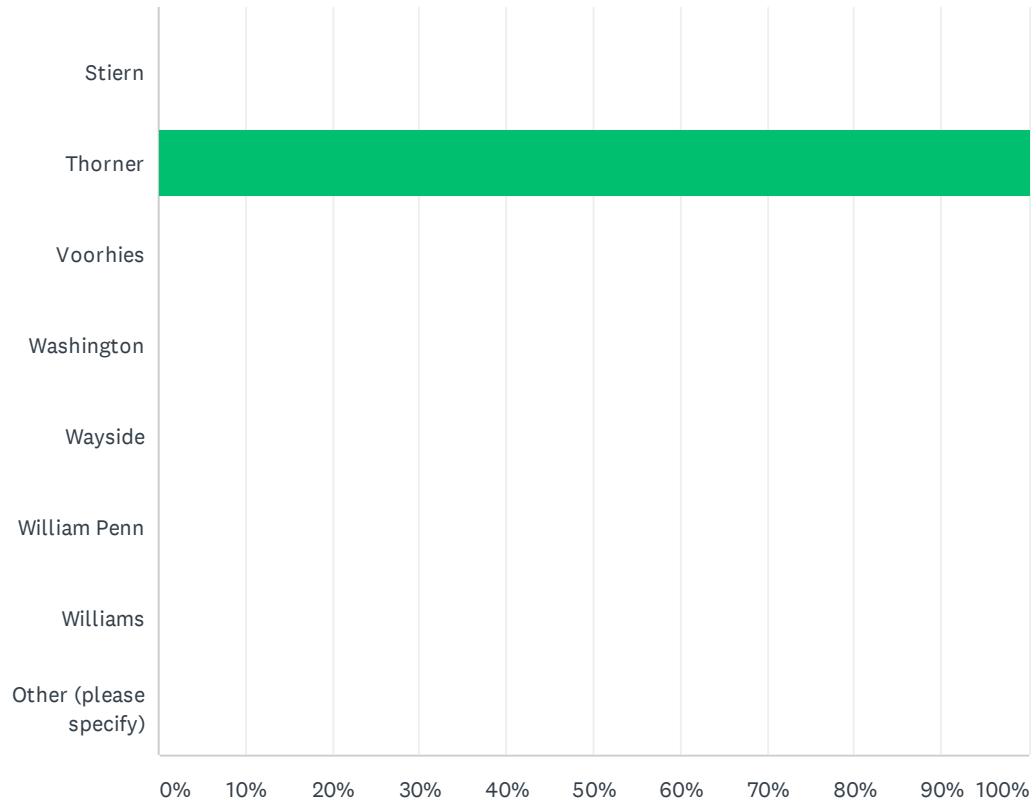
Answered: 15 Skipped: 0

[illegible]

2019-2020 BETA Administration/Site Climate Survey

Harris										
Horace Mann										
Hort										
Jefferson										
Longfellow										
McKinley										
Mt.Vernon										
Munsey										
Nichols										
Noble										
Nurses										
Owens Intermediate										
Owens Primary										
Pauly										
Pioneer										
Rafer Johnson										
Roosevelt										
Sequoia										
Sierra										
Special Ed Office										
Stella Hills										

2019-2020 BETA Administration/Site Climate Survey



2019-2020 BETA Administration/Site Climate Survey

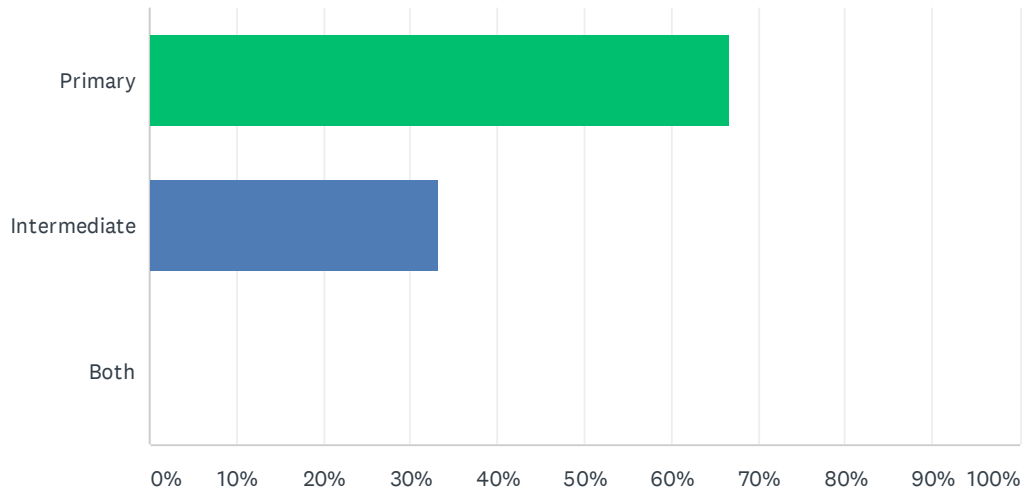
ANSWER CHOICES	RESPONSES	
Casa Loma	0.00%	0
Cato	0.00%	0
Chavez	0.00%	0
Chipman	0.00%	0
College Hts	0.00%	0
Compton	0.00%	0
Curran	0.00%	0
Downtown	0.00%	0
Ed Center	0.00%	0
Eissler	0.00%	0
Emerson	0.00%	0
Evergreen	0.00%	0
Fletcher	0.00%	0
Frank West	0.00%	0
Franklin	0.00%	0
Fremont	0.00%	0
Garza	0.00%	0
Harding	0.00%	0
Harris	0.00%	0
Horace Mann	0.00%	0
Hort	0.00%	0
Jefferson	0.00%	0
Longfellow	0.00%	0
McKinley	0.00%	0
Mt.Vernon	0.00%	0
Munsey	0.00%	0
Nichols	0.00%	0
Noble	0.00%	0
Nurses	0.00%	0
Owens Intermediate	0.00%	0
Owens Primary	0.00%	0
Pauly	0.00%	0

2019-2020 BETA Administration/Site Climate Survey

Pioneer	0.00%	0
Rafer Johnson	0.00%	0
Roosevelt	0.00%	0
Sequoia	0.00%	0
Sierra	0.00%	0
Special Ed Office	0.00%	0
Stella Hills	0.00%	0
Stiern	0.00%	0
Thorner	100.00%	15
Voorhies	0.00%	0
Washington	0.00%	0
Wayside	0.00%	0
William Penn	0.00%	0
Williams	0.00%	0
Other (please specify)	0.00%	0
Total Respondents: 15		

Q2 Instructional Grade Level or Support Services

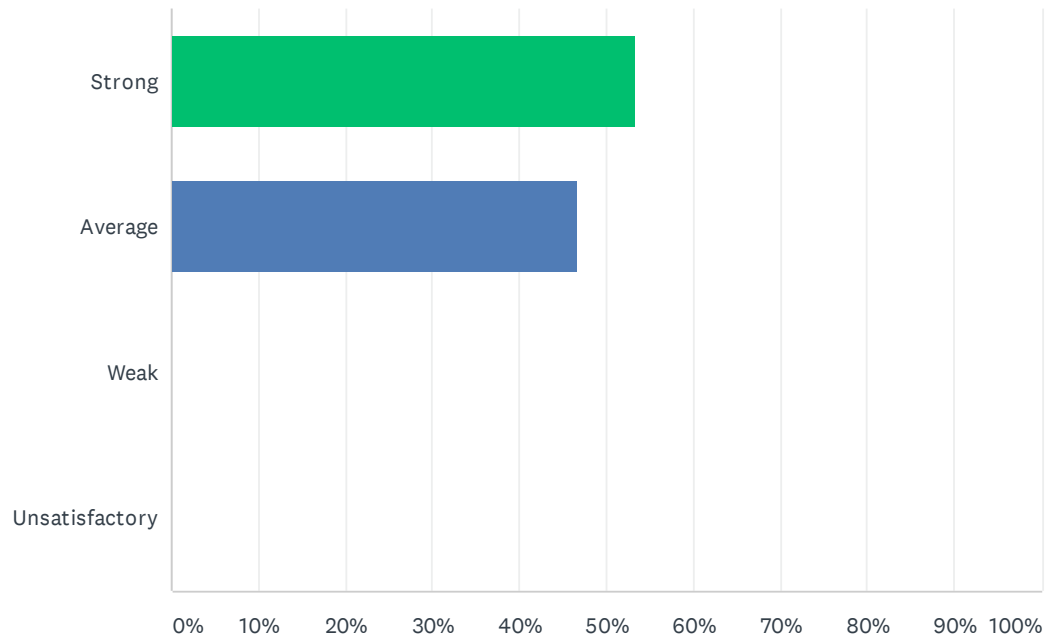
Answered: 15 Skipped: 0



ANSWER CHOICES	RESPONSES	
Primary	66.67%	10
Intermediate	33.33%	5
Both	0.00%	0
TOTAL		15

Q3 Site administration is sensitive to the needs of students, staff, and community.

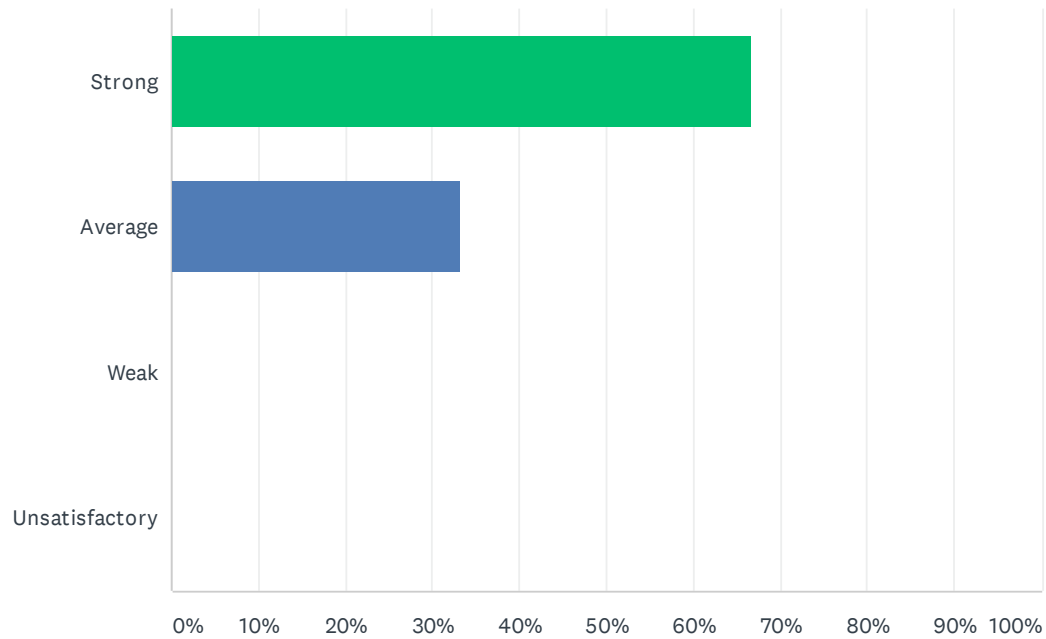
Answered: 15 Skipped: 0



ANSWER CHOICES	RESPONSES	
Strong	53.33%	8
Average	46.67%	7
Weak	0.00%	0
Unsatisfactory	0.00%	0
TOTAL		15

Q4 Site administration treats staff with respect; you feel like a valued member of a team

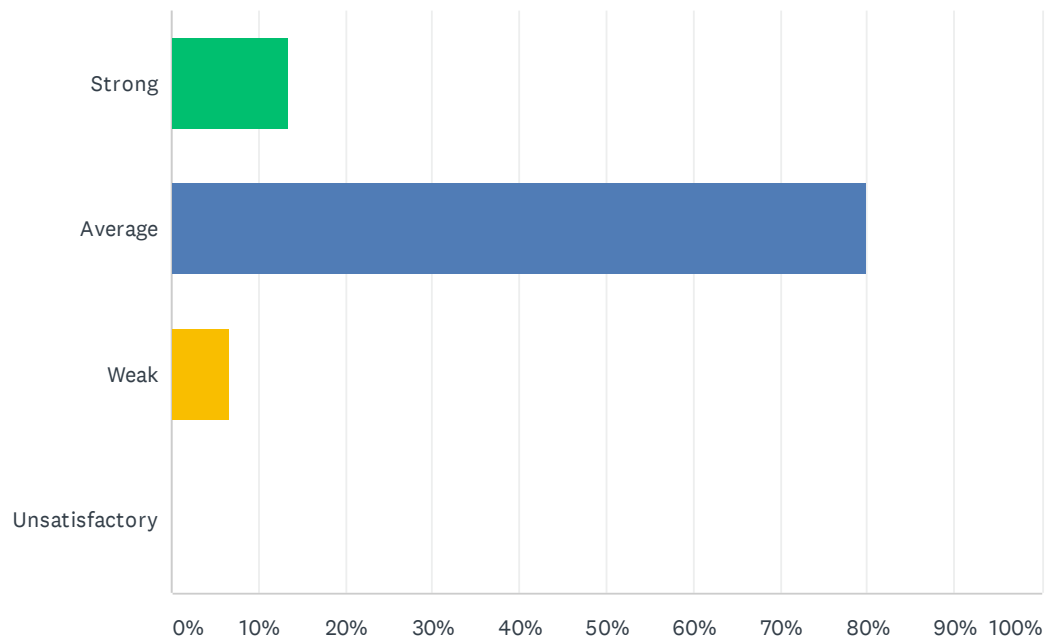
Answered: 15 Skipped: 0



ANSWER CHOICES	RESPONSES	
Strong	66.67%	10
Average	33.33%	5
Weak	0.00%	0
Unsatisfactory	0.00%	0
TOTAL		15

Q5 Site administration conducts classroom visits (walk-through) in least the disruptive manner and leaves timely feedback (within 24 hours).

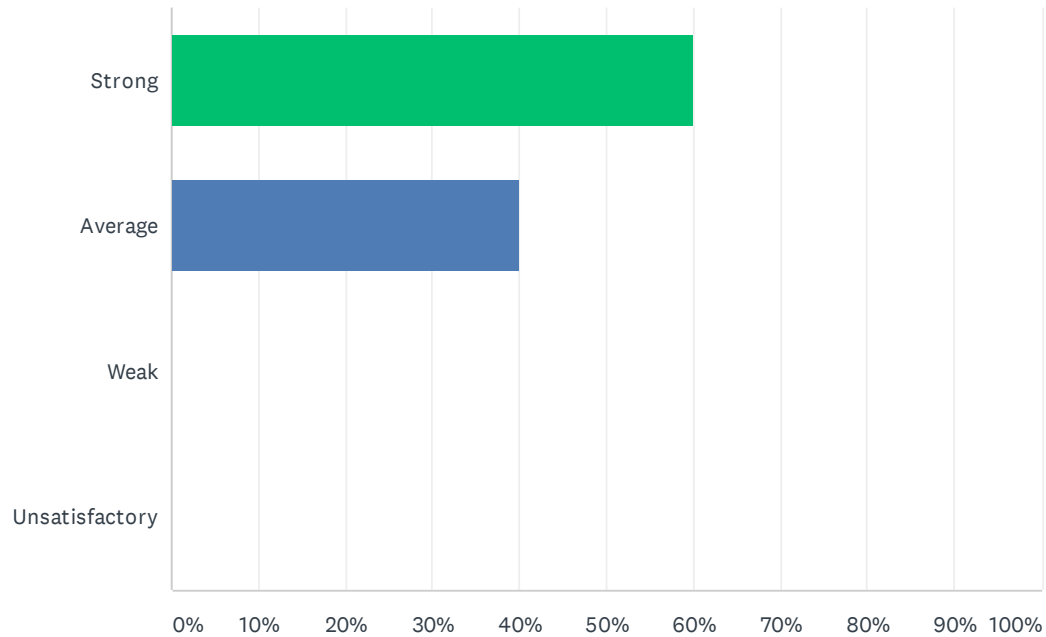
Answered: 15 Skipped: 0



ANSWER CHOICES	RESPONSES	
Strong	13.33%	2
Average	80.00%	12
Weak	6.67%	1
Unsatisfactory	0.00%	0
TOTAL		15

Q6 Site administration follows the contract and respects personal rights.

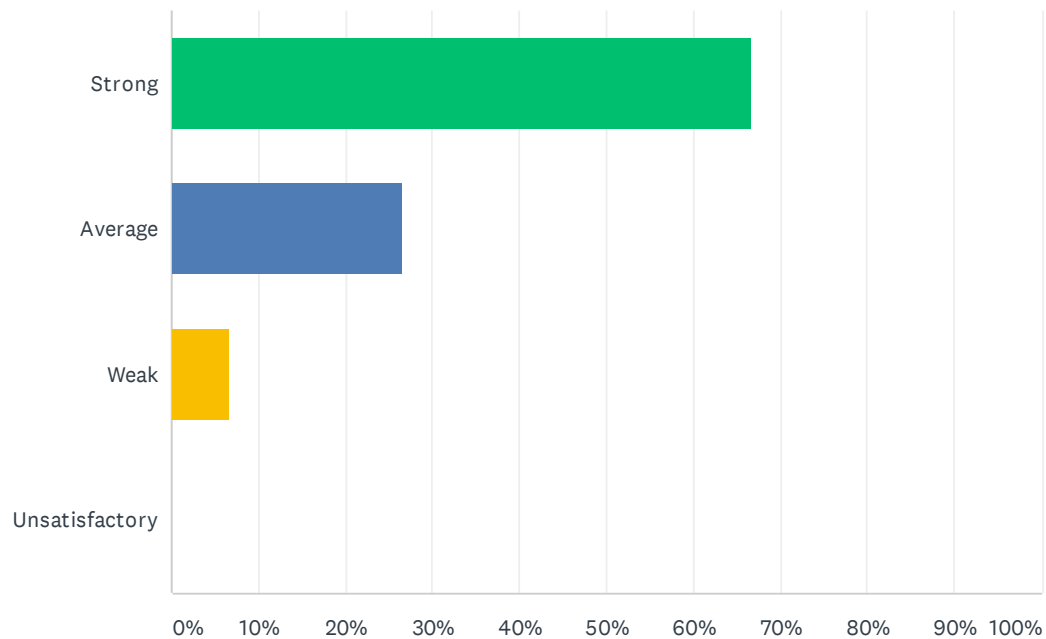
Answered: 15 Skipped: 0



ANSWER CHOICES	RESPONSES	
Strong	60.00%	9
Average	40.00%	6
Weak	0.00%	0
Unsatisfactory	0.00%	0
TOTAL		15

Q7 Administration utilizes staff according to their job description (ie. Coaches, APL's, Specialists & Staff).

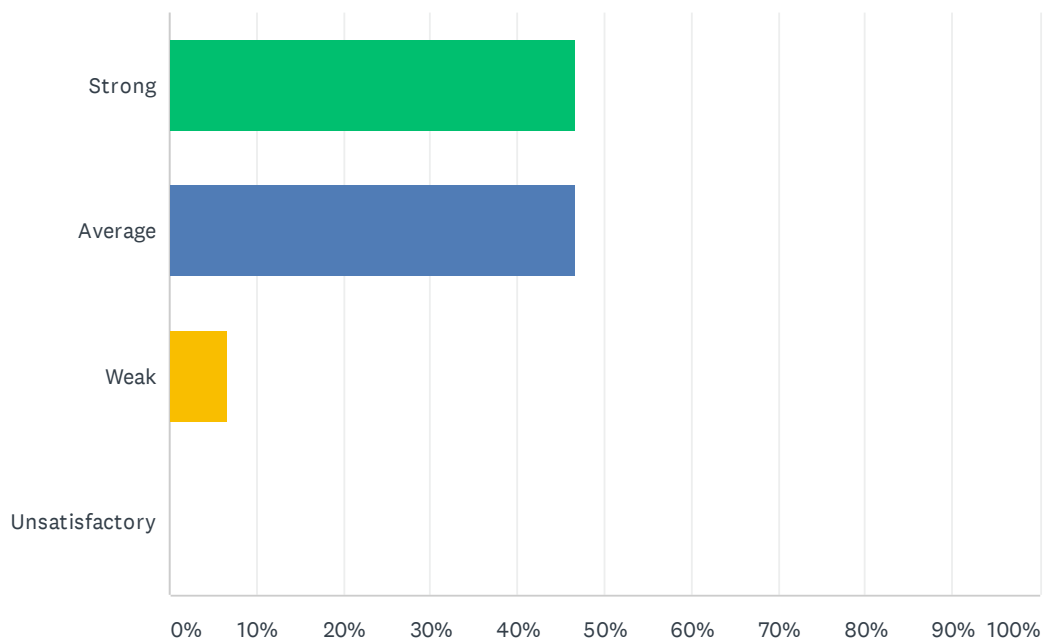
Answered: 15 Skipped: 0



ANSWER CHOICES	RESPONSES	
Strong	66.67%	10
Average	26.67%	4
Weak	6.67%	1
Unsatisfactory	0.00%	0
TOTAL		15

Q8 Administration maintains open communication with staff, parents, and students.

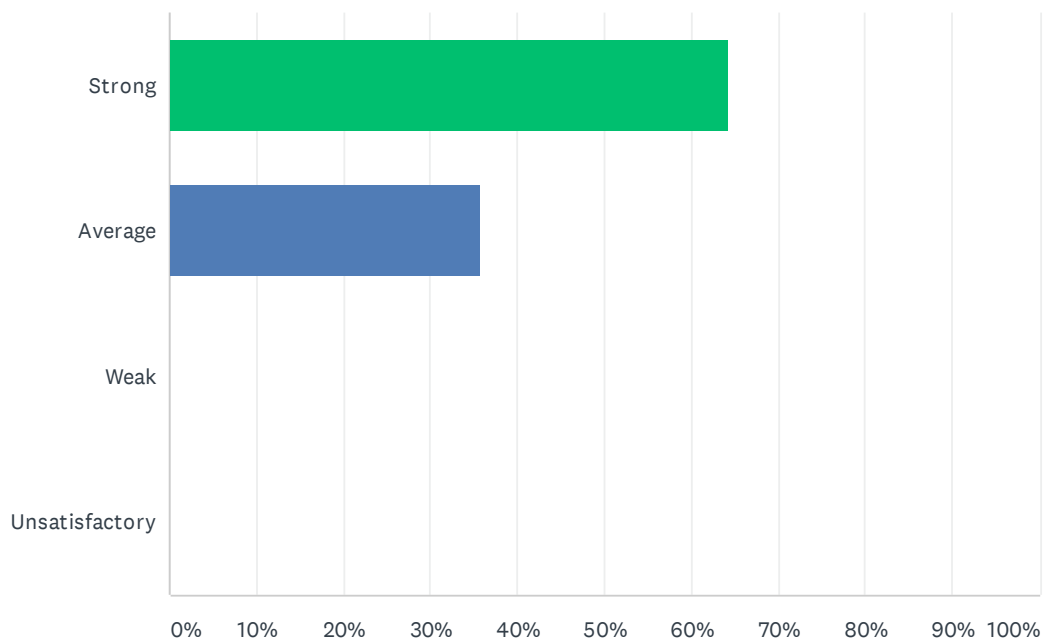
Answered: 15 Skipped: 0



ANSWER CHOICES	RESPONSES	
Strong	46.67%	7
Average	46.67%	7
Weak	6.67%	1
Unsatisfactory	0.00%	0
TOTAL		15

Q9 Administration supports staff against attacks and criticism from parents.

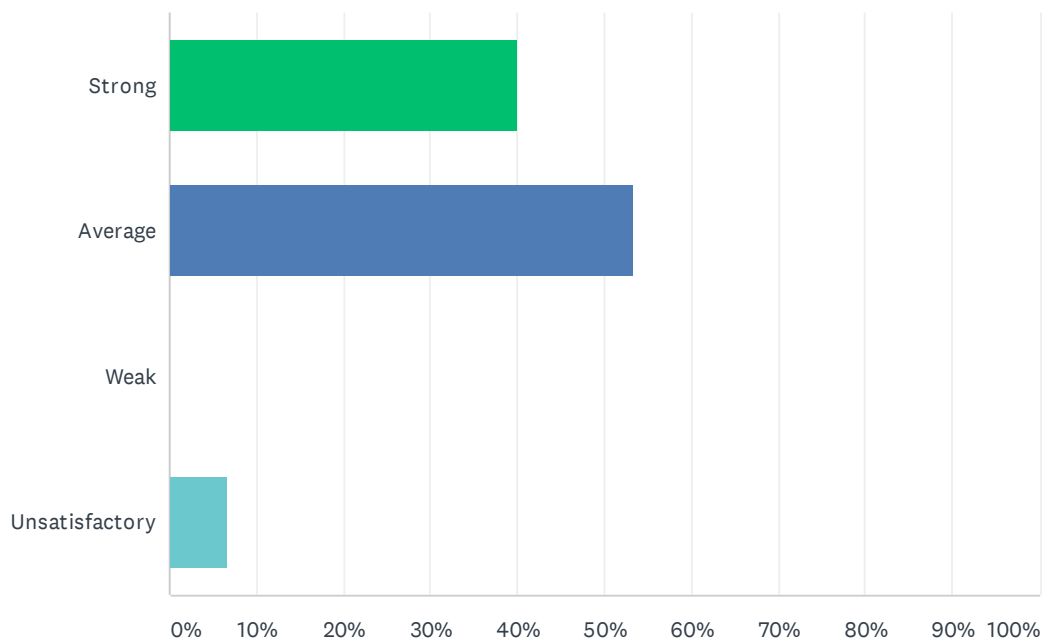
Answered: 14 Skipped: 1



ANSWER CHOICES	RESPONSES	
Strong	64.29%	9
Average	35.71%	5
Weak	0.00%	0
Unsatisfactory	0.00%	0
TOTAL		14

Q10 Site administration treats all teachers equally; there is no preferential treatment.

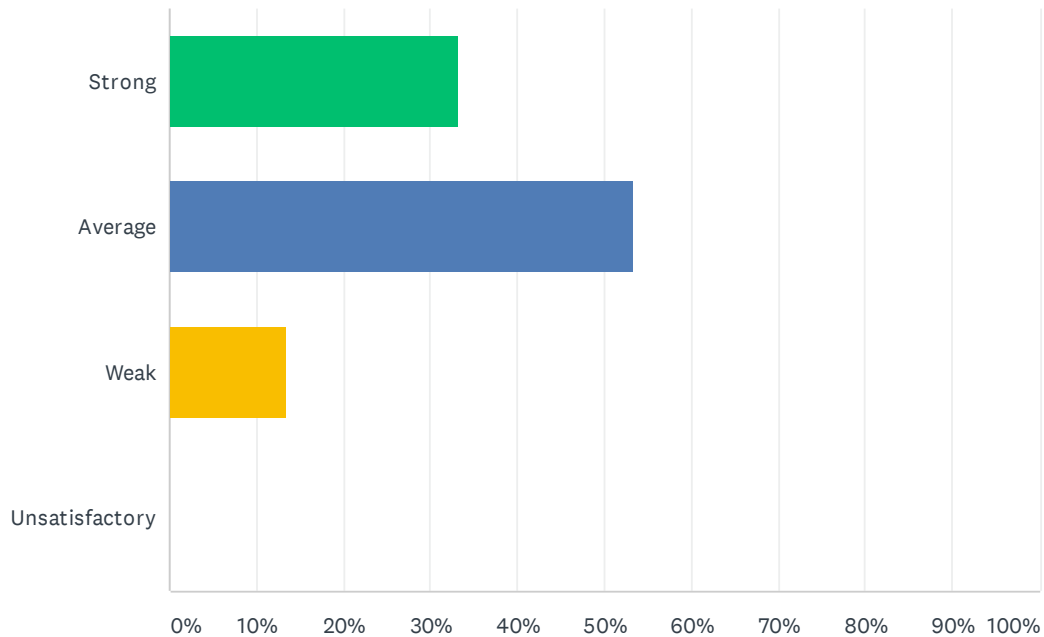
Answered: 15 Skipped: 0



ANSWER CHOICES	RESPONSES	
Strong	40.00%	6
Average	53.33%	8
Weak	0.00%	0
Unsatisfactory	6.67%	1
TOTAL		15

Q11 Administration supports classroom discipline procedures and follows District discipline guidelines.

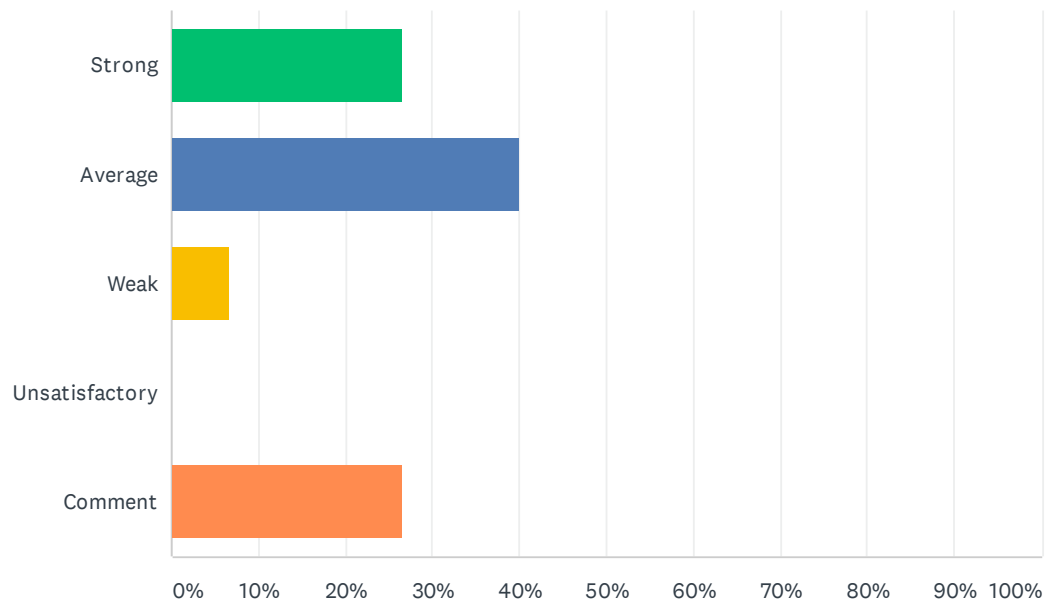
Answered: 15 Skipped: 0



ANSWER CHOICES	RESPONSES	
Strong	33.33%	5
Average	53.33%	8
Weak	13.33%	2
Unsatisfactory	0.00%	0
TOTAL		15

Q12 Administration processes ODR's (Office Disciplinary Referrals) within 48 hours and supports staff when discipline moves beyond classroom managed behaviors.

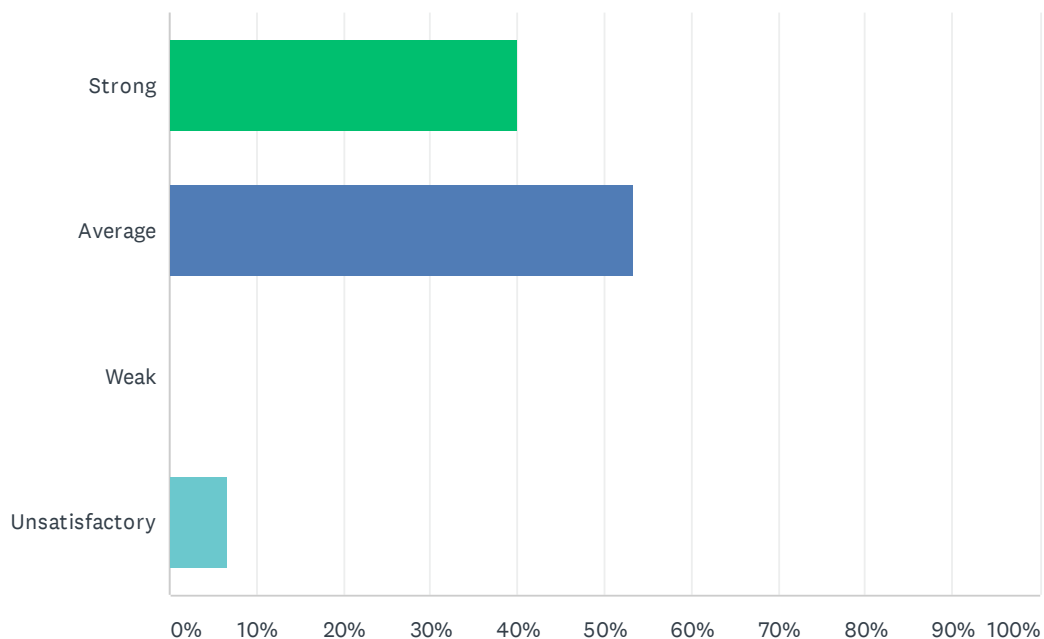
Answered: 15 Skipped: 0



ANSWER CHOICES	RESPONSES	
Strong	26.67%	4
Average	40.00%	6
Weak	6.67%	1
Unsatisfactory	0.00%	0
Comment	26.67%	4
TOTAL		15

Q13 Administration treats teachers as professionals; the teacher's word is not disregarded in favor of the student's.

Answered: 15 Skipped: 0



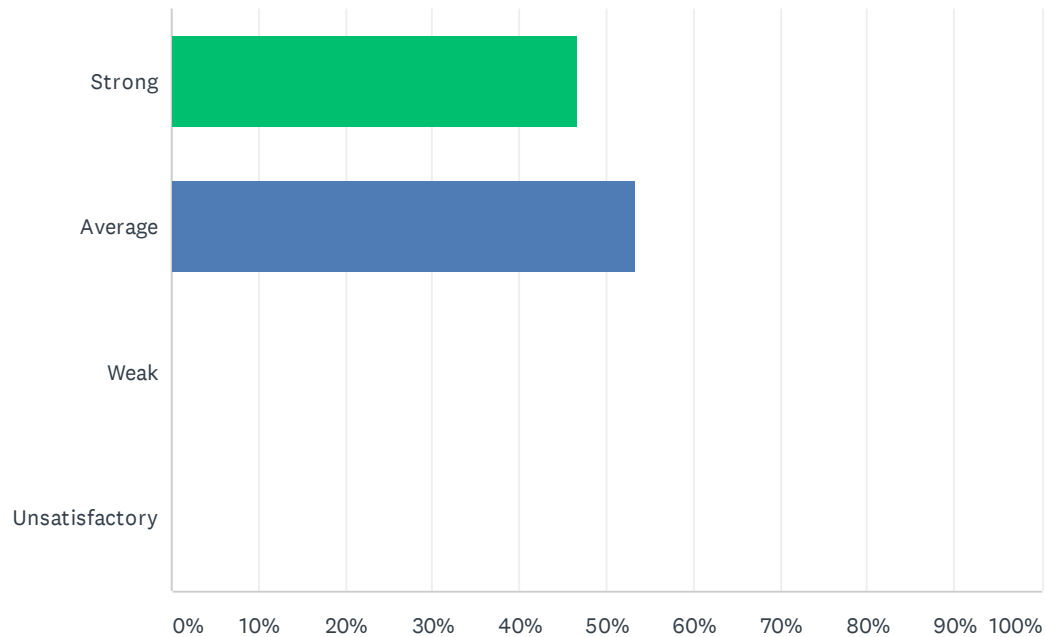
ANSWER CHOICES	RESPONSES	
Strong	40.00%	6
Average	53.33%	8
Weak	0.00%	0
Unsatisfactory	6.67%	1
TOTAL		15

Q14 How do you feel that your administration positively/negatively impacts working conditions at your site?

Answered: 10 Skipped: 5

Q15 Site staff is involved in setting school policies and budgetary priorities.

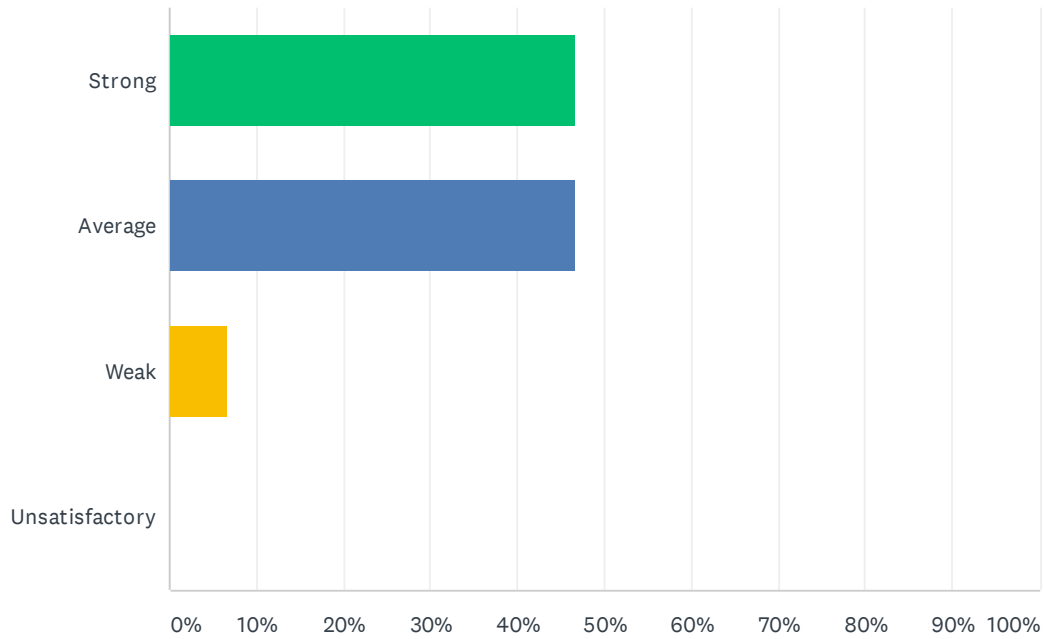
Answered: 15 Skipped: 0



ANSWER CHOICES	RESPONSES	
Strong	46.67%	7
Average	53.33%	8
Weak	0.00%	0
Unsatisfactory	0.00%	0
TOTAL		15

Q16 Site meetings are productive and not excessive.

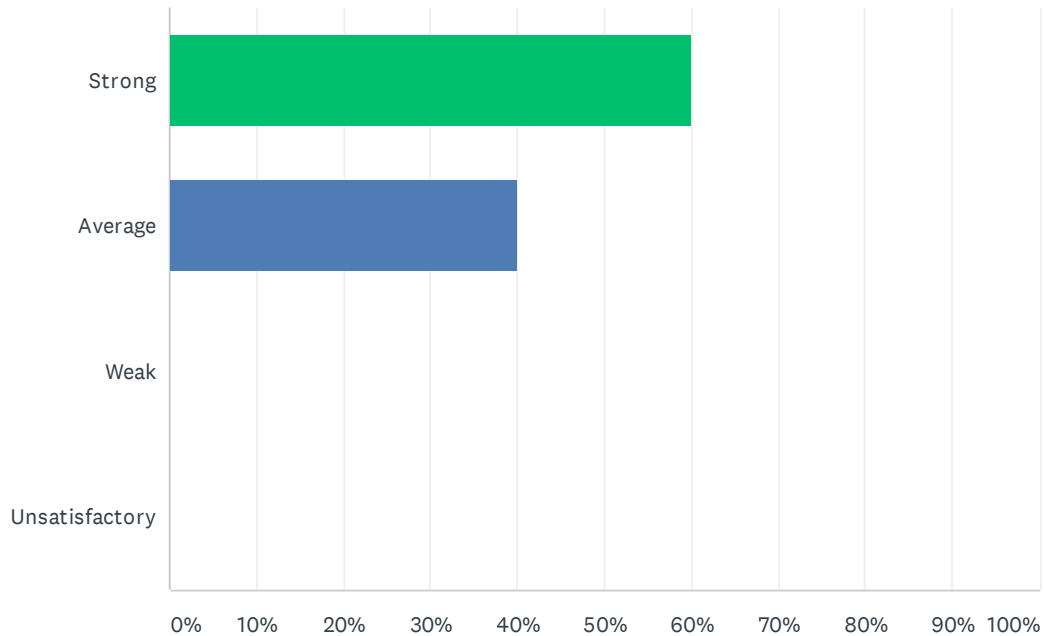
Answered: 15 Skipped: 0



ANSWER CHOICES	RESPONSES	
Strong	46.67%	7
Average	46.67%	7
Weak	6.67%	1
Unsatisfactory	0.00%	0
TOTAL		15

Q17 Bank days are used for PLC activities; Site administration uses two Bank Days a month and staff gets uninterrupted planning/preparation time twice a month during Bank Days.

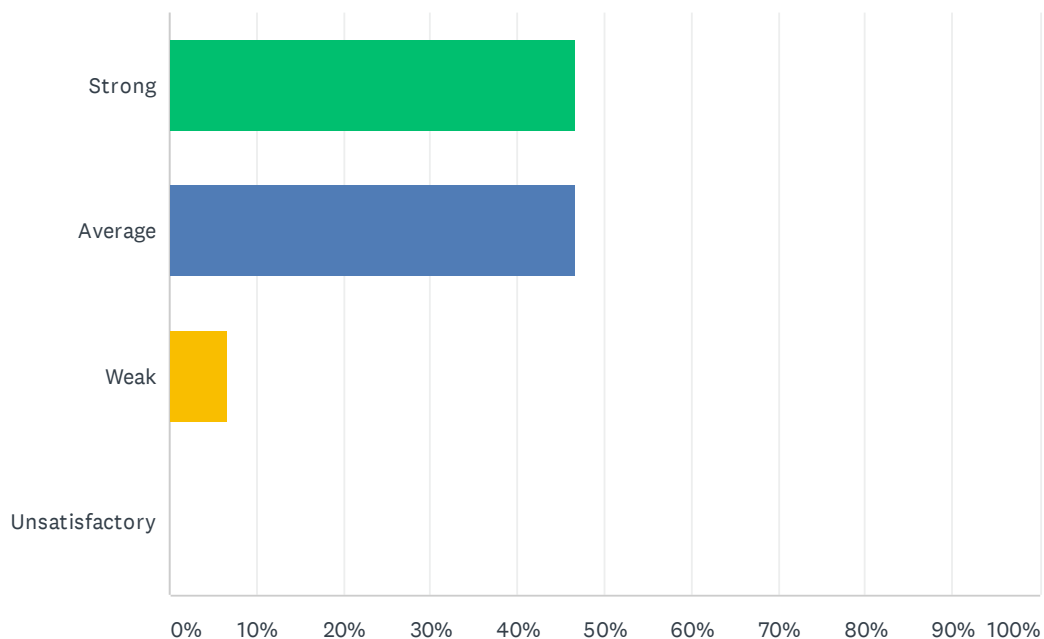
Answered: 15 Skipped: 0



ANSWER CHOICES	RESPONSES	
Strong	60.00%	9
Average	40.00%	6
Weak	0.00%	0
Unsatisfactory	0.00%	0
TOTAL		15

Q18 My site receives daily consecutive uninterrupted planning/preparation time. (30 minutes / 40 minutes)

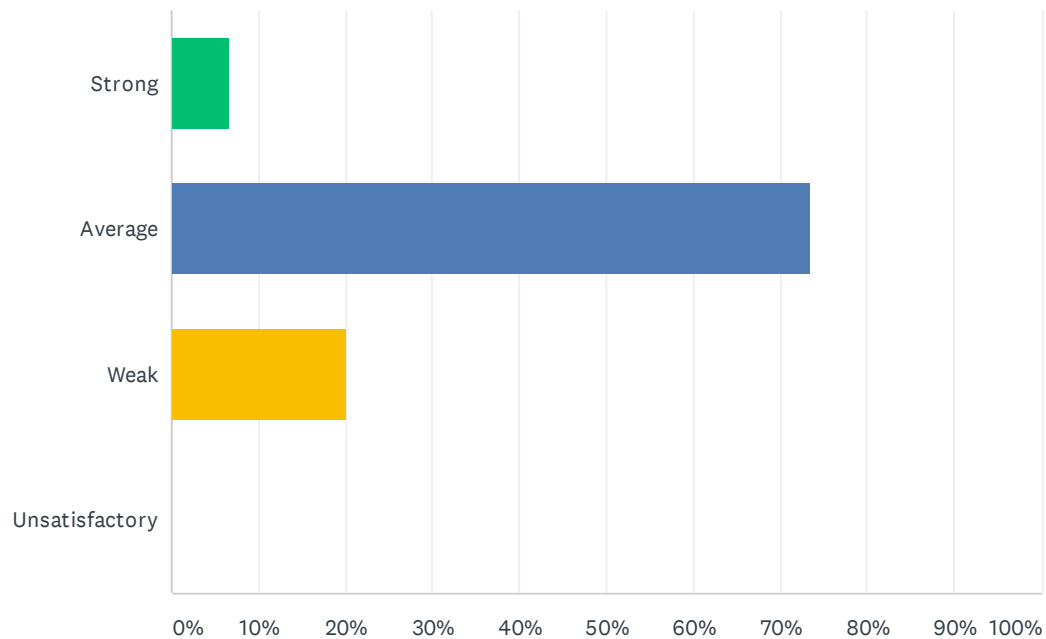
Answered: 15 Skipped: 0



ANSWER CHOICES	RESPONSES	
Strong	46.67%	7
Average	46.67%	7
Weak	6.67%	1
Unsatisfactory	0.00%	0
TOTAL		15

Q19 Staff is given time to input district required data (ie. Benchmarks, Dibels, CFAs, Report Card, and etc).

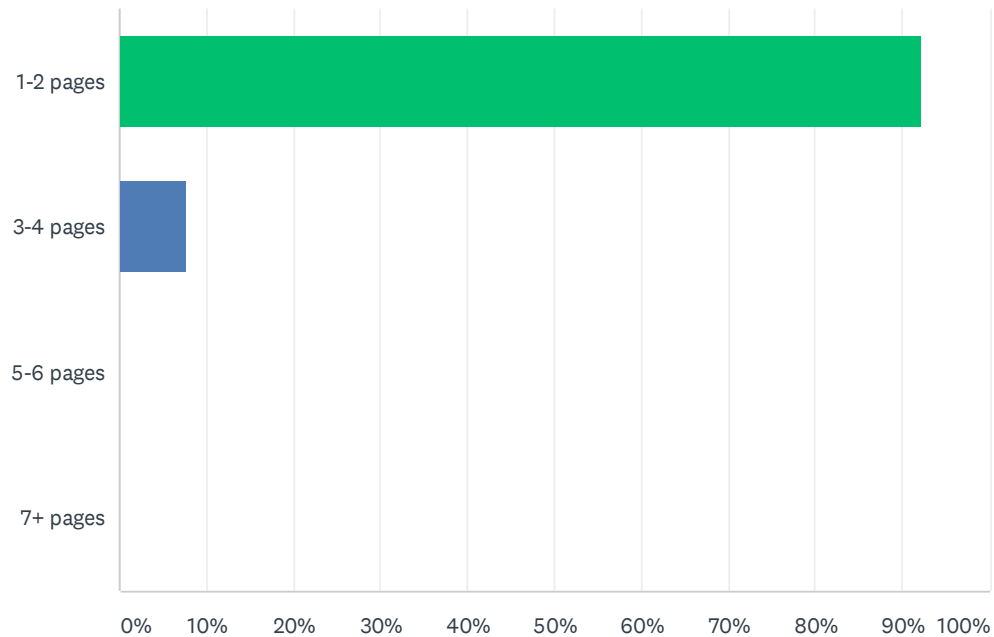
Answered: 15 Skipped: 0



ANSWER CHOICES	RESPONSES	
Strong	6.67%	1
Average	73.33%	11
Weak	20.00%	3
Unsatisfactory	0.00%	0
TOTAL		15

Q20 Teachers are required to submit complete, but not excessively lengthy lesson plans.

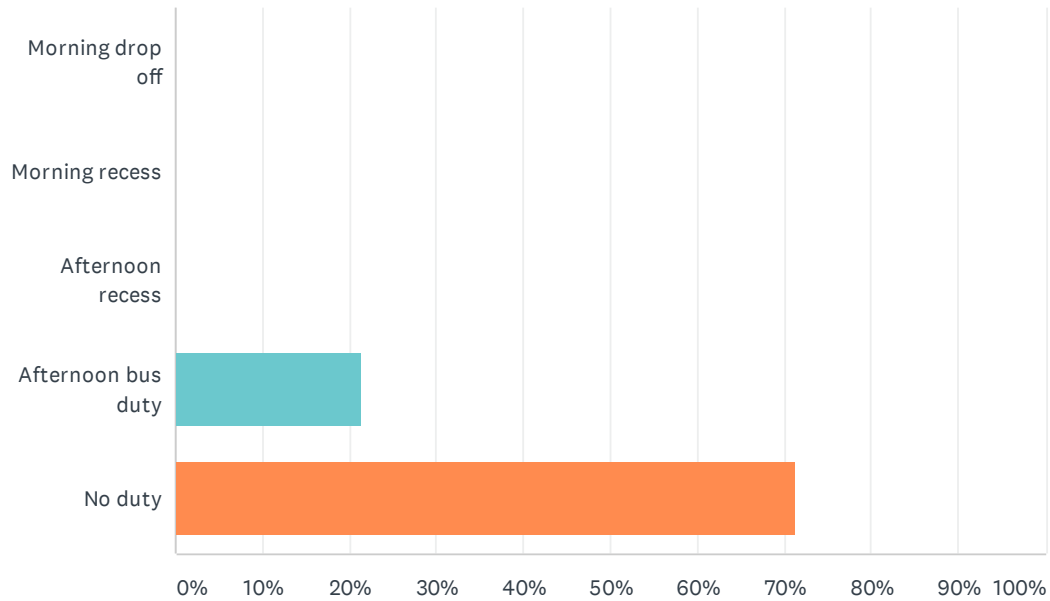
Answered: 13 Skipped: 2



ANSWER CHOICES	RESPONSES	
1-2 pages	92.31%	12
3-4 pages	7.69%	1
5-6 pages	0.00%	0
7+ pages	0.00%	0
TOTAL		13

Q21 Staff has recess and/or bus duty.

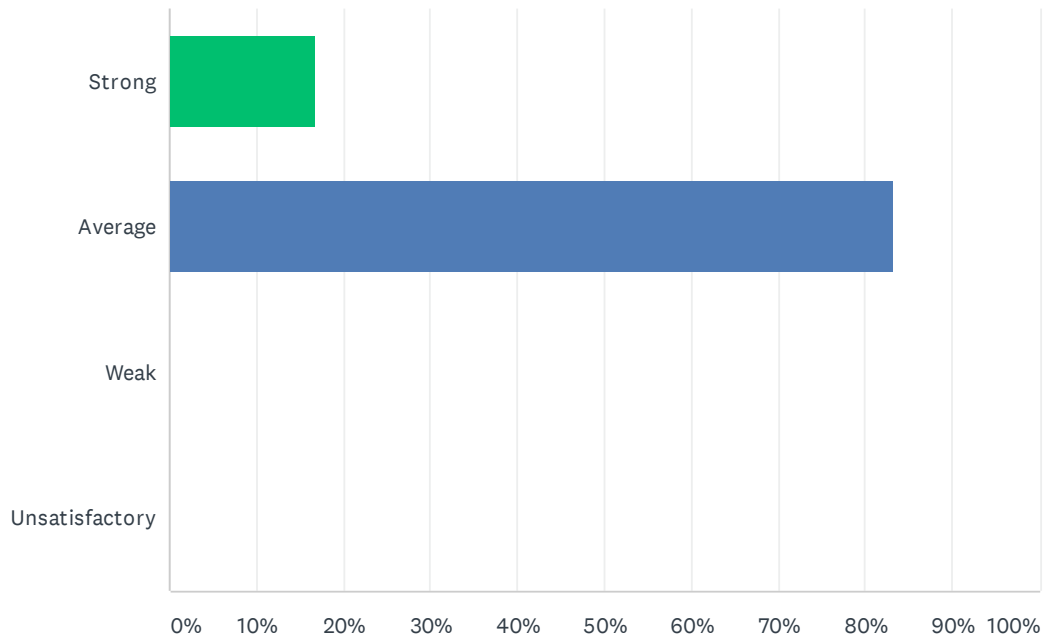
Answered: 14 Skipped: 1



ANSWER CHOICES	RESPONSES	
Morning drop off	0.00%	0
Morning recess	0.00%	0
Afternoon recess	0.00%	0
Afternoon bus duty	21.43%	3
No duty	71.43%	10
Total Respondents: 14		

Q22 The Special Education Department is assisting you with your questions, problems, and concerns.

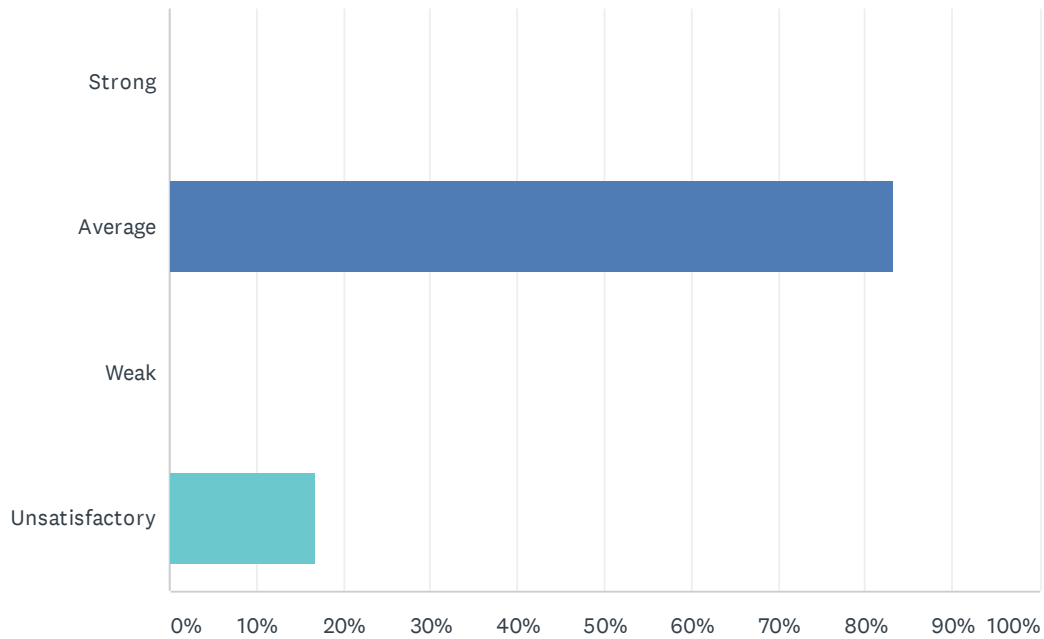
Answered: 6 Skipped: 9



ANSWER CHOICES	RESPONSES	
Strong	16.67%	1
Average	83.33%	5
Weak	0.00%	0
Unsatisfactory	0.00%	0
TOTAL		6

Q23 Special Education class size is balanced within each program to ensure student safety and individualized instruction.

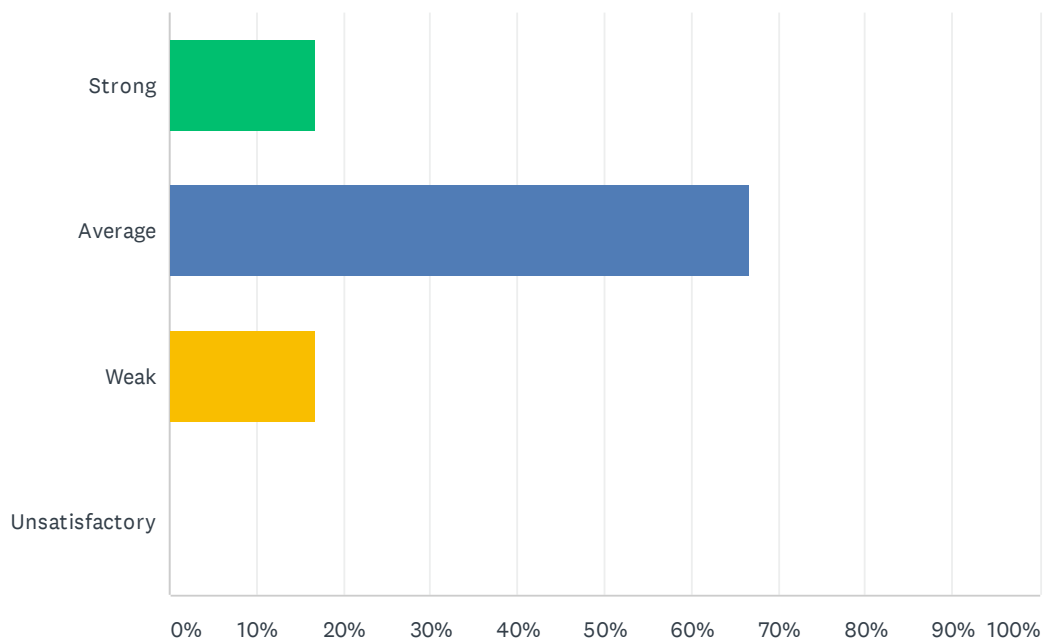
Answered: 6 Skipped: 9



ANSWER CHOICES	RESPONSES	
Strong	0.00%	0
Average	83.33%	5
Weak	0.00%	0
Unsatisfactory	16.67%	1
TOTAL		6

Q24 Special education teachers have opportunities to participate in school-based, content area staff development.

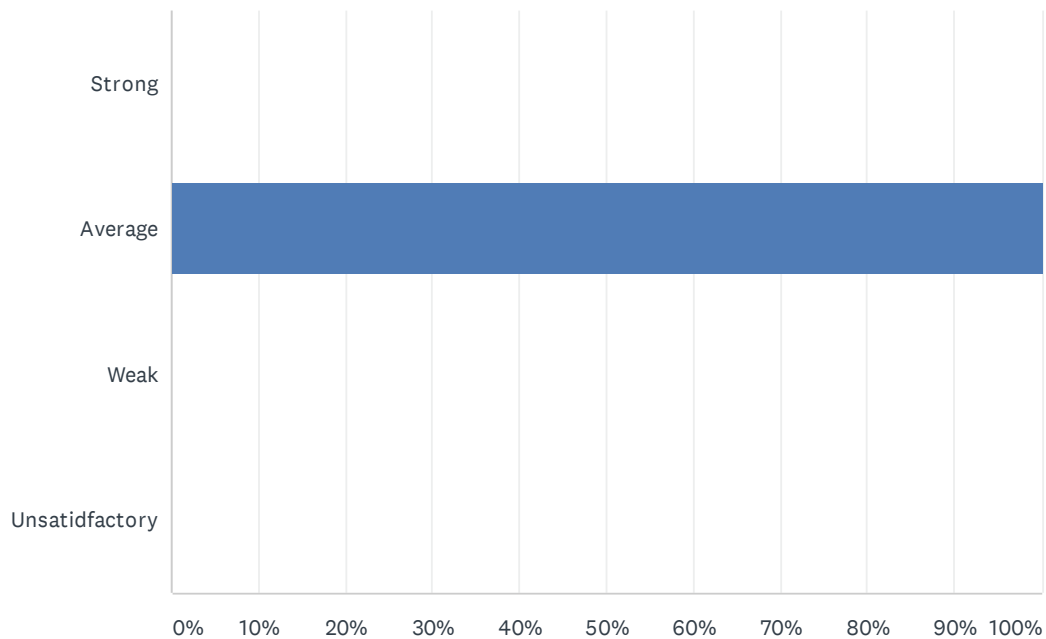
Answered: 6 Skipped: 9



ANSWER CHOICES	RESPONSES	
Strong	16.67%	1
Average	66.67%	4
Weak	16.67%	1
Unsatisfactory	0.00%	0
TOTAL		6

Q25 Special education teachers have needed access to ALL instructional resources provided to the general education teachers.

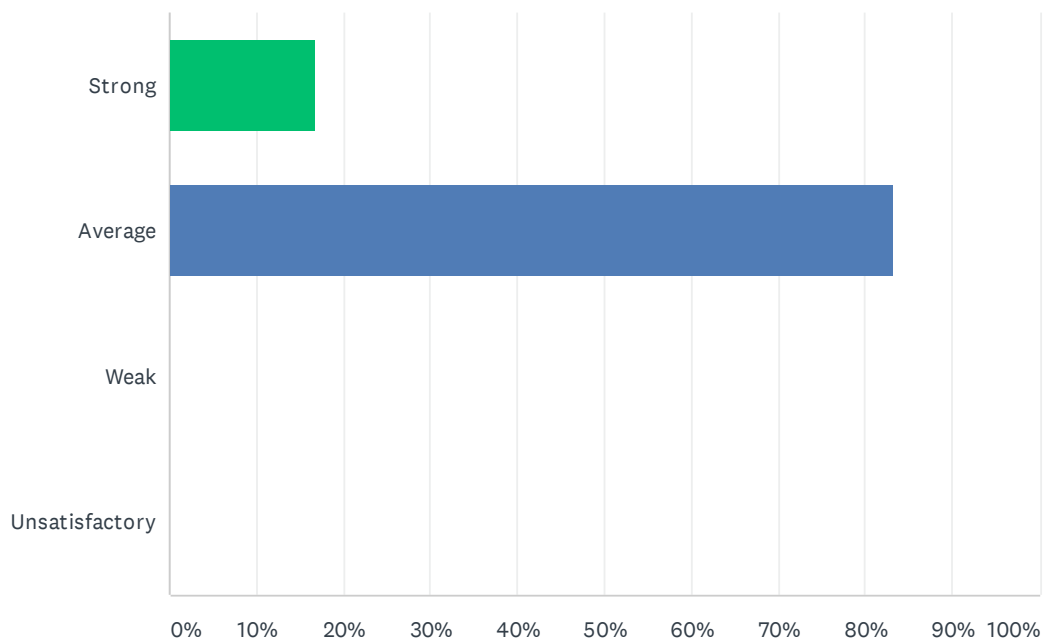
Answered: 6 Skipped: 9



ANSWER CHOICES	RESPONSES	
Strong	0.00%	0
Average	100.00%	6
Weak	0.00%	0
Unsatisfactory	0.00%	0
TOTAL		6

Q26 Special education teachers are adequately trained in the administration of state assessments and District IEP's.

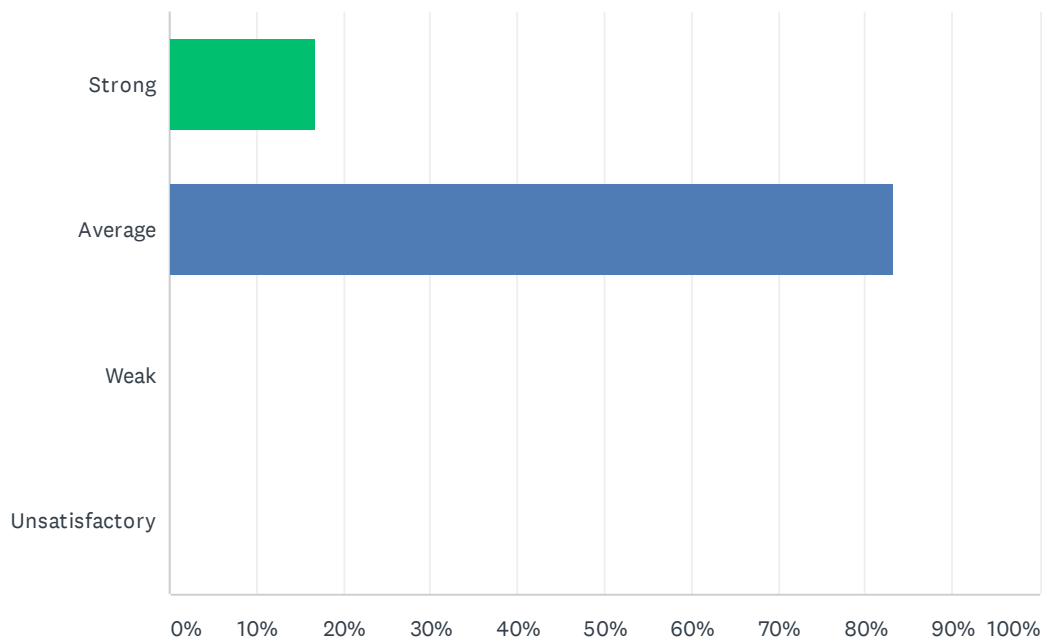
Answered: 6 Skipped: 9



ANSWER CHOICES	RESPONSES	
Strong	16.67%	1
Average	83.33%	5
Weak	0.00%	0
Unsatisfactory	0.00%	0
TOTAL		6

Q27 The site principal is accessible to discuss special education issues.

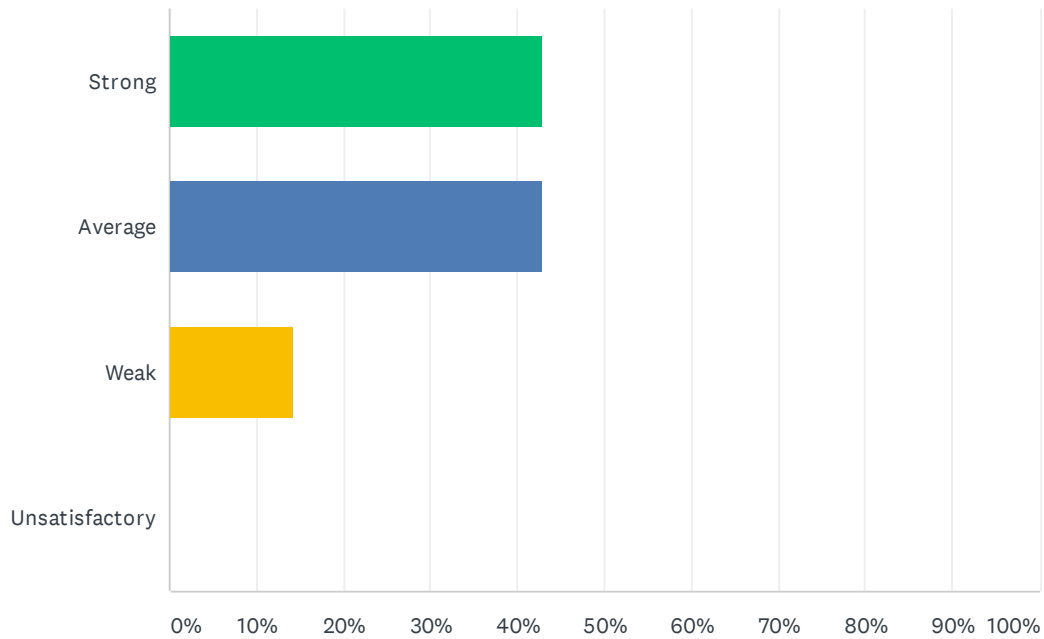
Answered: 6 Skipped: 9



ANSWER CHOICES	RESPONSES	
Strong	16.67%	1
Average	83.33%	5
Weak	0.00%	0
Unsatisfactory	0.00%	0
TOTAL		6

Q28 The site principal promotes equal opportunities for all students to learn.

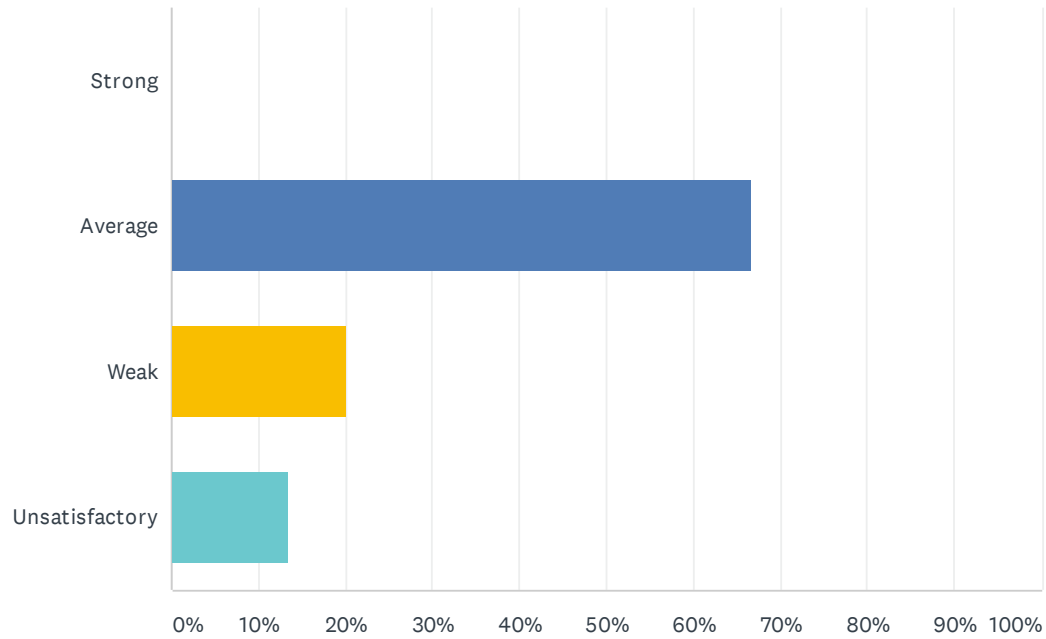
Answered: 7 Skipped: 8



ANSWER CHOICES	RESPONSES	
Strong	42.86%	3
Average	42.86%	3
Weak	14.29%	1
Unsatisfactory	0.00%	0
TOTAL		7

Q29 PBIS is used effectively and is improving behavior.

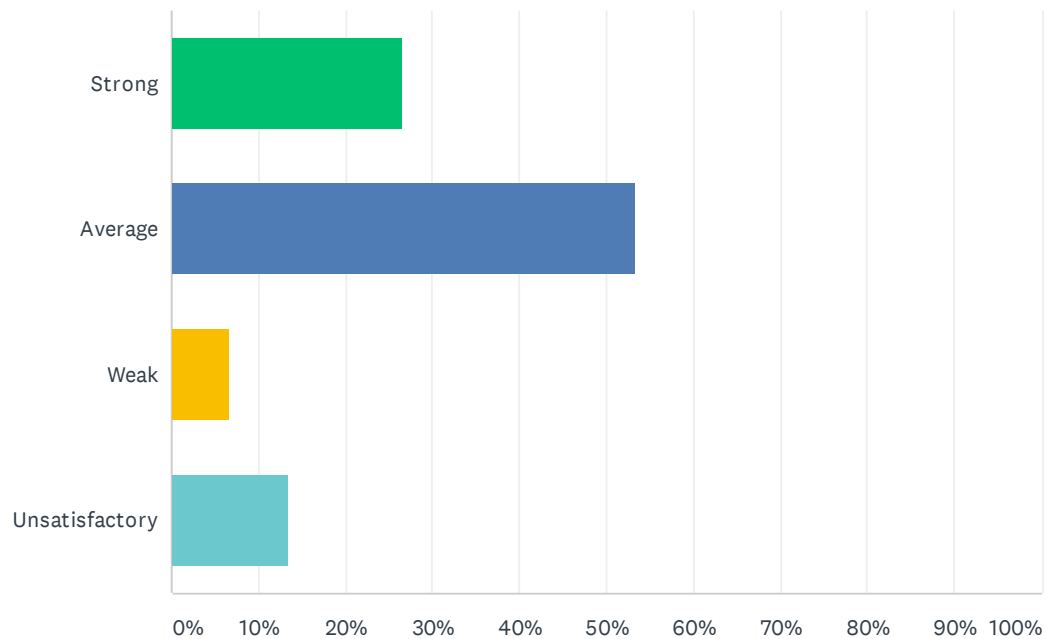
Answered: 15 Skipped: 0



ANSWER CHOICES	RESPONSES	
Strong	0.00%	0
Average	66.67%	10
Weak	20.00%	3
Unsatisfactory	13.33%	2
TOTAL		15

Q30 PBIS and Behavior Intervention Specialists are creating a safer environment at my site.

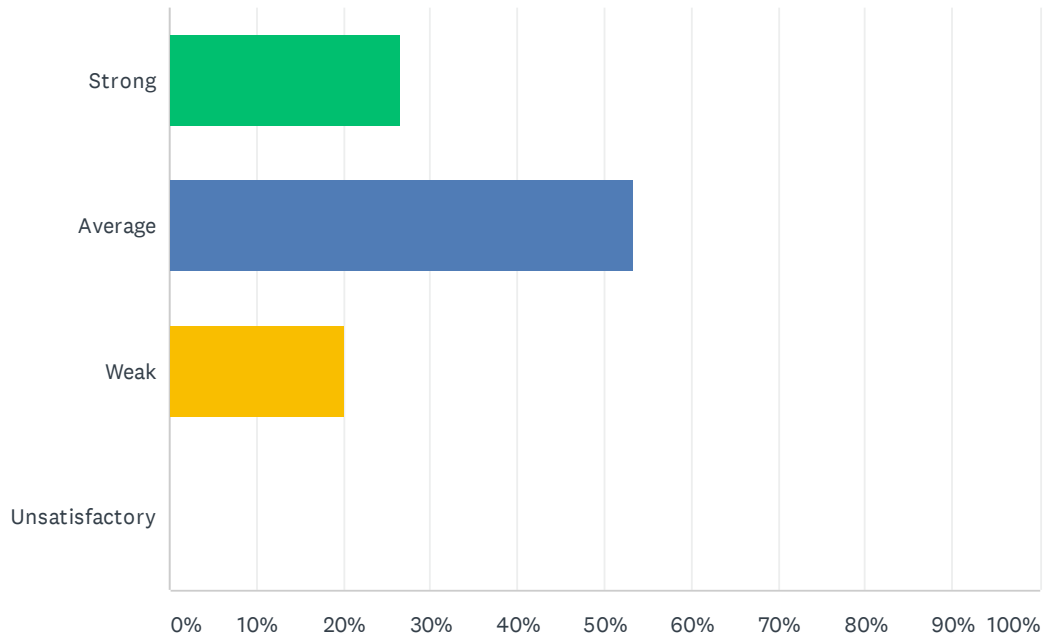
Answered: 15 Skipped: 0



ANSWER CHOICES	RESPONSES	
Strong	26.67%	4
Average	53.33%	8
Weak	6.67%	1
Unsatisfactory	13.33%	2
TOTAL		15

Q31 Staff and students feel safe at my site.

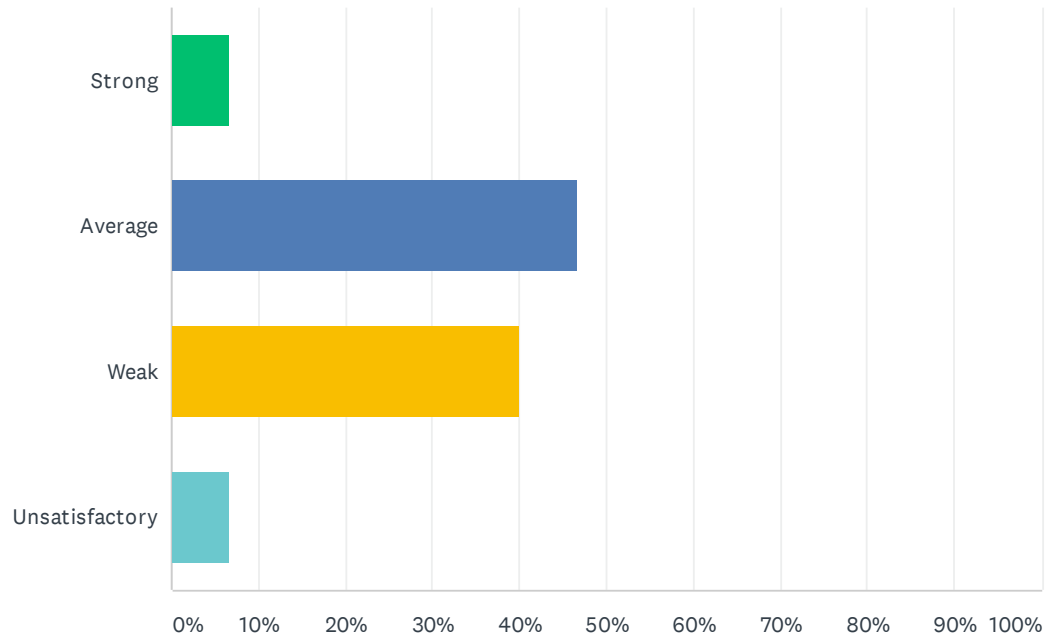
Answered: 15 Skipped: 0



ANSWER CHOICES	RESPONSES	
Strong	26.67%	4
Average	53.33%	8
Weak	20.00%	3
Unsatisfactory	0.00%	0
TOTAL		15

Q32 Discipline is improving at my site and not interfering with learning.

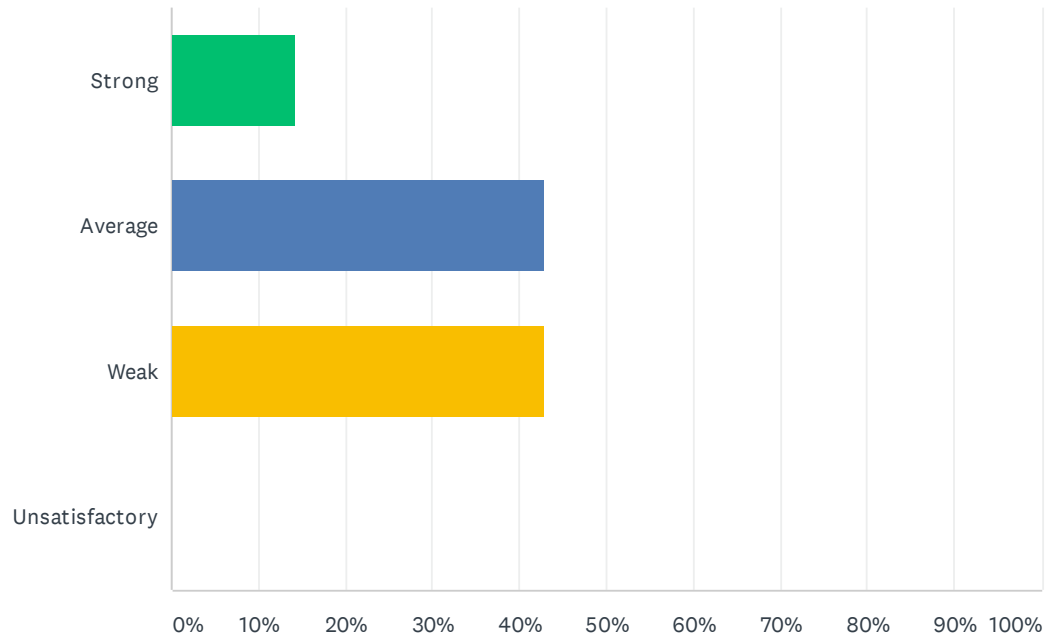
Answered: 15 Skipped: 0



ANSWER CHOICES	RESPONSES	
Strong	6.67%	1
Average	46.67%	7
Weak	40.00%	6
Unsatisfactory	6.67%	1
TOTAL		15

Q33 Positive referrals are an effective tool in improving discipline.

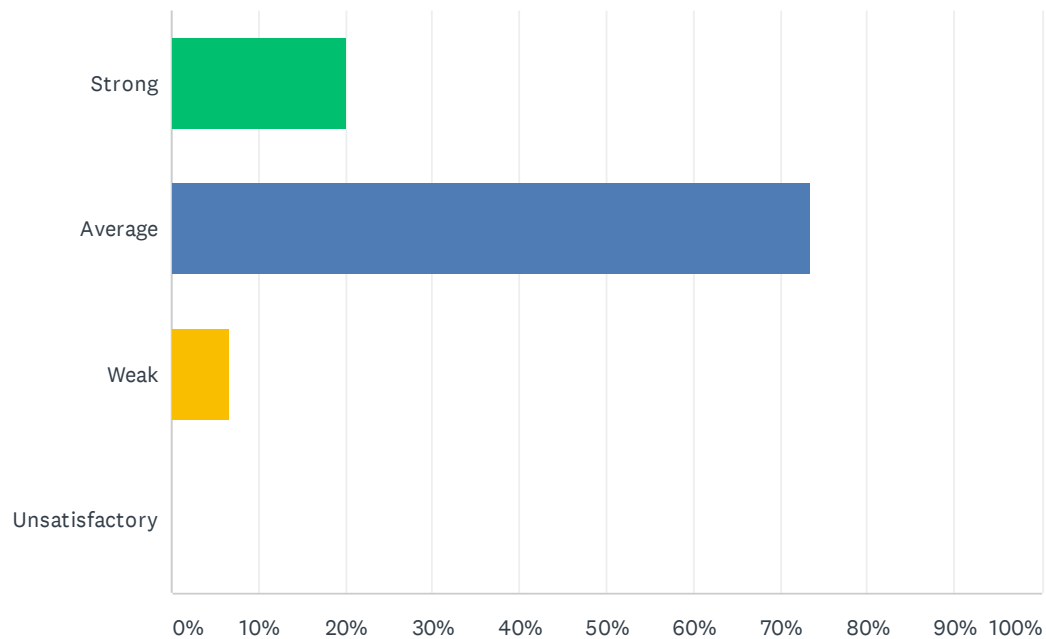
Answered: 14 Skipped: 1



ANSWER CHOICES	RESPONSES	
Strong	14.29%	2
Average	42.86%	6
Weak	42.86%	6
Unsatisfactory	0.00%	0
TOTAL		14

Q34 When ODR's (office disciplinary referral) are written the teacher's word is valued and trusted.

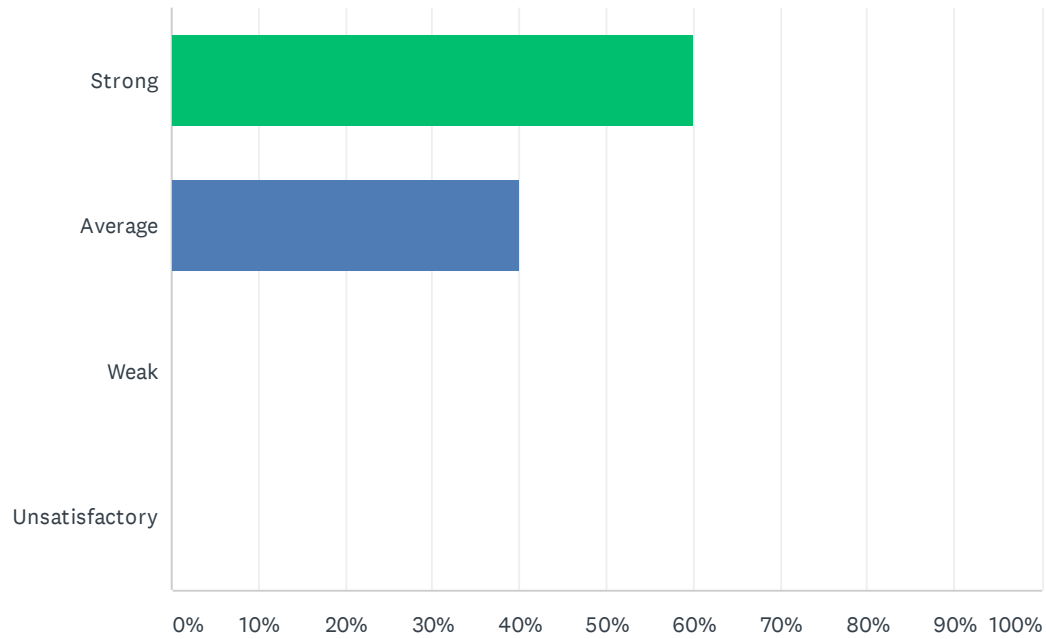
Answered: 15 Skipped: 0



ANSWER CHOICES	RESPONSES	
Strong	20.00%	3
Average	73.33%	11
Weak	6.67%	1
Unsatisfactory	0.00%	0
TOTAL		15

Q35 My site has a positive atmosphere.

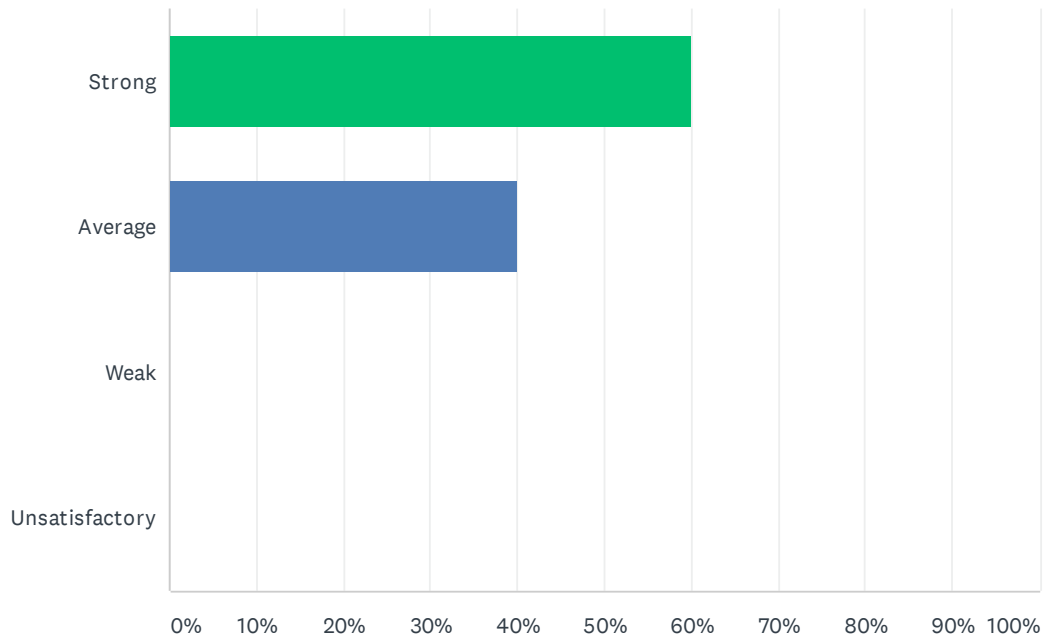
Answered: 15 Skipped: 0



ANSWER CHOICES	RESPONSES	
Strong	60.00%	9
Average	40.00%	6
Weak	0.00%	0
Unsatisfactory	0.00%	0
TOTAL		15

Q36 I would recommend my site to other employees and prospective teachers.

Answered: 15 Skipped: 0



ANSWER CHOICES	RESPONSES	
Strong	60.00%	9
Average	40.00%	6
Weak	0.00%	0
Unsatisfactory	0.00%	0
TOTAL		15