



Inside This Issue

Meeting Minutes.....1-10

Upcoming Events.....10-11

New Releases.....12

Members Build Blogs.....12-13

Club "Contest"N/A

Interesting Articles.....13-29

New Techniques.....N/A

USA AFV Register.....30

Support Our Vendors.....30-31

Classified Ads.....31-32

The Day Room (Editor)32

Welcome to the latest issue of our newsletter. We try REALLY hard to publish this each month, but sometimes stuff happens, or you know, CRS flair ups occur. Of course, what's published in this newsletter is probably out of date, known by everyone already, or completely off-topic. Maybe everyone will like the pretty colors, but then your ink cartridge will probably run out after only printing a couple pages. This paragraph is what's known as "filler text", which we needed since we added the snazzy table of contents and this area was kind of empty.

Check out the "Classified Ad" section near the end of the newsletter. This section will give you a space to advertise items you want to barter, swap, sale or trade. Or even a request for research material. Check it out. Contact the seller directly. Note personal email addresses are not listed on the public site. Contact the seller directly via his/her email addresses.

Check out our website for more info & photos:
<http://www.ampscentralsouthcarolina.org/>



Visit us on Facebook at:
<https://www.facebook.com/ampscentralsouthcarolina>

Regular Meeting Minutes, 9 May, 2018

Our last meeting was held on Wednesday, April 11, 2018 from 6-8 pm at the HobbyTown store in the Publix Shipping Center (North Pointe Shopping Center), Two Notch Road, Columbia (NE).

Note: This was our "FAREWELL TO HOBBY TOWN" meeting. After meeting at the HobbyTown store every month for almost nine years, the store in the Publix Shopping Center has closed its doors and moved. We have not been invited (nor even contacted) by the store owner about the

possibility of moving our meetings to the new store location in Lexington. For all practical purposes, our official association with the HobbyTown store is over.

Until further notice, our meeting day and location has been changed to the 2nd Thursday of each month at the Richland County Branch Library in the Village of Sandhill mall. More info on this change is below in the June agenda.

We had 24 members in attendance, who brought 15 models for Show & Tell, plus one of our out-of-state members, Dave Newman, sent in pictures of his latest builds. For the Raffle, we had Bronco Model's "Russian Heavy Self-Propelled Gun SU-152(KV-14) (Late Production)", kit #CB35109, won by Ben Brandes. Please see below for photos of the models that were brought in for Show & Tell, the meeting, and raffle prize.

- 1) M60A2 "Starship" (AFV Club w/ Full Interior), 1/35 – Daniel Karnes
- 2) German Self Propelled Howitzer "WESPE", Italian Front (Tamiya), 1/35 – Phil Cavender
- 3) WWII M41 "Steel Pot" US Helmet (US Army), 1/1 – Kevin Cook
- 4) Sd.Kfz.182 King Tiger, Henschel Turret (Tamiya 35160, Cavalier Zimmerit, partial Verlinden Interior, Aber PE), 1/35 – John Sherrer
- 5) Pz.Kpfw. III Ausf. M (Tamiya + scratch-made skurtzen brackets), 1/35 – Dave Cicimurri
- 6) Panhard AML-90 Light Armoured Car, Argentine Army (Takom + scratch-built External MG Mount), 1/35 – Dave Varettoni
- 7) Type 69 Iranian (Tasca, RB Model metal Barrel), 1/35 – Dave Varettoni
- 8) Marder 1A5/1A5A1 with Barracuda (Revell Germany + Perfect Scale Modellbau Resin Conversion), 1/35 – Keith Frape
- 9) M3 Lee, Late (Takom), 1/35 – George Reasor
- 10) White M3A1 Scout Car (Peerless), 1/35 - Michael Child
- 11) M4A1(76)W Sherman (Tamiya M1 Super Sherman backdated + Asuka parts, Verlinden Road Wheels, Eduard PE), 1/35 – Ben Brandes
- 12) M12 155mm GMC (Academy), 1/35 – Ben Brandes
- 13) M48A3 Mod B (DML + Legends Production's resin Mantlet Cover), 1/35 – Ben Brandes
- 14) U.S. Army 3 inch AT Gun M5 on Carriage M6 (AFV Club), 1/35 – Carl Wethington
- 15) U.S. Army 3 inch AT Gun M5 on Carriage M6 (KMC Resin Conversion + Italeri 105mm Howitzer), 1/35 – Carl Wethington
- 16) Dieppe Canadians (Bolt Action Army Game), ? – Dave Newman (sent in via e-mail before the meeting)

Photo Album on our webpage at: <http://www.ampscentralsouthcarolina.org/meeting-photos.html>

Business items:

1) Treasurer's Report:

- a. Treasury balance was \$_____ (total of bank + CoH + deposits).
- b. Bank balance was \$_____.

- c. Cash on Hand (CoH) reported by the treasurer last month (April) was \$_____.
- d. Income this month (Mar) was \$_____ for _____.
- e. Expenses this month = \$112.52 for materials to make our June show special awards.

Reminder: Club Annual Dues of \$12 per member for 2018 are due starting in January. Still \$12 for adults with no dues for juniors under 18 years old. New adult member dues are pro-rated at \$1 per month for the remainder of the calendar year, first month's meeting attendance excluded. Please see the treasurer, Ralph Nardone, if you need to pay your dues.

2) June *Scale Model Mega-Show* Report:

- a. As of May we have 42 Vendor Tables reserved / sold.
- b. Payments received this month for vendor tables were reported at the meeting.
- c. We have received the materials to make our special awards for this year. Our plan is to use commercially finished wood plaques with beveled acrylic plates held to the plaques with decorative nails. Under the acrylic plaques will be full color award graphics, created and printed by Jeff.

The total coast for our special awards this year will be much less than half what we have spent in the past on the acrylic awards from TS-Productions. If this approach works well this year, next year with some more time to plan, we can create more elaborate awards and keep our cost down well below our previous expenses.

- d. We have submitted the paperwork to request the required security for our June show. The request was sent to the Richland County Sheriff's Dept. They have acknowledged receipt. We will remit payment as soon as the RCSD approves the requests and send us the invoice.
- e. After some discussion, Saturday, 16 June at Mike Roof's house was selected as the day and location for the "arts and crafts" meeting to construct a new Judges' Signup Board and the special awards for our June show. We will lock in the start time at next month's meeting.

3) Last week we received notice that the Hobby Town store where we've been holding our meetings will close its doors effective 15 May, 2018. At this time, I have no information on any possible "fire sales" or other news on where the store may or may not move to.

- a. Our fallback plan is to make a reservation for a meeting room at the Richland County Branch Library located on the southwest side of the Village at Sandhill Mall. This is the location that we discussed last month. Unfortunately, there is a group that meets every Wednesday there, so we will have to change our standing meeting day to Thursdays.
- b. We discussed other options: 1) We could try to reserve and pay for a room at the North Spring Park. In order to make a reservation, we will need to have a resident of Richland County or we will have to pay the extra non-resident fees. 2) We could hold the meeting at Mike Roof's house.

- c. Neither of these options is really disable for different reasons. Meeting at the rec center will cost us around \$100 a month. Meeting at Mike’s house will add considerable driving time to almost everyone’s trip to the meeting.
 - d. However, both options remain viable in the event of an emergency such as not being able to get a reservation at the library.
- 4) We had 11 club members who attended the AMPS I-Con in Dayton, OH. The floor was open to discuss the show. It was a record breaking show – the largest number of show entrants with the largest number ever of model entries!
- 5) The floor was opened for new business:
- a. The only new business brought up was a suggestion to conduct Judges’ Training / Refresher Training during an “off cycle” special meeting. The June 16 Saturday “arts and crafts” meeting was suggested a possible day for this. We will add this for discussion to the June meeting’s agenda.
- 6) Following the business portion of the meeting, we took a short break for shopping and social mixing. After we reconvened we had **Show & Tell** with new stuff, builds and WIPs (see the list above). See the Meeting Photos page on our website for all of the completed and works in progress brought to this month’s meeting!
- 7) After the meeting we had about 11 members go to the “meeting after the meeting” at Schiano’s Pizza across the parking lot. This was also our “farewell” to Schiano’s Pizza. Next month we’ll have to find a new place to hold our “meeting after the meeting.” Suggestions may be made during the new business portion of our June meeting.

Tentative Agenda, Regular Meeting, 14 June, 2018

Our next regular meeting will be held on THURSDAY, June 14, 2018, 6:30-8:30 pm, at the Richland County Library Branch, Village of Sandhill Mall, Columbia (SE).

See below for a strip map to the new library meeting location.

Tentative Agenda Business items:

- 1) Treasurer’s Report:
- a. **Total Treasury** = To be Reviewed at the Meeting (total of Bank Balance + CoH + Deposits).
 - b. **Bank Balance** = TBRATM. We have had some small deposits for vendor tables this month.
 - c. **Cash on Hand** = TBRATM.
 - d. **Income this Month** = TBRATM.

- e. **Expenses this Month** = \$425.69 for table rental (Party Reflections) and \$320 for security (Richland County Sheriff's Department).
- f. **Pending Expenses** = \$1,000.00 for this month (SC NG Armory show venue).
- g. Keep in mind that all the venue expenses (tables, security, and armory rental) will be shared by the IPMS chapter. Vendor table sales will also be split with them along with the raffle take. There will also be some shared registration / entry fees. This means that an accurate treasury balance will be reported in July after all of the show income and expenses have been finalized.

Reminder: Club annual dues are due this month. Still \$12 for adults with no dues for juniors under 18 years old. New adult member dues are pro-rated at \$1 per month for the remainder of the calendar year, first month's meeting attendance excluded.

2) June *Scale Model Mega-Show* Report:

- a. We currently have 50 vendor tables reserved / sold. This is a "sell out." **Well done, Tim Darrah!** (Note to any potential vendors for 2019 – Reserve your space early to avoid disappointment.)
- b. Payments received this month for vendor tables will be reported at the meeting.
- c. We have paid in full the cost of renting 33, 8' tables for vendors. Tables will be delivered on Thursday, 21 June and picked up on Monday, 25 June.
- d. We have paid in full the cost of security for the show. We will have an armed RCSD deputy at the show for 8 hours on Saturday, 23 June.
- e. We have submitted the request for our insurance certificate from the AMPS Treasurer, Tom Faith.
- f. Our AMPS registration and scoring file has been setup and is ready to run. Anyone who is interested in assisting with data entry for registration and scoring should contact Mike Roof. If possible, you'll need to bring your WIFI capable laptop computer on Friday and Saturday.
- g. We will hold our "arts and crafts" meeting on Saturday, 16 June at Mike Roof's house. We need to construct a new Judges' Signup Board and assemble our special awards. Start time is 11:30 am.
- h. If anyone is interested in doing AMPS Judges' Certification Training, let Mike Roof know. We can conduct the seminar portion of the training on Saturday leaving the mentored judging sessions for the show. We can also conduct an abbreviated "refresher" training session on Saturday.
- i. We can conduct all of the AMPS Judges' training on Friday, 22 June after setting up the venue. However, you must let Mike know before then if you want to do this. If no one asks for the training in advance, we will not plan on presenting it.
- j. See below for the detailed show operations time schedule. Be sure to either write it down or print a copy.

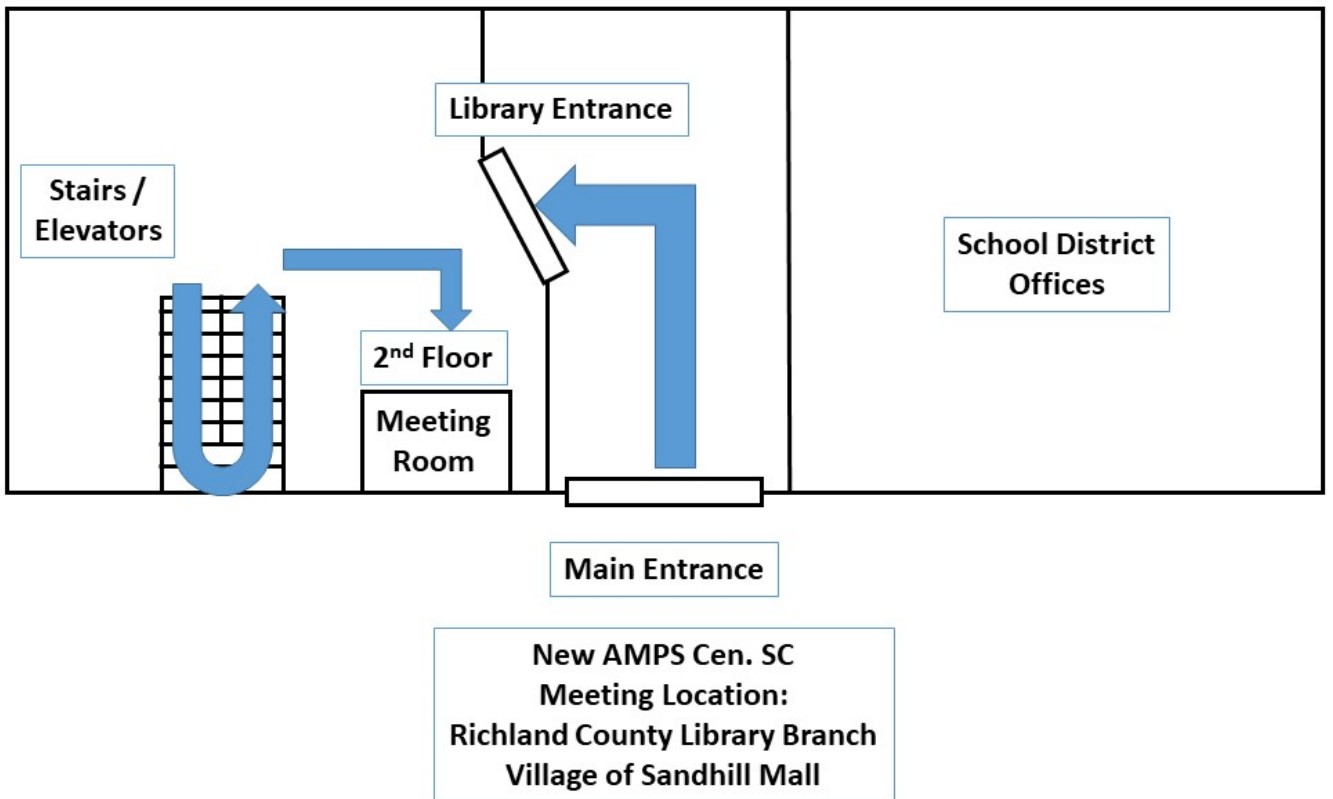
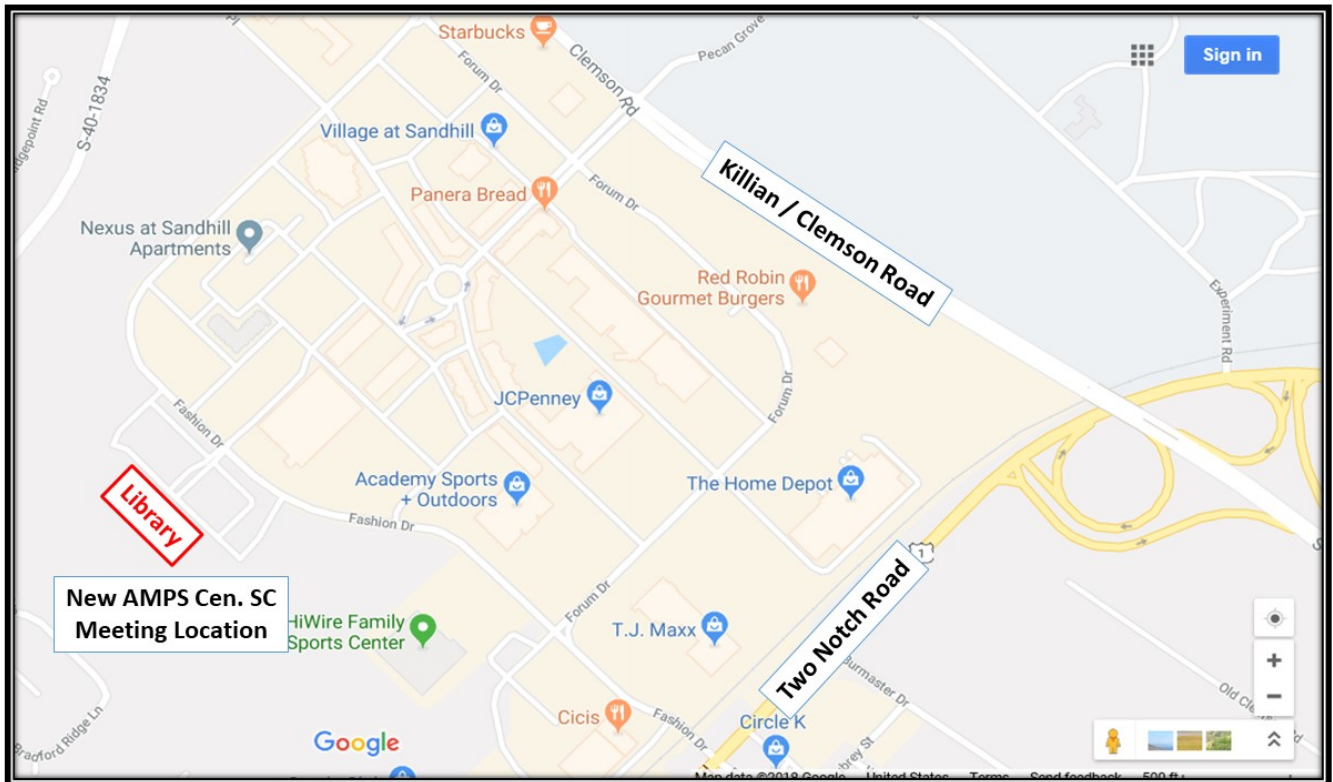
k. Raffle donations: All club members that are able are asked to consider making a donation to the show raffle. Kits, books, tools, etc., are needed, especially ARMOR RELATED modeling items. If you have any donations, you may bring them to the meeting or direct to the show. THANKS!

3) Until further notice, we will now be meeting on the 2nd THURSDAY of each month at the Richland County Library Branch in the Village of Sandhill Mall. See below for a sketch map of the location. Note the meeting room is upstairs. There are elevators and stairs. There is a reading / sitting area outside of the meeting room that we can use to assemble in the event that the room is occupied until our reserved time.

It will probably take us a couple of meetings to figure out the “battle rhythm” of the library and settle into a workable routine. For this month and August, we have reserved the room from 6:30 to 8:30 pm. This was a tactical decision assuming that no one will try to reserve the room after us (the library closes at 9 pm) and anyone reserving the room before us will probably not plan a 6:30 end time. Hopefully we will be able to get into the room and occupy it earlier than our “official” reservation time. However, we will need to be flexible until we can figure all this out.

We already have a reservation for the library meeting room, 6:30-8:30 pm on Thursday, 12 July.





- 4) We will take suggestions and discuss options for a place to go and eat dinner and hold our “meeting after the meeting.” Keep in mind that we usually have around 10-12 members (if not more) so any place we want to go should ideally offer some options where that many folks can sit together. Again, we’ll probably have to try a few places before we can get into a new routine.

- 5) Floor will be open for New Business.
- 6) After the meeting, everyone is invited to join us for the “meeting after the meeting” in which this month we’ll explore some new ground to hang out and eat dinner if we can. Everyone’s welcome – no special invitation required!

AMPS Mega-Show Detailed Operations Time Schedule

All AMPS members who can be available are asked to come to the venue to assist in setup on Friday.

All AMPS members are asked to be at the show venue all day on Saturday to assist in running the show, judging, and venue tear down after the show.

If you don’t have something to do, or you’re not sure what needs to be done, find Mike Roof or Jeff Nelson and ask. We need all hands-on deck for the duration.

Friday, 22 June:

1400 (2pm) – Setup venue. Floor plan has been established. Pay attention to the table sizes as identified on the floor plan. Priority is to setup tables first, followed by chairs, etc. Note that the rented tables will be used for vendors.

- Jeff and Dave V. will supervise the setup and organization of the AMPS judging room.
- AMPS display tables will be setup on table risers and covered with white roll paper. Put out category signs and do-not-touch signs.
- Put out registration / entry forms. (Club members note that the forms are available on our website. It’s best if you print and fill these out at home.)
- Establish the awards presentation area and put out awards for display. **DO NOT BREAK DOWN ALL OF THE AMPS medals!** We have a representative Gold-Silver-Bronze medal display. We will not break down (i.e. “unpack”) additional G-S-B medals until the end of the AMPS judging on Saturday and know how many of each will be needed.

1600 (4pm) – Venue open for early vendor setup. Vendor tables will be marked with placards placed by Tim. Direct all vendors to see Tim. Vendors may not setup until the vendor area is completely organized and Tim gives the OK. Vendors may continue to setup until we close the venue.

1700 (5pm) – Setup and test online registration and scoring system. AMPS club members who wish to register early may do so as soon as the computers are up and running. Scoring computers will be located in the AMPS judging room. Registration and Ram Rod desks will be located with the registration computer up front.

1730 (5:30pm) – AMPS Judges’ training (Field Judges, Table Captains, ACJs) in the AMPS judging room. This training will be presented “on demand.”

1900 (7pm) – Venue setup, training completed, pre-registration ends. We will close the venue as soon as we’re finished with setup and any training.

2000 (8pm) – NLT, We need to be clear of the venue. Venue closed.

Note that we'll have the following jobs running continuously on Saturday:

- Registration and Ram Rod (9 am – 12:30pm – 2 people at all times)
- Model Runners (9am until judging is complete – 1 person at all times)
- Registration and scoring data entry (9 am until complete – 2 to 3 persons at all times)
- Judging, all shifts, all categories (9 am until complete. Three, 4-person teams = **12 persons needed all the times not counting the ACJs! Then there are "surge" shifts where we'll need as many as 20 judges.**)
- Raffle assistant (9am until complete – 1 person at all times)

Bottom line: It will take EVERYONE in the club to run this show. See Mike or Jeff for assignments. When you get done with something, find another job to do. ASK! Don't leave it to someone else to carry the load!

Saturday, 23 June:

0700 (7am) – Venue opened for vendor setup. Club members may conduct early registration as soon as the registrar is ready. Get your models entered early so that you're not standing in line when the show opens to the public.

0900 (9am) – Show opens to the public. Vendors should be finished (but will not be turned away.) Show registrants will have the "right of way" over vendors. Security is on site (RCSD deputy). Registration opens. AMPS judging starts.

- **AMPS judging shifts run continuously starting at 9am until ALL judging is complete.**

1230 (12:30pm) – Registration closes. Anyone in line at 1230 will still be allowed to register. Late arrivals may still be accepted at the registrar's discretion. Any questions see Mike Roof. Registration computer and master files moved to the AMPS judging room.

- AMPS judging continues until complete. If you're not involved in some other hands-on show support, you should be judging. Don't forget, there's not only the regular category judging, but also dioramas, vignettes, figures and juniors to be judged. ***The key to a successful AMPS show is GETTING THE JUDGING DONE! This is a PRIORITY ALL HANDS JOB.***

1630-1730-4:30pm) – IPMS awards ceremony.

1630-1730 (4:30-5:30pm) – AMPS awards ceremony.

17:30 (5:30pm) (or as soon as the awards ceremony ends) – Venue tear down. Essential task is to keep the rented tables separate and to stack them in the location specified by the venue manager. All other tables and chairs are returned to the storage room. All AMPS property is accounted for and stored in the boxes / containers and out-loaded for movement back to storage for next year.

Mike Roof
Michael D. Roof
AMPS #1632
Chapter Contact
AMPS Central SC "Wildcats"

Up-coming Events

2018 South Carolina Scale Model MEGA-Show, co-hosted by AMPS Central South Carolina Wildcats and IPMS/Mid-Carolina Swamp Fox Modelers, will be held on June 22-23, 2018.

Location: SC National Guard Armory, 1225 Bluff Road, Columbia, SC, 29201, 803-299-4200.

2018 Show Theme: "I Want My MTV! ~ I love the '80s"

See the following web links for more information: <http://www.ampscentralsouthcarolina.org/> and www.ipmsmidcarolina.com.

AMPS CENTRAL SC "WILDCATS"
in Association with
IPMS / Mid-Carolina "SWAMP FOX Modelers"

**SOUTH CAROLINA
SCALE MODEL MEGA-SHOW**

Show Theme: "I want my ... MTV"

9am - 6pm Saturday, June 23, 2018

SC NG Armory & SC Military Museum
1225 Bluff Road
Columbia, SC 29201
I-77, Exit #5
www.ampscentralsouthcarolina.org
IPMS Mid-Carolina <https://ipmsmidcarolina.com/>

Theme Award Eligibility: AMPS qualifying model subjects that were in-service between 01 January, 1980 and 31 December, 1989, inclusive of all nationalities and locations. Markings, camouflage, and other technical or historical aspects of the model must accurately place it somewhere along that timeline. Subjects that are depicted with technical or historical features or aspects that fall outside of this timeline will be ineligible even if the subject "basis" for that model was existent during some period within the specified timeline. Hypothetical, imaginary or sci-fi model subjects must be based on recognized fictional works that were first published or broadcast during the specified timeline. Neither the specific genre of the fictional work nor the media by which it was published or broadcast will be the basis used to determine eligibility. Models of proposed vehicle / weapon / equipment designs must be based on sources that were first published during the specified timeline. It will be the entrant's responsibility to provide, on request, corroborating information of his or her model's theme eligibility. This may be done by submitting "Research Bonus" information IAW AMPS rules. However, theme eligibility does not require accompanying "Research Bonus" material. The entrant may use some other method to corroborate his or her model's eligibility if it is questioned. In all cases, the entrants must notify the show registrar and Ram Rod of his or her model's eligibility for the theme award during registration. Failure to do so may result in that model being overlooked by the judges. **Any questions about eligibility will be decided by the Chief Judge whose decision will be final. See our website for complete rules and registration information.**

IPMS/MID-CAROLINA SWAMP FOX MODELERS and AMPS/CENTRAL SC WILDCATS
present the

I WANT MY M TV

I love the 80s!

SCALE MODEL MEGA-SHOW

SATURDAY, JUNE 23, 2018 9 AM to 6 PM
SC NATIONAL GUARD ARMORY AND SC MILITARY MUSEUM
1225 BLUFF ROAD, COLUMBIA, SC

FOR MORE INFORMATION
visit
WWW.IPMSMIDCAROLINA.COM or
WWW.AMPSCENTRALSOUTHCAROLINA.ORG






DownEastCon 2018, hosted by Eastern Carolina Plastic Modelers, July 14, 2018. Havelock Tourist & Event Center, 201 Tourist Center Drive, Havelock, NC, 28532 (right between/behind the Holiday Inn & Hampton Inn).

2018 Theme: "The United States Marines".

See the following web links for more information: http://www.ecpmod.com/contest_2018.html
www.ecpmod.com



Eastern Carolina Plastic Modelers

Proudly presents

DownEastCon 2018

July 14, 2018

1 January 2018








2018 New Releases

- **German Self-Propelled Howitzer Wespe “Italian Front”**, Tamiya, 1/35th scale, kit # 35358. Available May 2018.



Members Build Blogs


Build Blogs give an in-depth review of the construction process and allow the builders to share their knowledge. We are fortunate to have some of the members in our club with build blogs on modeling web sites. Please note that due to a change with Photo Bucket in 2017, many build logs have been impacted and linked photos may not show. While some modelers have/are relinking their blogs to a different photo hosting site, many older build logs and postings on various forums will likely never show the original linked pictures again and are lost forever. A posting on Missing-Linx provides a (temporary) work-around for Mozilla Firefox and Google Chrome browsers:

<http://www.network54.com/Forum/47211/message/1504035816/PB+-+extension+to+make+photos+viewable+again>

Mike Roof has 2 on Track-Link.com:



MiniArt T-44 Soviet Medium Tank, Kit # 35193
http://www.track-link.com/forums/site_blogs/27686



Bronco Loyd Carrier No. 2, Mk II (Tracked Tractor), # CB35188, towing a Riich British Ordnance QF Mk. IV A-T Gun 6 Pdr, # 35042
http://www.track-link.com/forums/site_blogs/22053


Jeff Nelson has 1 on Armorama.com:



Fine Molds Japan Ground Self-Defense Force Type 60 APC, FM40
http://www.armorama.com/modules.php?op=modload&name=SquawkBox&file=index&req=viewtopic&topic_id=213731&page=1#2056793

Additionally, Jeff did an In-Box-Review of this kit.
<http://armorama.com/modules.php?op=modload&name=Reviews&file=index&req=showcontent&id=9272>

Keith Frape also has 2 on Armorama.com:



Chieftain Mk. 7 ARRVC (Tamiya + Accurate Armor Conversion)
http://www.armorama.com/modules.php?op=modload&name=SquawkBox&file=index&req=viewtopic&topic_id=241027



Up Armored Scimitar LEP with Bar Armor (AFV Club + Castoff Models Conversion)
http://armorama.com/modules.php?op=modload&name=SquawkBox&file=index&req=viewtopic&topic_id=212968

Bryan Moeller has one on Armorama.com:



Flakpanzer IV "Kugelblitz" (Cyber-Hobby's 1/35 scale "Orange Box" Series Kit #09 + Dragon's 1/35 Pz.Kpfw. IV Ausf. J Mid Production, Smart Kit #6556)
http://www.armorama.com/modules.php?op=modload&name=SquawkBox&file=index&req=viewtopic&topic_id=250681#2120546

Interesting Articles – AMPS National News

For those of you not closely following along with the latest officer changes at the AMPS national level, our previous South Region 2VP and National Chief Judge, Mike Petty, is moving up to become the new AMPS 1VP, replacing Chuck Aleshire.

Chuck, himself, has done a fantastic job over the last few years in promoting AMPS and helping the society to expand its footprint, especially in overseas. One of the main jobs for the AMPS 1VP is to act as the national-level Contest Committee Chair for each year I-Con, and during his terms in office, Chuck has overseen some of the most successful AMPS conventions ever. It's fitting that this year's convention in Dayton, Chuck's last, was a record-breaking event, putting an

exclamation point on his service and devotion to the society!

Although I'll miss Chuck's calm and steady leadership, I have no doubts that Mike Petty will carry on Chuck's good works. AMPS and our future I-Cons are in good hands with Mike.

In Mike's place as the AMPS national Chief Judge, we now have Dave Vickers. Dave is an AMPS Master and very highly regarded as a proponent of the "AMPS Way." He has been very involved for years providing input and helping to draft the judging rules and procedures that we now have. I know Dave and have worked with him at several AMPS I-Cons, and I have absolute faith and confidence in Dave as our new national Chief Judge. AMPS could not have chosen anyone better to follow in Mike Petty's shoes.

As our new AMPS South Region 2VP we now have Ed Ingersolle. Ed is one of the founding members of the AMPS North Florida chapter and a regular fixture at AMPS and IPMS shows throughout the south and southeast. Ed is also an enthusiastic proponent of AMPS and has done great work at the local level in Florida to create a vibrant AMPS presence there. I know he'll do a great job "herding the cats" in the AMPS South Region, steering us towards more growth of AMPS at the grassroots level.

Please read Ed's introductory message to the region (below) and welcome both Dave Vicker's and Ed Ingersolle to their new national offices!

Happy modeling,

Michael D. Roof
AMPS #1632
Chapter Contact
AMPS Central SC "Wildcats"

Ladies and Gentlemen,

I want to introduce myself to you all as the new 2nd VP for AMPS South Region, my name is Ed Ingersoll and I am a Member of AMPS North Florida.

I will be trying my hardest to fill those big shoes that Mike Petty left me when he took over as AMPS 1st VP. I hope to meet as many of you as possible at our to "local AMPS events", there may be more but I am currently aware of only two AMPS events in the South Region.

I plan to do quarterly regional updates but will pass on anything pertaining to AMPS as soon as possible.

I would like to ask each of you to feed me information about happenings in your individual chapters. I would like to use your feeds and share them with all our brothers and sisters in the South Region.

Please don't hesitate to contact me if you have any AMPS questions, ideas or issues that need to be addressed and I will do what I can or pass it up the chain for further action. I can be contacted via Email at ingersollle@gru.net or by phone at (352) 375-2027. I do screen my calls so leave me a message and I will get back to you as soon as I can.

I want to remind everyone that we have one of our local region events coming up in Columbia, SC on June 23 hosted by AMPS Central SC "Wildcats". I'm sure that Mike and company will put together another great event. Remember we currently have only the two local events so be sure and pass information to your chapter members so we can have a grand turnout.

Mike will be offering Judge training on Friday evening before the event and hopefully we will have folks take advantage of the training and help with the judging duties.

As you know we just had our AMPS International Convention in Dayton with 195 entrants entering a record 708 model (about 70 more than previous record). There were over 140 folks participating in the judging efforts. They were able to maintain 6 judging tables throughout the two days and even had 2 tables going while the General Body Meeting was in process. One thing I hope to work with you all is increasing our Junior Membership; we had 16 Junior entries with 5 juniors winning medals. Don't forget we need to bring more junior modelers into the fold, they are the future of AMPS and our hobby. Look for those War Gamers!!

Some highlights from the GB Meeting is that the next International Event will be held in Buffalo, NY on May 9-11. Information about the event is posted on the web site and the hotel is taking reservations. They are working on International Convention proposals for 2020 and 2021. It's great to have Chapters showing interest this early. The 2021 event possibly will have some special surprises included, more to come on this!

Don't forget to feed me some of your local chapter happenings. Oh yeah, have your members check to see that their memberships are up to date, we lost 8 members in the Southern Region and we dropped down to number two in regional membership. I told Charvat that the South would rise again (not a political statement) and I need your help to make it happen. The Northern region gained 52 new members so they surpassed our lead.

If you are going to Phoenix in August, AMPS will be having a recruiting table and needs help manning it, donate an hour or two, good way to rest those barking dogs!! That's about it for now, hope to see you all in Columbia next month.

*Ed Ingersoll
2nd VP AMPS South Region*

Interesting Articles – Metal Tracks

I simply use brass beading wire from the jewelry making aisle of my big-box craft store. Different gauges of wire are available, and I keep several rolls on my workbench and use it for a lot of different things, to include pinning link-to-link tracks together.



I cut a piece, say about 5-6" long, and then roll it under a metal ruler on a piece of glass (my cutting board) to straighten out any kinks. All that matters are the piece is conveniently sized and straight enough to push into the links. I then stick that long piece of wire into the track link hinge and cut it flush with a pair of flush-cutting nippers (fingernail or toenail clippers work quite well). The soft brass wire is easy to cut and won't damage your tools.

If the wire won't easily push fit into the track links, my first option is to take that link and put it in a pile and get another. I don't bother drilling out the links until I've run out of the good ones. Often as not, the sets contain enough spares that I don't have to drill out many, if any.

I don't bother trying to cut the "track pins" to some precisely measured length. I just use a long piece of wire that I can grip and push into the links. Once in the track, the length simply doesn't matter. Nor does trying to keep the wire perfectly straight - slight bends help keep it in the hinge. All that matters are the flush cut on the end that's visible.

Once I have a track run assembled, I'll set it on one long edge and lightly tap it on my glass. Any pins that are slightly too long will stick out of the top edge, and I'll just trim those, as needed.

Spending time trying to cut precisely measured lengths of hard wire (either brass or steel) is time wasted, IMO. You're not going to play with the tracks and run your tank model all over the floor, so perfect mechanical fit is not required and adds nothing to the final effect. I also don't bother spending time trying to glue the track pins in place. Slight bends in the soft wire will generally keep them in place, and if a pin drifts out, I just push it back in. A slightly loose fit that allows the links to freely move is also desirable so that the track will sag and flex without any help (the real reason you're using them).

Paint, chemical coloring solutions and weathering products will build up on the tracks and keep the pins in place without having to add anything extra.

Finally, the soft brass wire will color right along with the tracks with any of the chemical blackening agents. (I use Birchwood Casey "Super Blue" cold gun bluing solution since it's available in the sporting goods section of almost every Walmart.)



Michael D. Roof
AMPS #1632
Chapter Contact
AMPS Central SC "Wildcats"

Interesting Articles – David Parker's Technique for Making Zimmerit


I am using Magic Sculp as it has a good soft consistency and is easy to spread. I use a wooden barbecue skewer cut at an angle to spread the putty with a little water




2. The putty is roughly applied to the area - don't worry about any over spill or uneven thickness.
3. I use a flat blade with water to drag over the putty. This evens out the thickness and lifts off any excess on the blade. Clean up the blade regularly. You could use a piece of scrap plastic to get the same result.




4. I start applying the texture using the Great Wall roller. Remember to wet the surface of the putty and the roller to stop it from sticking and ripping up the putty.




5. The texture is applied and the edges of the center strip have been cleaned up using a scalpel or similar. Note other areas of overlap remain still.



6. I use scrap photoetch fret to engrave the anti-spall grid. This can be dragged free hand or you can simply use the straight edge of the PE to press into the putty if you are not confident with free hand.



7. As the putty starts to cure and harden go around and clean off any over spill. It is much easier to clean up at this part-dry stage. It is also the ideal time to lift off any areas of damage that you want to create in the zimmerit.



Permission granted by David Parker May 27, 2018.

Schwerpunkt - The 1/35 Tiger II and Panther Family Build Resource Page, Facebook posting May 23, 2018, 8:29AM.


Various Sculpting Materials





Various Zimmerit Rollers





Lions Roar LT0016+LT0017



AFV Club # 35003





Trumeter # 09916

Phil Cavender
AMPS # 3060, IPMS # 50085
Editor, "The Wildcat"

Interesting Articles – How About Something Different?

How many of us owned a VW "Bug" at some point in our lifetime and wanted to build a scale model of that vehicle. Since, I assume, most armour modelers do not only build armour, but venture out into different genre of kits such as automobiles, aircraft, ships, Sci-Fi and figures. Here's your chance. For a different build how about a Super Beetle. Mike Roof is in the process of restoring his 1970 VW Type 1 "Standard Beetle". Mike has included pictures of his restoration project on Facebook and I'm sure he wouldn't mind the use of his pictures to refer to during your build. There are several kit manufacturers providing excellent examples by Hasegawa, Italeri, Revell of German, Revell Monogram and Tamiya. Prices range from \$12.00 to \$30.00.



Manufacturer: Italeri Models
Stock Number: ITL 3708
Scale: 1/24

“The Volkswagen Beetle is a real milestone in Automotive History. The first model went into production before the Second World War and it was characterized immediately by an impressive reliability, a unique design, and a strong personality. The real commercial success, however, started after the end of the war. In fact, the VW Beetle became one of the symbols of German industrial growth during the '50s and '60s. During its production run several improvements and innovations were adopted but never substantially changed the original project and its unique design. On 1972 the "1303 model", characterized by more modern aesthetic such as the curved windscreen and a new shape of the rear lights, was launched on the market. The 1300 cc engine was replaced by the more powerful 1600 cc engine. Even today the VW Beetle still holds the record of the longest produced car in the history”.

https://www.scalehobbyist.com/categories/Model_Cars/volkswagen-1303s-super-beetle-coupe/ITL00003708/product.php?s=0&t=11&u=0&micr=1560&pg=1&ppp=48&sb=stocknumber&so=a



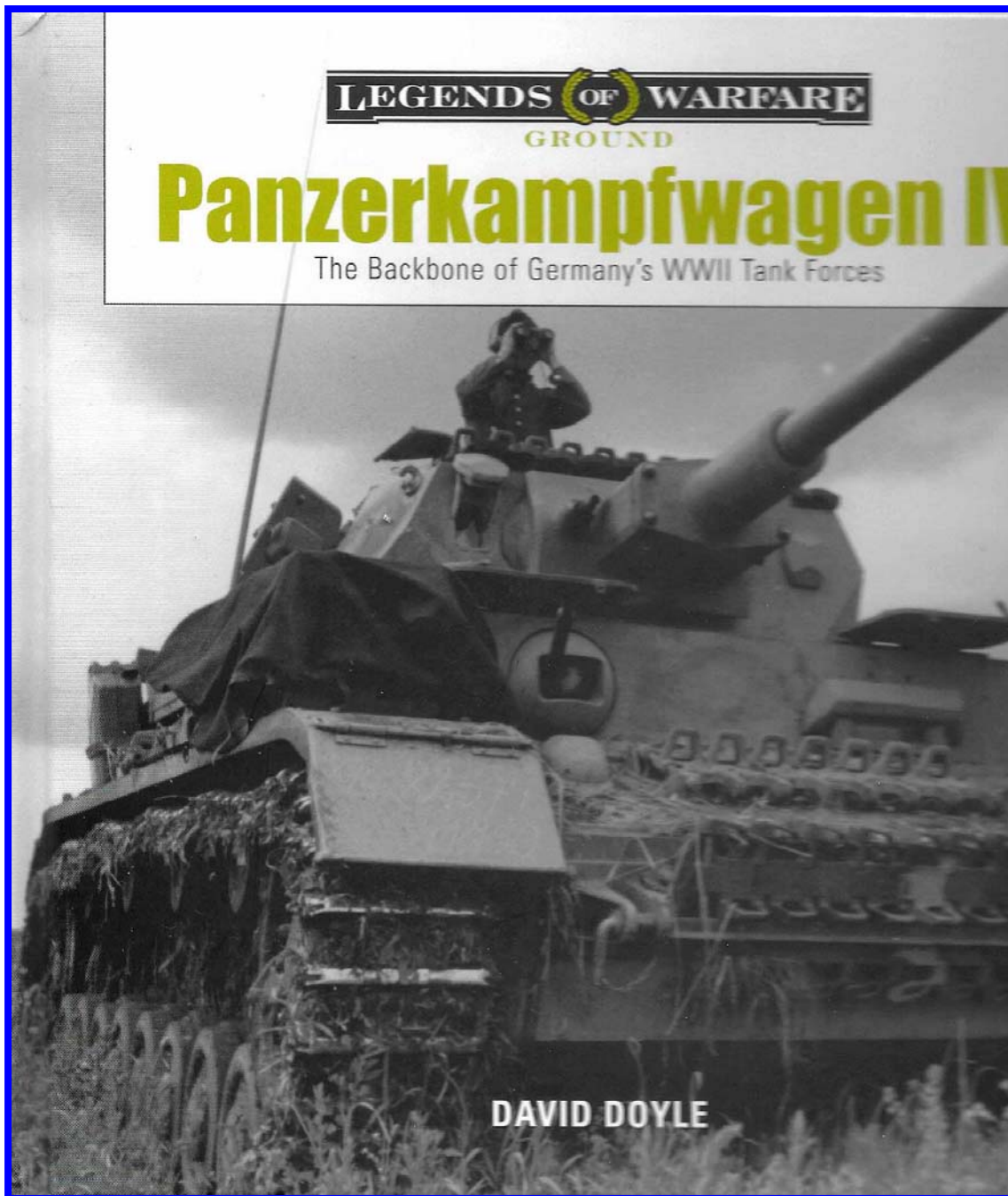
VW Käfer (Revell - Nr. 07681) 1/32 scale
Erstmalig 1970 erschienen (First appeared in 1970)

Phil Cavender
AMPS # 3060, IPMS # 50085
Editor, "The Wildcat"

Interesting Articles – Book Reviews

I recently have bought some books of three different series that you might be interested in.




The first one is from David Doyle and his new(ish) "Legends of Warfare" series which he has broken down into Ground, Air and Sea. I hadn't heard of this series until I received his e-mail stating that 3 new books are on the way in June on the M4A1 and Stug III Early and Late; of course, I had to pre-order those. So, I looked to see what this series was and what else he might have that would interest me. So, my first book in his new series is of the Panzer IV. It's 122-page hard cover book that describes each variant of the Panzer IV only; it doesn't cover the Hummel, Nashorn or Panzerjagers based on the Pz IV hull. He spends about 8 pages on each variant describing a short history of its development and combat history and plenty of black and white photos with clear captions. The only color photos you get are the three examples preserved in museums; the "D" in Bovington, "G" in Munster and "J" in Samur; sorry, no color profiles. At around \$18, this represents great value for the money, especially with the "in Actions" starting at \$15 now. I can't wait to see what else he might come out with. I bought mine directly from him at www.DavidDoyleBooks.com.



Next up is from Accion Press in Spain, they do that nice magazine called "Panzer Aces" and "euro Modelismo". "Panzer Aces - Profiles I Guide to camouflage and insignia of the German Tanks, 1935-1945" came out in 2003 and covers the colours and camouflages then goes into the actual colors used by the Panzer Truppen. This information is well worth the price of the book as it explains clearly the different colors used and how they were used. True, most of us that are into German armor already know some of this info; it's all here in one place along with color chips. They also go into how the colors are interpreted from B&W photos, with an example. You get several color photos in this book and I've only seen 2 or 3 of them before. The rest of the book provides you with camo schemes for the following vehicles: Pz I, Pz II, Pz 38(t), Pz III, Pz IV, Beutepanzer and finally unit emblems. This book is 71 pages long and I bought it directly from the publisher in Spain, including Air Mail service, it cost about \$35.

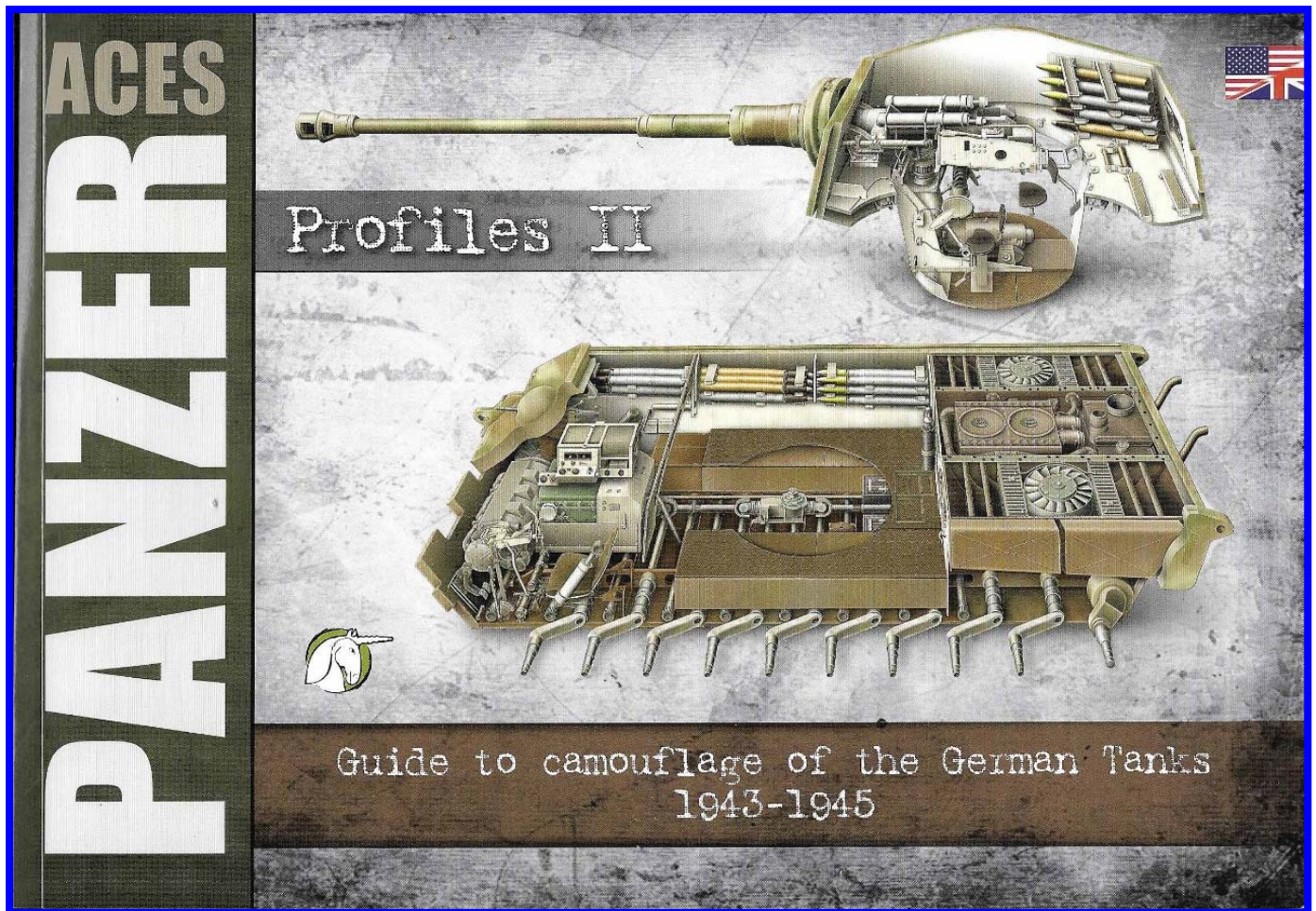
PANZER AGES

Profiles



Guide to camouflage and insignia
of the German Tanks. 1935-1945

Their next book "Profiles II Guide to camouflage of the German Tanks 1943-1945" just came out this year and follows Volume I with describing the colors, how they faded, etc. In 104 pages they cover that and the following vehicles Panther A, Tiger I, Tiger II and again interpretation of colors. You get a whole butt load of full color profiles, for the Panther A; you get profiles of 53 vehicles along with some 2 and 4 views. I forgot who I bought this from but it was about \$20, if I remember correctly. I'm sure you can find it on e-Bay. I've read that volume III will be on Afrika Korps vehicles.



Finally, I'll cover the last two books at the same time. Ammo by Mig has out a "Visual Modelers Guide", Volume 1 is for the King Tiger and Volume 2 is on the Panther. They were released about the same time as Takom released their King Tiger and Panther A and I mistakenly thought that they would be a "see how great I build models" book, boy am I wrong about this. Each one is 54 and 62 pages respectively and is chocker block full of nice clear full color photos in a walk-around style of presentation along with a few pages of color profiles. These are very nice books and will help you build a greatly detailed model. Again, I forgot who I bought the Panther book from but I found the King Tiger on e-Bay for about \$20.



I haven't included any sample pages from the inside to help protect their copyrights, but trust me, all 5 of these books are fantastic and deserve to be in your library.

Tim Darrah
IPMS/USA #8821
AMPS #2545
Guest Contributor

The USA Historical AFV Register

Mike Roof has provided us with a great link he found that may be of interest to all.

"For those who are interested in preserved AFVs or photographing them for research, here's a link to the latest issue of the AFV Register Organization's "The USA Historical AFV Register."

The register is broken down by state and city, with the AFVs listed along with their exact locations (to include GPS lat/long coordinates). This is a good list to keep saved on your computer.

If you travel around you can plan accordingly (look up your travel destination or itinerary stops to see what interesting AFVs might be there), and if you need reference material on a particular vehicle, you can often contact one of your "virtual" friends online who lives near an exhibit to take some pictures for you".

The USA Historical AFV Register

*Armored Fighting Vehicles Preserved
in the United States of America*

V4.0

March 2016

**Michel van Loon
Neil Baumgardner**

For the AFV Association



Picture by Paul Hannah

<http://afvregister.org/Downloads/The%20USA%20Historical%20AFV%20register%204.0.pdf>

Support Our Local Vendors


New location opening Early June – Stay Tuned



326 St. Andrew's Rd suite E
Columbia, SC 29223
(803) 736-0959
<https://www.hobbytown.com/columbia-e-sc/l57>
HobbytownColumbiaSC@gmail.com

Store Hours, **Proposed**

Sunday	12-5
Monday	11-7
Tuesday	Closed
Wednesday	11-7
Thursday	11-7
Friday	11-8
Saturday	10-8



405 State Street
West Columbia, SC 29169
(803) 791-3958
Mon – Sat, 10am to 6pm




5633 Broad Street
Sumter, SC 29154
(803) 983-5084
Mon – Sun, 2pm to 7pm



Classified Ads

All submissions for entry into the Classified Ads section should be submitted to the editor **two (2) weeks prior to the monthly AMPS meeting**. Also, please let the editor know if your ad is no longer needed so we can remove it from the newsletter.

For Sale: 24-Inch Mini-Plus Home Hobby Spray Paint Booth, made by Pace Industries. Brand New. Never Used. 148 CFM Shaded Pole Exhaust Fan, 115 volt - 1.37 amp - 3,160 RPM, 26 Gage Galvanized Sheet Metal Construction, 4" Collar to Exhaust to Outside, up to 15 feet, Duty Power Switch, 24" X 12" X 1" High Capacity Pleated Air Filter. Includes exhaust Kit and extra filters. Price paid \$295.00. Price negotiable, starting at \$200.00. **Contact Herb Horvath.**



Wanted: I'm looking for a cheap 1/35th scale Hetzer, all I need out of it is the complete running gear/suspension and tracks. I don't care about the rest of the kit, so parts of that can be missing.
Contact Tim Darrah

Wanted: I am looking for the Eduard (35 233) 1/35 photoetch M110A2 SPH update set for the Italeri M110/M1102, and M107 kits. As with the Hobby Fan resin Kit, I kept waiting to buy one until it also was gone! -- Are you picking up a recurring theme here? **Contact Carl Wethington.**

Wanted: I am looking for the Hobby Fan (HF001) 1/35 resin M110A2 SPH update set for the Italeri M110/M1102, and M107 kits. As you can tell from the item number it was the first resin detailing kit make by Hobby Fan. It was an excellent set that replaced much of the traditional Italeri soft detail, and included an outstanding loader / rammer section. I kept waiting to buy one -- until, well, it was gone! If you come across one, I would be glad to "rent" the set to make resin masters for my M110 and M107 kits. Thanks for any leads you can offer!
Contact Carl Wethington.

“The Day Room”

In the US military, most company-level units have a “day room” in the barracks where the troops hang-out, relax, and BS. When you want to learn the latest in “rumor control,” you swing by the day room and chat-up the Joes and Janes hanging out there. They might not always get it right, but they’re always willing to tell ya just what they think! So, welcome to “the Day Room...”

Firstly, I would like to thank everyone who submitted articles to this month's newsletter. Without your work “The Wildcat” would not be a top-notch publication. Also, don't forget about the upcoming events to show our support.

Also don't forget to send me your favorite techniques you've learned through the years. We all would benefit. I'll include them in our next newsletter.

Finally, if you aren't a member of AMPS, now is the time to join. **Join AMPS Now!**

<http://amps-armor.org/>

Happy modeling,

Phil Cavender

Editor, “The Wildcat”, AMPS Central SC “Wildcats”