


STAGE ONE

10 – RIFLE

10 REVOLVER

4 + - SHOTGUN



TABLE

STAGING: Revolvers loaded w/ 5 rounds each holstered. , open, empty shotgun staged on table, rifle loaded w/ 10 rounds staged on table. **HOW TO SHOOT THE STAGE:** START AT TABLE W/ HANDS ON GUN OR GUNS, INDICATE READY BY SAYING **“TEXAS RED”**. **ATB:** WITH REVOLVERS ENGAGE END AND LOWER TARGETS, 1 ROUND EACH END, 4 ROUNDS ON EACH LOWER CENTER TARGET ANY ORDER. W/ RIFLE REPEAT USING UPPER TARGETS THEN, ENGAGE SHOTGUN TARGETS UNTIL DOWN.
ORDER: REVOLVERS –RIFLE - SHOTGUN


ARIZONA YAVAPAI RANGERS MAY 2021

STAGE TWO

10 – RIFLE

10 REVOLVER

4 + - SHOTGUN



TABLE

STAGING: Revolvers loaded w/ 5 rounds each holstered. , open, empty shotgun staged on table, rifle loaded w/ 10 rounds AT THE READY. **HOW TO SHOOT THE STAGE:** START AT TABLE W/ RIFLE AT THE READY. INDICATE READY BY SAYING **“WACO JOHNNY DEAN”**.

ATB: W/ RIFLE ALTERNATE 1 rd. ON EACH END TARGET FOR 5 ROUNDS, REPEAT ON CENTER UPPER TARGETS. REPEAT W/ REVOLVERS ON END AND LOWER TARGETS. THEN ENAGAGE SHOTGUN TARGETS UNTIL DOWN.

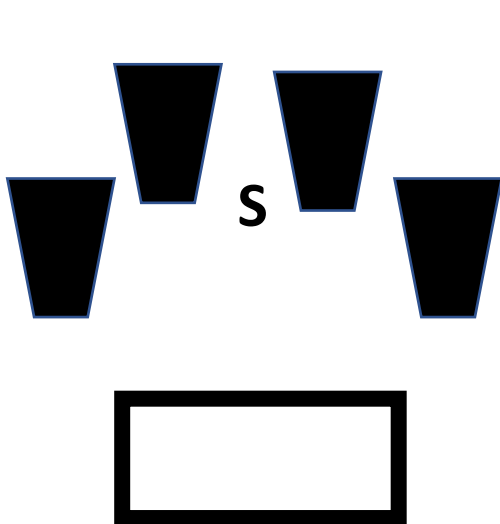
ORDER: –RIFLE - REVOLVERS - SHOTGUN

STAGE THREE

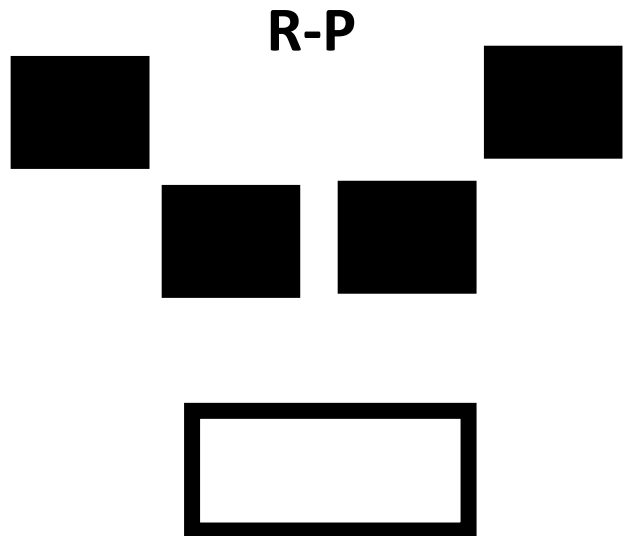
10 – RIFLE

10 REVOLVER

4 + - SHOTGUN



POSITION 1



POSITION 2

STAGING: Revolvers loaded w/ 5 rounds each holstered. Rifle loaded w/ 10 rounds staged at position 2 & open, empty shotgun in hands at Position 1.

HOW TO SHOOT THE STAGE: FROM POSITION 1 GUN IN HAND AND AMMO IN HAND. SHOOTER INDICATES READY BY SAYING “**CURLY BILL**”. **ATB:** ENGAGE SHOTGUN TARGETS UNTIL DOWN. MOVE TO POSITION 2, W/ RIFLE ENGAGE ALL TARGETS W/ AT LEAST 2 ROUNDS EACH FOR 10 ROUNDS, ANY ORDER. W/ REVOLVERS REPEATE RIFLE INSTRUCTIONS

ORDER: SHOTGUN – RIFLE - REVOLVERS

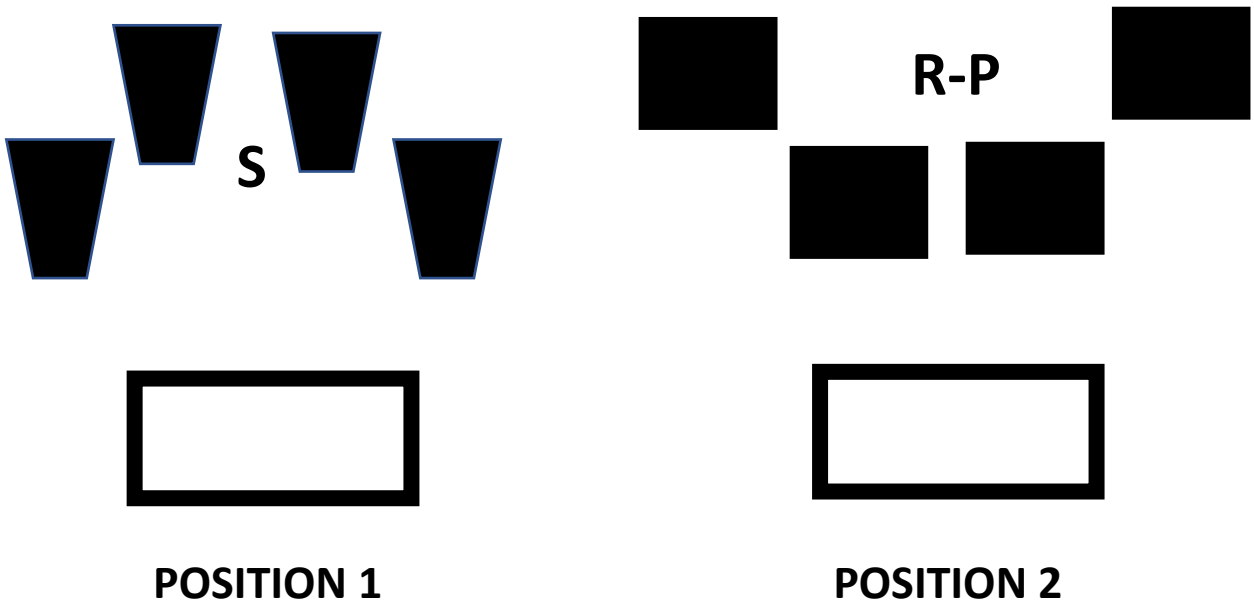
ARIZONA YAVAPAI RANGERS MAY 2021

STAGE FOUR

10 – RIFLE

10 REVOLVER

4 + - SHOTGUN



STAGING: Revolvers loaded w/ 5 rounds each holstered. Rifle loaded w/ 10 rounds staged at position 2 & open, empty shotgun staged at position 1.

HOW TO SHOOT THE STAGE: FROM POSITION 2 HAND/S ON GUN/S. SHOOTER INDICATES READY BY SAYING **“TEXAS JACK”**. **ATB:** W/ REVOLVERS ENGAGE RP TARGETS IN A 3-2-4-1 SWEEP FROM EITHER END. W/ RIFLE REPEAT REVOLVER INSTRUCTIONS. MOVE TO POSITION 1 TO ENGAGE SHOTGUN TARGETS UNTIL DOWN.

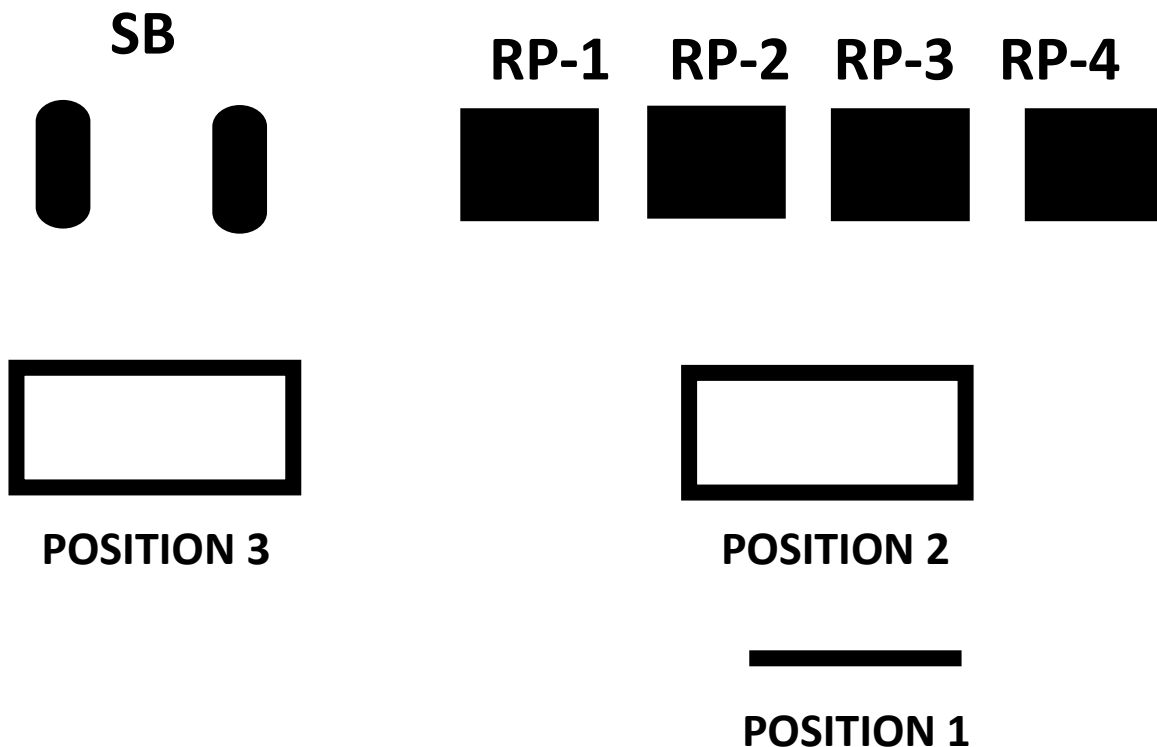
ORDER: REVOLVERS – RIFLE - SHOTGUN

STAGE FIVE

10 – RIFLE

10 REVOLVER

2 - SHOTGUN



STAGING:

Revolvers loaded w/ 5 rounds each holstered. Rifle loaded w/ 10 rounds AT READY & open, empty shotgun staged at Position 3.

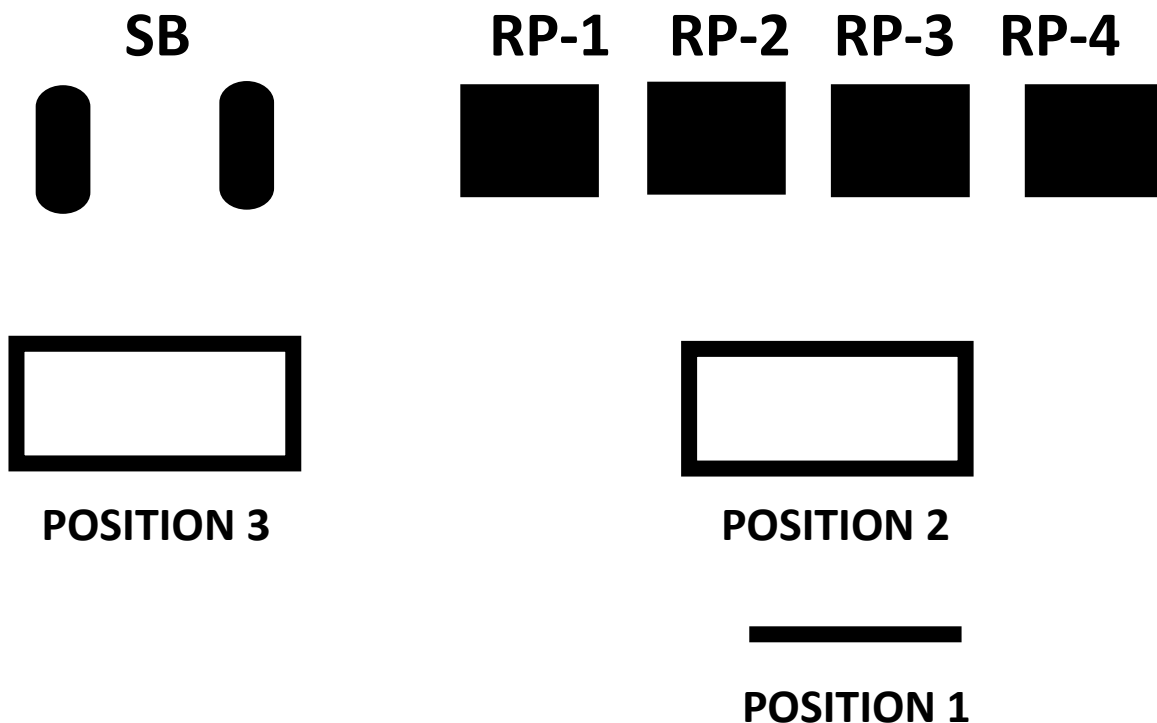
HOW TO SHOOT THE STAGE: FROM POSITION 1 WITH RIFLE AT THE READY. SHOOTER INDICATES READY BY SAYING **“JOHNNY RINGO”** . ATB – W/ RIFLE AT POSITION 1 ENGAGE ANY 2 R-P TARGETS W/ 5 ROUNDS EACH. MOVE TO POSITION 2, W/ REVOLVERS ENGAGE THE OTHER 2 R-P TARGETS W/ 5 ROUNDS EACH. HOLSTER AND MOVE TO POSITION 3, WITH SHOTGUN ENGAGE BELLS W/ 1 ROUND EACH. ORDER – RIFLE – PISTOL - SHOTGUN

STAGE SIX

10 – RIFLE

10 REVOLVER

4 - SHOTGUN



STAGING:

Revolvers loaded w/ 5 rounds each holstered. Rifle loaded w/ 10 rounds AT READY & open, empty shotgun staged at Position 3.

HOW TO SHOOT THE STAGE: FROM POSITION 1 WITH RIFLE AT THE READY. SHOOTER INDICATES READY BY SAYING **“WYATT EARP”** . ATB – W/ RIFLE AT POSITION 1 ENGAGE R-P TARGETS IN A 2-2-3-3 SWEEP FROM EITHER END. MOVE TO POSITION 2 W/ REVOLVERS ENAGE R-P TARGETS SAME AS RIFLE. HOLSTER AND MOVE TO POSITION 3, WITH SHOTGUN ENGAGE SHOTGUN BELLS W/ 2 ROUNDS EACH.

ORDER – RIFLE – PISTOL - SHOTGUN