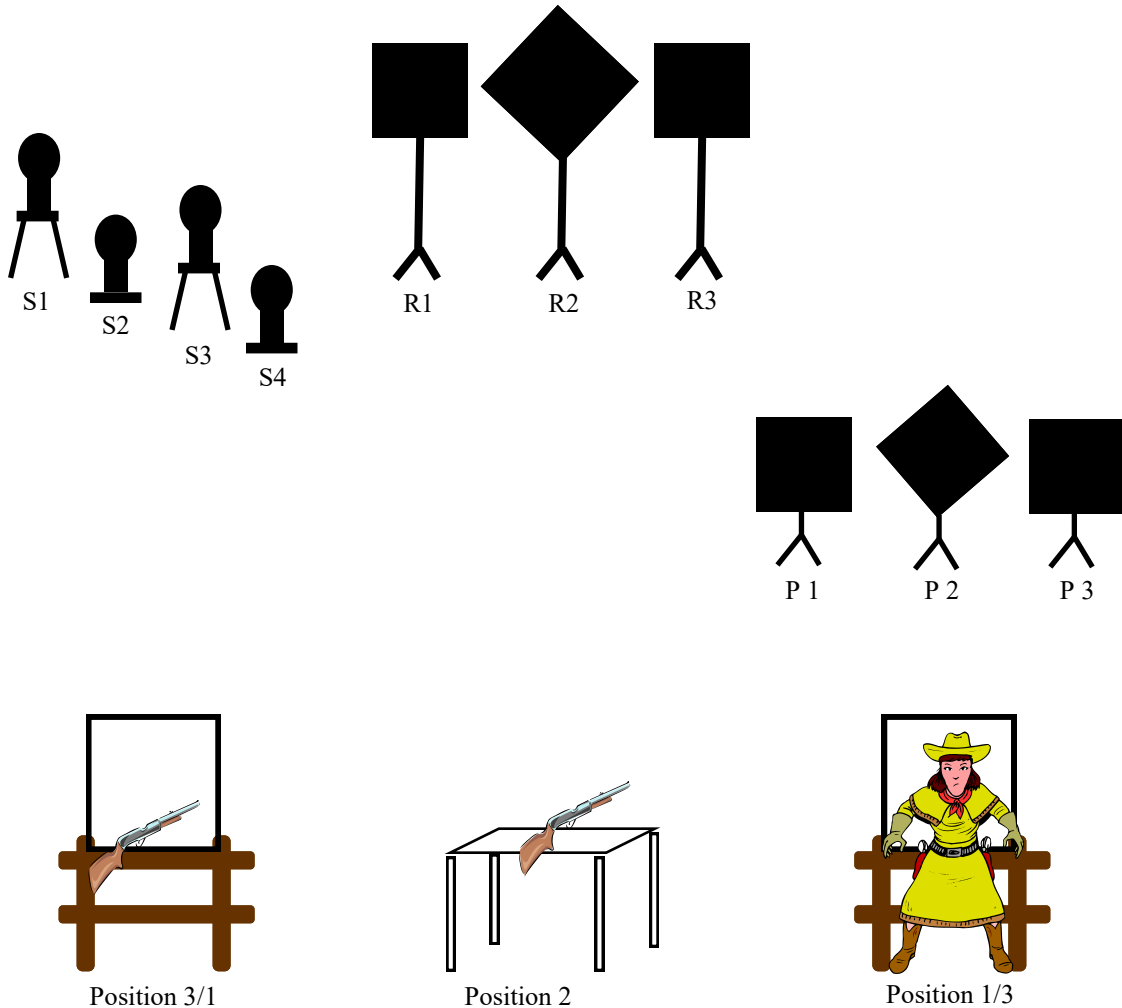


Stage 1
Bay 2
August 2018



10 PISTOL 10 RIFLE 4+ SHOTGUN

Staging Two pistols loaded with 5 rounds each and holstered. Rifle loaded with 10 rounds staged on the table at position 2. Shotgun staged in the window at position 3 with at least 4 shells on your person.

Gun sequence Pistols, rifle, shotgun or shotgun, rifle, pistols.


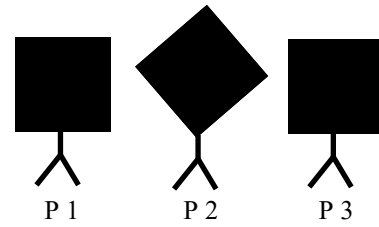
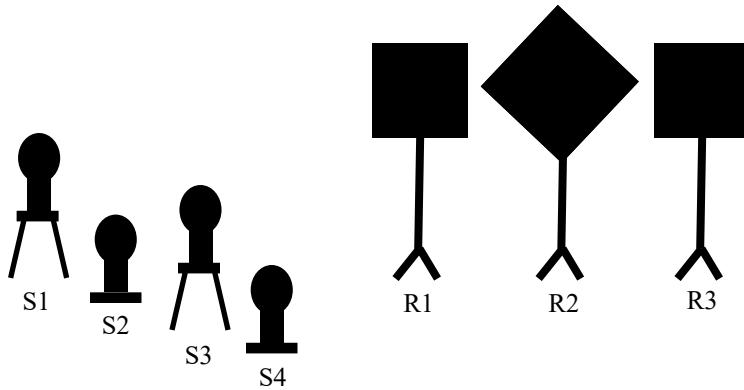
Start Standing tall at the center of the fence at position 1 (either fence—shooter's choice) with your hands at your sides.

On Signal Starting on either end, with the pistols engage P1 thru P3 thru the window with a Cha - Cha sweep (1 on 1, 1 on 2, 3 on 3). Starting on the same end each time, repeat the sequence.

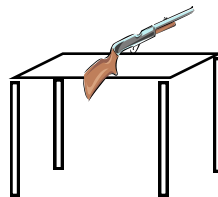
Move to position 2 and starting on either end, with the rifle engage R1 thru R3 with a Cha - Cha sweep (1 on 1, 1 on 2, 3 on 3). Starting on the same end each time, repeat the sequence.

Move to position 3, and with the shotgun engage S1 thru S4 thru the window in any order.


Stage 2
Bay 2
August 2018



Position 1/3



Position 2



Position 3/1

10 PISTOL 10 RIFLE 4+ SHOTGUN

Staging Two pistols loaded with 5 rounds each and holstered. Rifle loaded with 10 rounds staged on the table at position 2. Shotgun staged in the window at position 1 with at least 4 shells on your person.

Gun sequence Shotgun, rifle, pistols or pistols, rifle, shotgun.

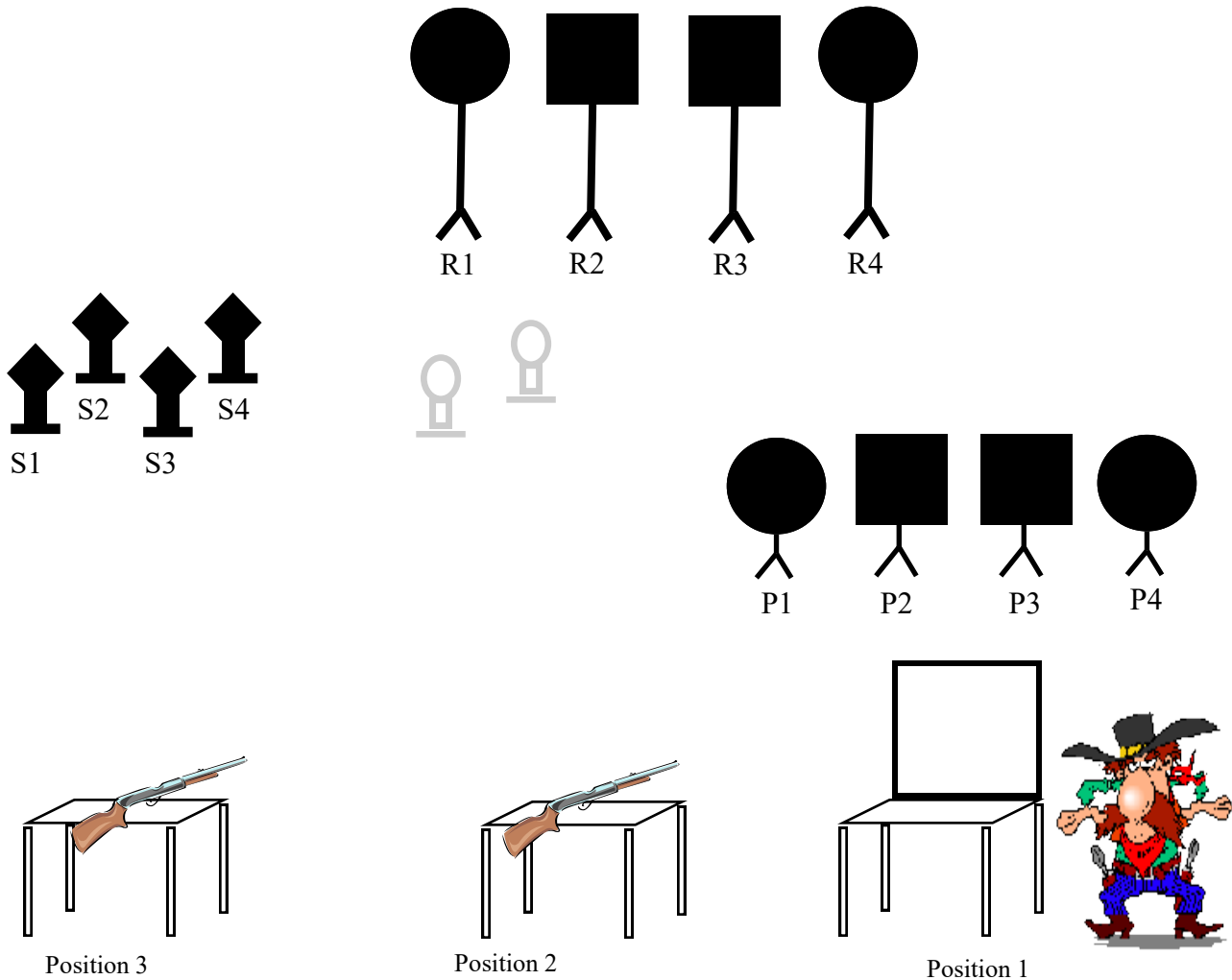
Start Standing at the **center** of the fence at position 1 (either fence—shooter's choice) with your hands at low surrender.

On Signal Engage S1 thru S4 thru the window in any order.

Move to position 2 and starting on either end, with the rifle engage R1 thru R3 with a 3-2-5 sweep.

Move to position 3 and starting on either end, with the pistols engage P1 thru P3 thru the window with a 3-2-5 sweep.

Stage 3
Bay 3
August 2018



10 PISTOL 10 RIFLE 4+ SHOTGUN

Staging Pistols loaded with 5 rounds each and holstered. Rifle loaded with 10 rounds staged on the table at position 2. Shotgun staged on the table at position 3 with at least 4 shells on your person.

Gun Sequence Pistols, rifle, shotgun.

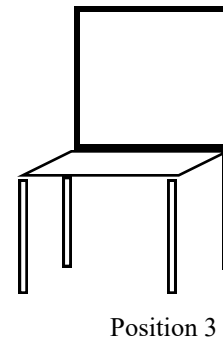
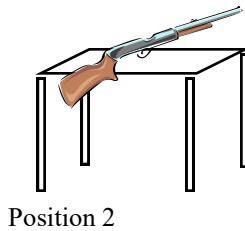
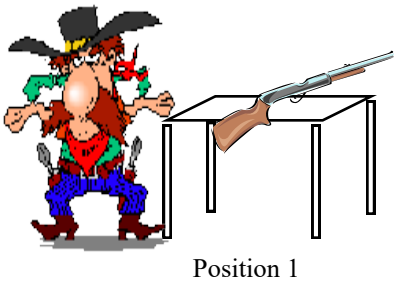
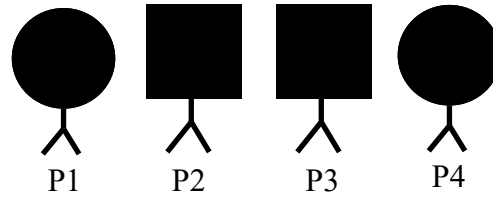
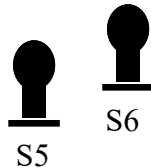
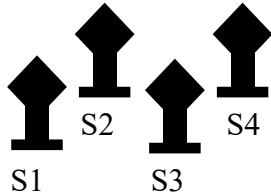
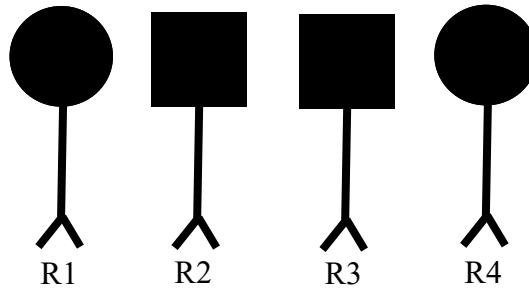
Start Shooter standing at the window at position 1 with your hands on the window frame at shoulder height.

On Signal Shooting the pistols thru the window and starting on either square, engage the squares with alternating double taps for 8 rounds and then place one round on each circle.

Move to the table at position 2 and with the rifle engage R1 thru R4 per the pistol instructions.

Move to the table at position 3 and engage S1 thru S4 in any order.

Stage 4
Bay 3
August 2018



10 PISTOL 10 RIFLE 6+ SHOTGUN

Staging Pistols loaded with 5 rounds each and holstered. Rifle loaded with 10 rounds staged on the table at position 2. Shotgun staged at the center of the table at position 1 with at least 6 shells on your person.

Gun Sequence Shotgun, rifle, pistols.

Start Shooter standing at the center of the table at position 1 with your arms crossed on your chest.

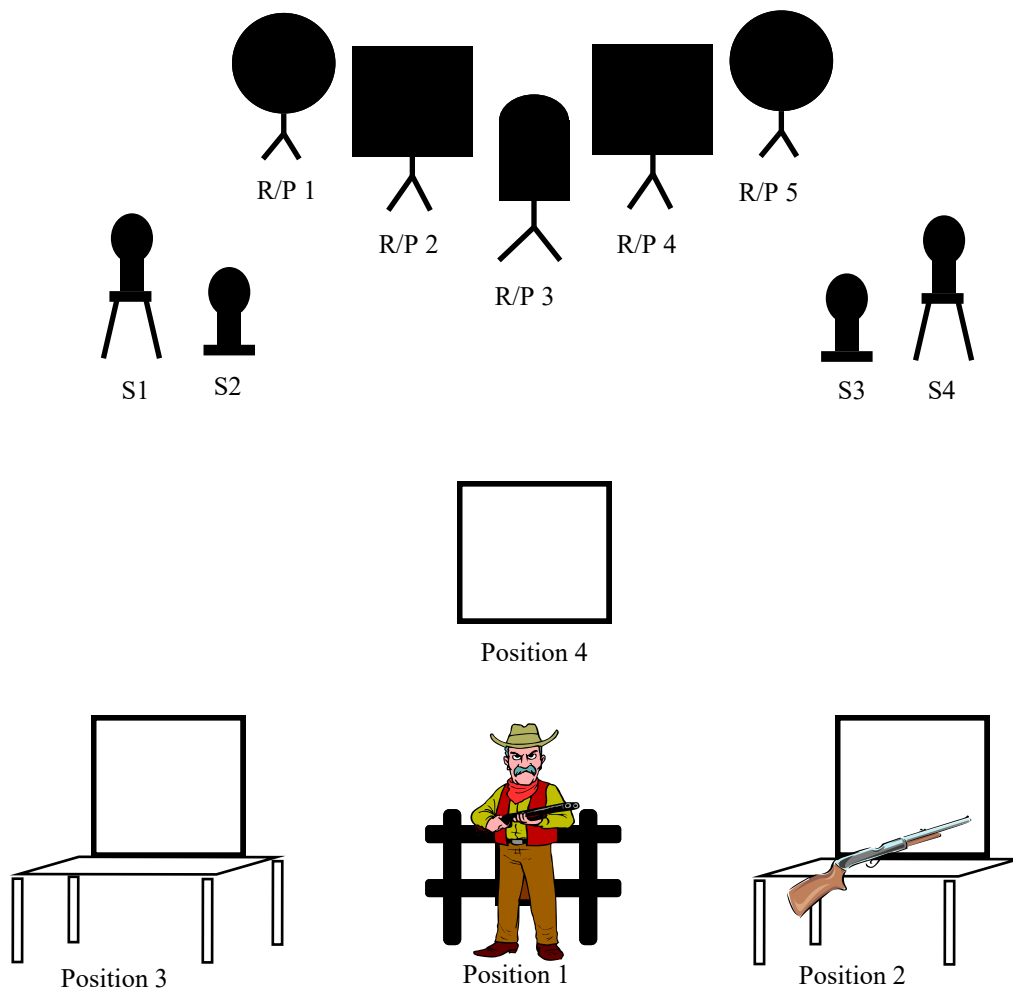
On Signal Engage S1 thru S4 in any order.

Move to the table at position 2 and engage S5 and S6 in any order. You may load your shotgun on the move as long as the action remains open.

At position 2, starting on either end, with the rifle engage R1 thru R4 with a Progressive sweep (1 on 1, 2 on 2, 3 on 3, 4 on 4).

Move to the window at position 3 and starting on either end, with the pistols engage P1 thru P4 thru the window with a Progressive sweep.

Stage 5
Bay 4
August 2018



10 PISTOL 10 RIFLE 4+ SHOTGUN

Staging Two pistols loaded with 5 rounds each and holstered. Rifle loaded with 10 rounds in both hands at position 1. Shotgun staged in the right window at position 2 with at least 4 shells on your person.

Start Standing at the *center* of the fence at position 1 with the rifle in both hands and the barrel touching the top of the fence.

Gun sequence Rifle, shotgun, pistols.

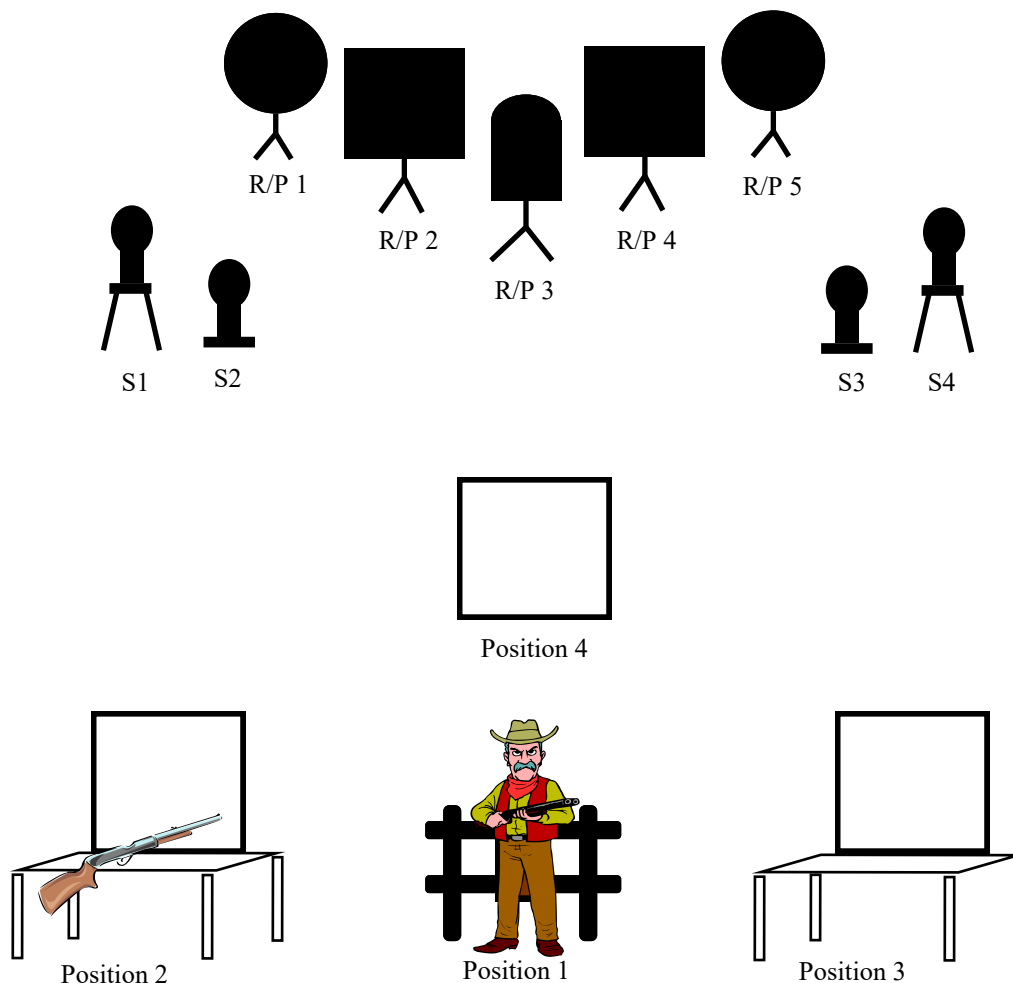
On Signal Starting on the center target (R/P3), engage R/P1 thru R/P5 with a center, inside, inside, outside, outside order with **no double taps.** Repeat the instruction. Move to the right window at position 2 and **make the rifle safe at an angle to the right berm.**

At position 2, with the shotgun engage S3 and S4 thru the window in any order.

Move to the left window at position 3 and with the shotgun engage S1 and S2 thru the window in any order. **Make the shotgun safe at an angle to the left berm.** You may load your shotgun on the move as long as the action remains open.

Move to the shooter's square at position 4 and with at least one foot in the square, with the pistols, starting on the center target (R/P3), engage R/P1 thru R/P5 with a center, inside, inside, outside, outside order with **no double taps.** Repeat the instruction.

Stage 6
Bay 4
August 2018



10 PISTOL 10 RIFLE 4+ SHOTGUN

Staging Two pistols loaded with 5 rounds each and holstered. Rifle loaded with 10 rounds in both hands at position 1. Shotgun staged in the left window at position 2 with at least 4 shells on your person.

Start Standing at the *center* of the fence at position 1 with the rifle in both hands.

Gun sequence Rifle, shotgun, pistols.

On Signal Starting on either end, engage R/P1 thru R/P5 with a double tap sweep. Move to the left window at position 2 and **make the rifle safe at an angle to the left berm.**

At position 2, with the shotgun engage S1 and S2 thru the window in any order.

Move to the right window at position 3 and with the shotgun engage S3 and S4 thru the window in any order. **Make the shotgun safe at an angle to the right berm.** You may load your shotgun on the move as long as the action remains open.

Move to the shooter's square at position 4 and with at least one foot in the square, with the pistols, starting on either end, engage R/P1 thru R/P5 with a double tap sweep.