



**Bakersfield Elementary  
Teachers Association**

# **2019-2020 Administration/Site Climate Survey**

## **Havens Area**

Casa Loma

Emerson

Franklin

McKinley

Pauly

Roosevelt

Sequoia

Stella Hills

Wayside

William Penn

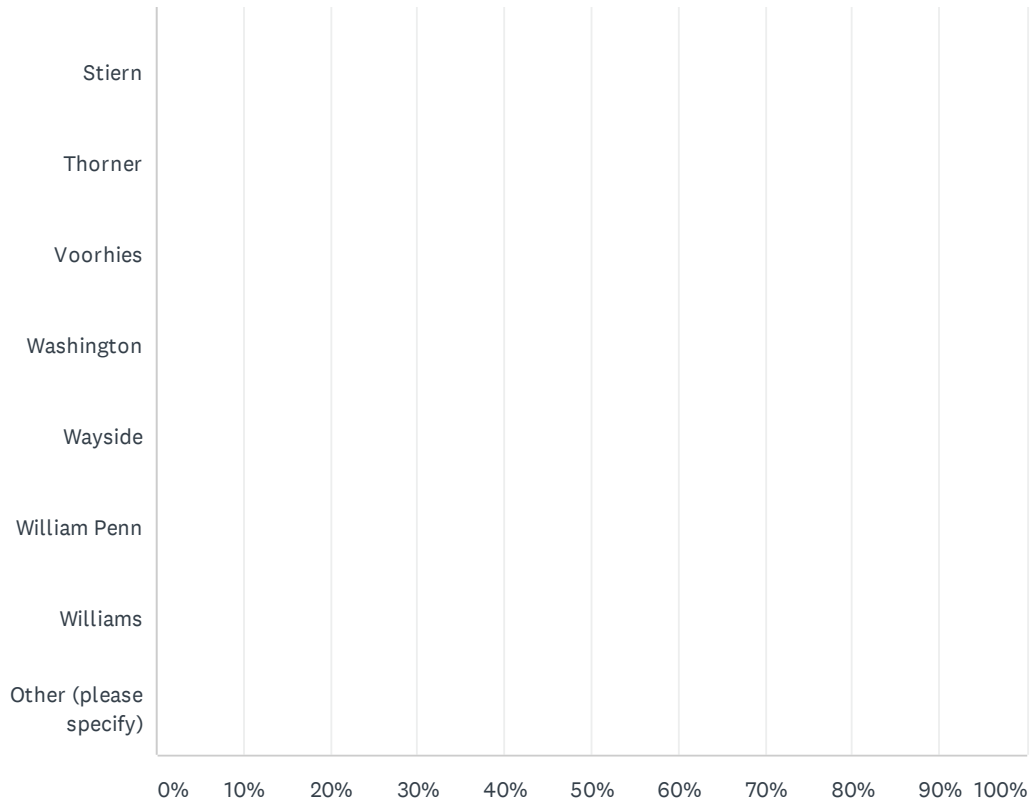
# Q1 School Site (If you work at multiple sites choose your home site OR complete a survey for each site at which you spend significant time.)

Answered: 11 Skipped: 0





2019-2020 BETA Administration/Site Climate Survey



2019-2020 BETA Administration/Site Climate Survey

ANSWER CHOICES	RESPONSES	
Casa Loma	100.00%	11
Cato	0.00%	0
Chavez	0.00%	0
Chipman	0.00%	0
College Hts	0.00%	0
Compton	0.00%	0
Curran	0.00%	0
Downtown	0.00%	0
Ed Center	0.00%	0
Eissler	0.00%	0
Emerson	0.00%	0
Evergreen	0.00%	0
Fletcher	0.00%	0
Frank West	0.00%	0
Franklin	0.00%	0
Fremont	0.00%	0
Garza	0.00%	0
Harding	0.00%	0
Harris	0.00%	0
Horace Mann	0.00%	0
Hort	0.00%	0
Jefferson	0.00%	0
Longfellow	0.00%	0
McKinley	0.00%	0
Mt.Vernon	0.00%	0
Munsey	0.00%	0
Nichols	0.00%	0
Noble	0.00%	0
Nurses	0.00%	0
Owens Intermediate	0.00%	0
Owens Primary	0.00%	0
Pauly	0.00%	0

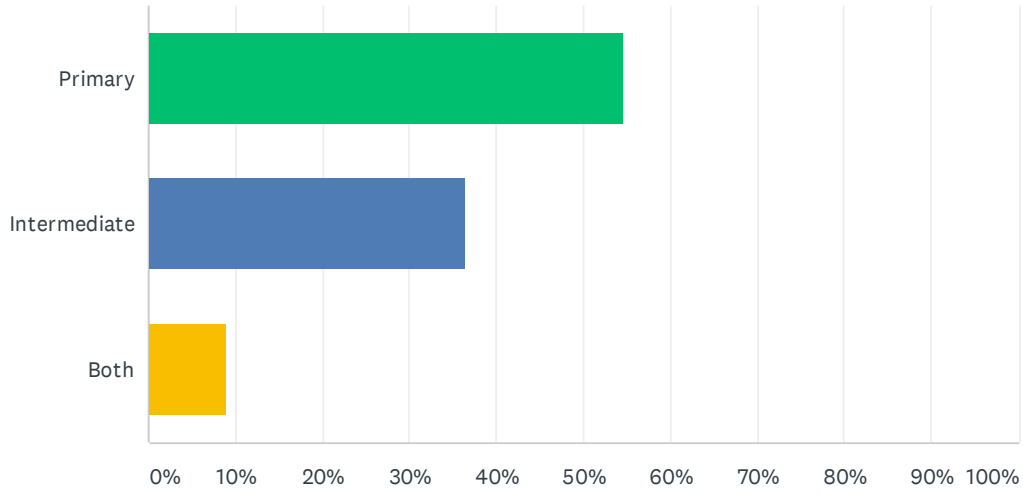
2019-2020 BETA Administration/Site Climate Survey

Pioneer	0.00%	0
Rafer Johnson	0.00%	0
Roosevelt	0.00%	0
Sequoia	0.00%	0
Sierra	0.00%	0
Special Ed Office	0.00%	0
Stella Hills	0.00%	0
Stiern	0.00%	0
Thorner	0.00%	0
Voorhies	0.00%	0
Washington	0.00%	0
Wayside	0.00%	0
William Penn	0.00%	0
Williams	0.00%	0
Other (please specify)	0.00%	0
Total Respondents: 11		

#	OTHER (PLEASE SPECIFY)	DATE
	There are no responses.	

## Q2 Instructional Grade Level or Support Services

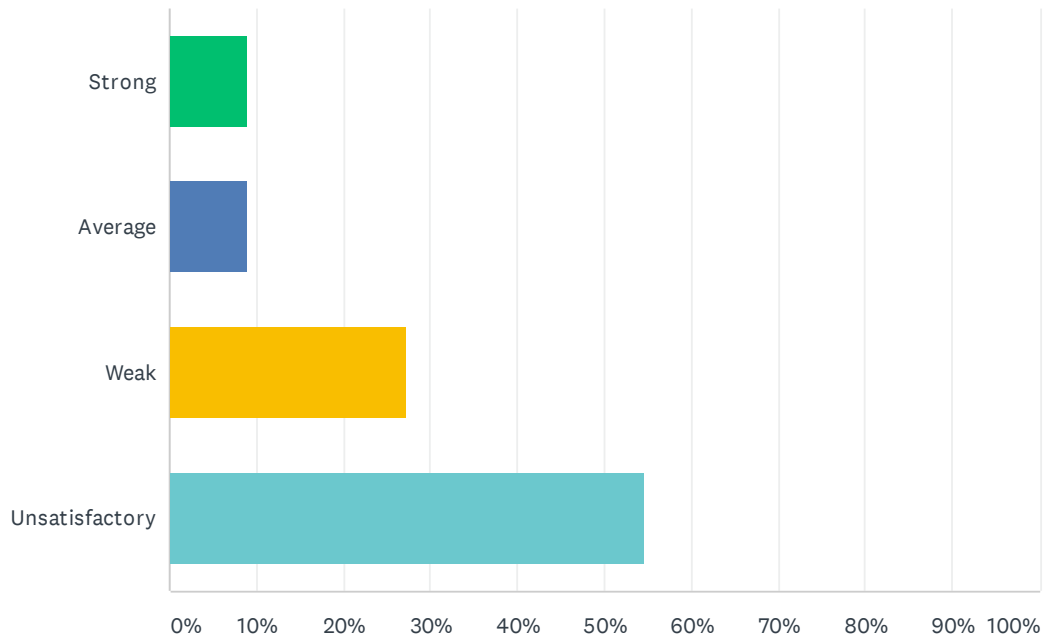
Answered: 11 Skipped: 0



ANSWER CHOICES	RESPONSES	
Primary	54.55%	6
Intermediate	36.36%	4
Both	9.09%	1
TOTAL		11

### Q3 Site administration is sensitive to the needs of students, staff, and community.

Answered: 11 Skipped: 0

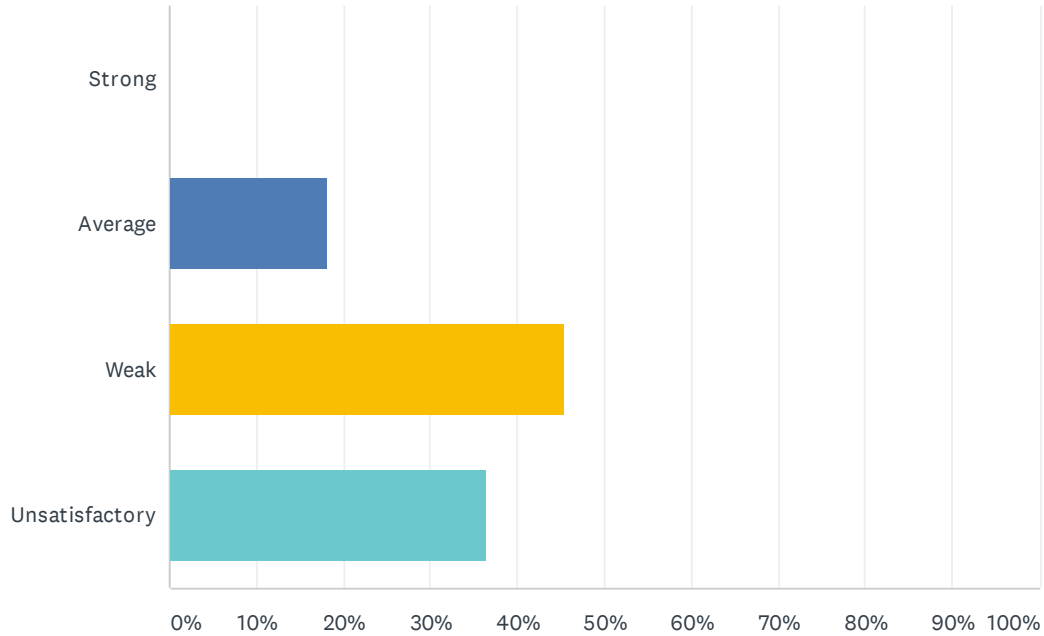


ANSWER CHOICES	RESPONSES
Strong	9.09% 1
Average	9.09% 1
Weak	27.27% 3
Unsatisfactory	54.55% 6
<b>TOTAL</b>	<b>11</b>



## Q4 Site administration treats staff with respect; you feel like a valued member of a team

Answered: 11 Skipped: 0

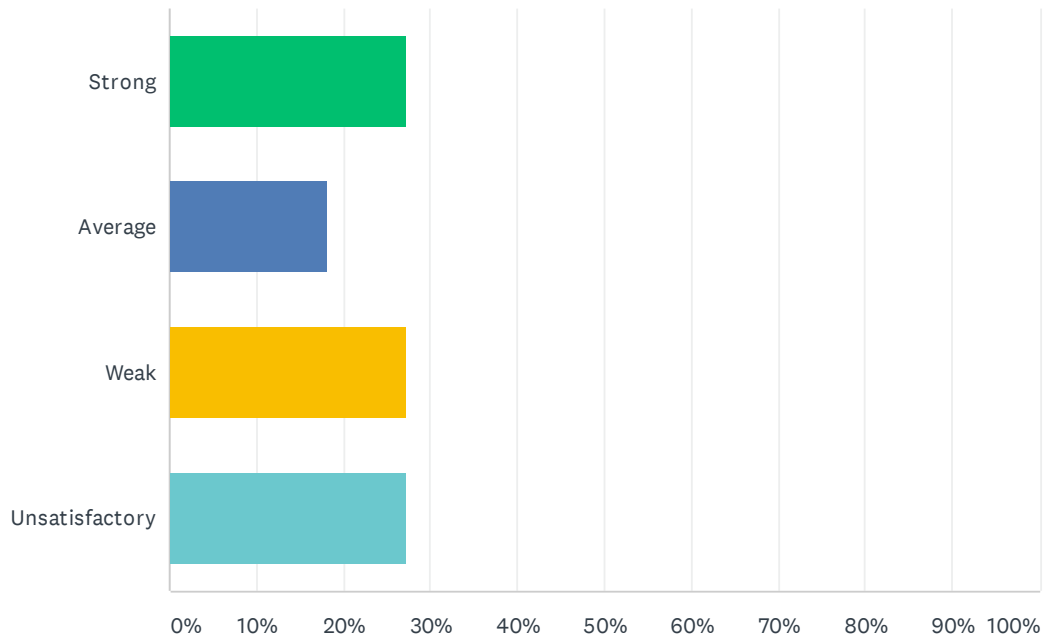


ANSWER CHOICES	RESPONSES	
Strong	0.00%	0
Average	18.18%	2
Weak	45.45%	5
Unsatisfactory	36.36%	4
<b>TOTAL</b>		<b>11</b>

#	COMMENT	DATE
1	Principal is supportive of those who she values only. She demonstrates favoritism, specially among younger generation (specially those who make her look good on social media).	2/9/2020 2:15 PM
2	favorites some staff/teachers/grade levels Shows contempt for others	2/6/2020 8:28 AM

### Q5 Site administration conducts classroom visits (walk-through) in least the disruptive manner and leaves timely feedback (within 24 hours).

Answered: 11 Skipped: 0

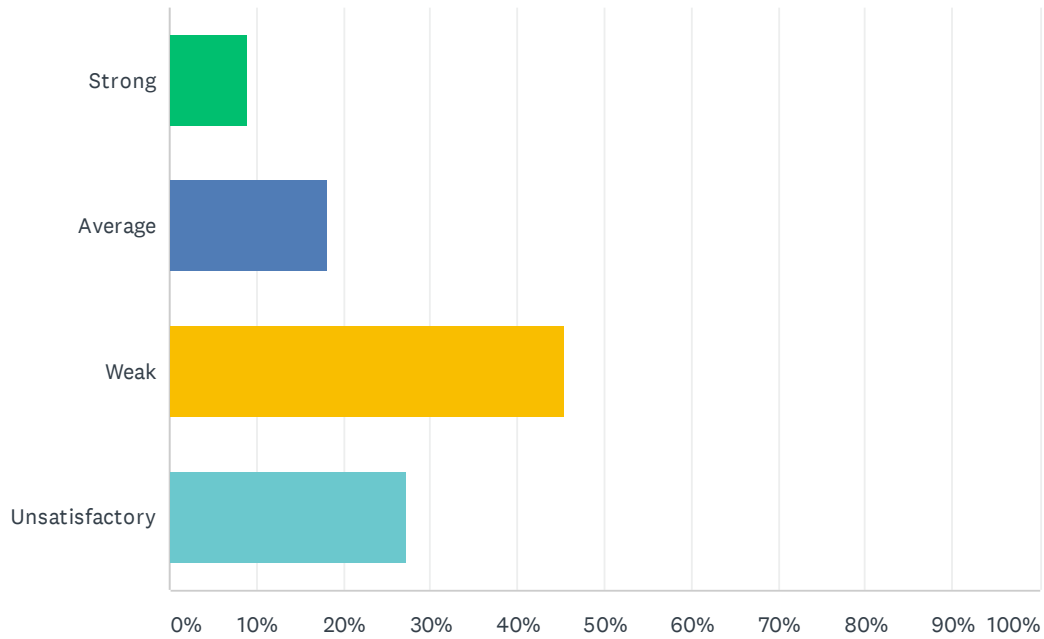


ANSWER CHOICES	RESPONSES
Strong	27.27% 3
Average	18.18% 2
Weak	27.27% 3
Unsatisfactory	27.27% 3
<b>TOTAL</b>	<b>11</b>

#	COMMENT:	DATE
1	Most feedback is negative. However, she does give feedback in a timely manner.	2/9/2020 2:15 PM

## Q6 Site administration follows the contract and respects personal rights.

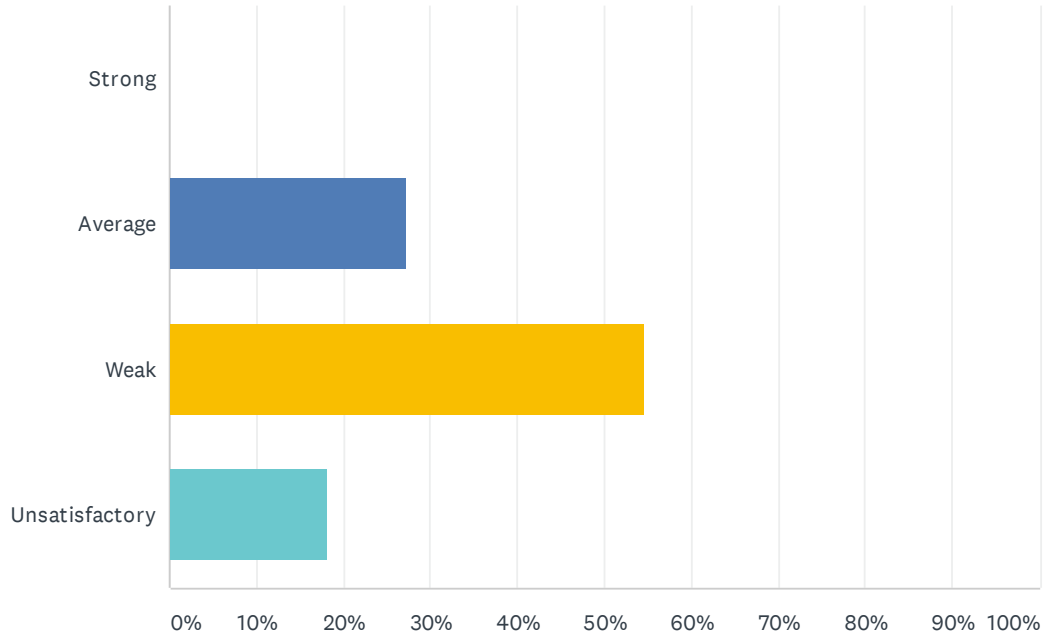
Answered: 11 Skipped: 0



ANSWER CHOICES	RESPONSES	
Strong	9.09%	1
Average	18.18%	2
Weak	45.45%	5
Unsatisfactory	27.27%	3
<b>TOTAL</b>		<b>11</b>

## Q7 Administration utilizes staff according to their job description (ie. Coaches, APL's, Specialists & Staff).

Answered: 11 Skipped: 0

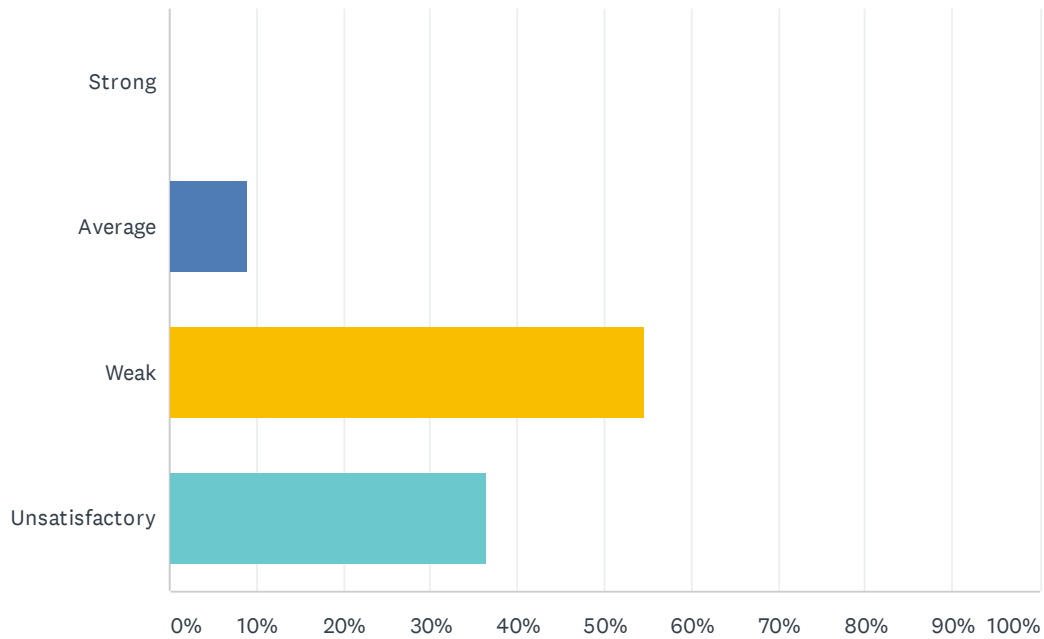


ANSWER CHOICES	RESPONSES
Strong	0.00% 0
Average	27.27% 3
Weak	54.55% 6
Unsatisfactory	18.18% 2
<b>TOTAL</b>	<b>11</b>

#	COMMENT	DATE
1	I personally do not feel like their is enough time in the day for the coaches, APL's, specialists, and staff to complete the tasks assigned within their role. Although, I do feel supported. However, other grade levels complain in leadership meetings and to one another about not feeling supported by their coaches.	1/13/2020 12:28 PM

## Q8 Administration maintains open communication with staff, parents, and students.

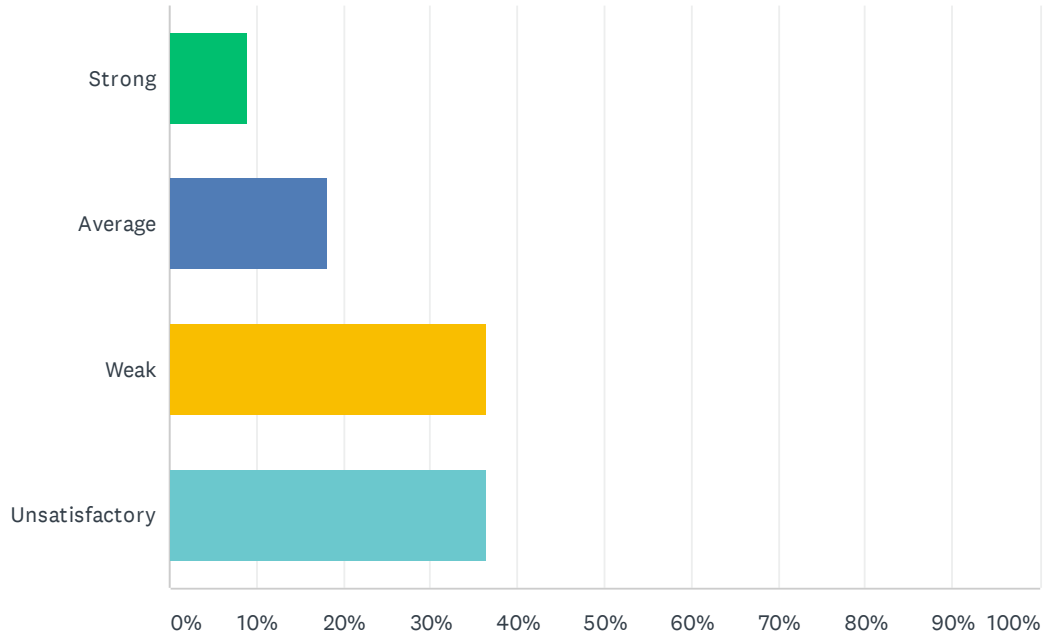
Answered: 11 Skipped: 0



ANSWER CHOICES	RESPONSES	
Strong	0.00%	0
Average	9.09%	1
Weak	54.55%	6
Unsatisfactory	36.36%	4
<b>TOTAL</b>		<b>11</b>

## Q9 Administration supports staff against attacks and criticism from parents.

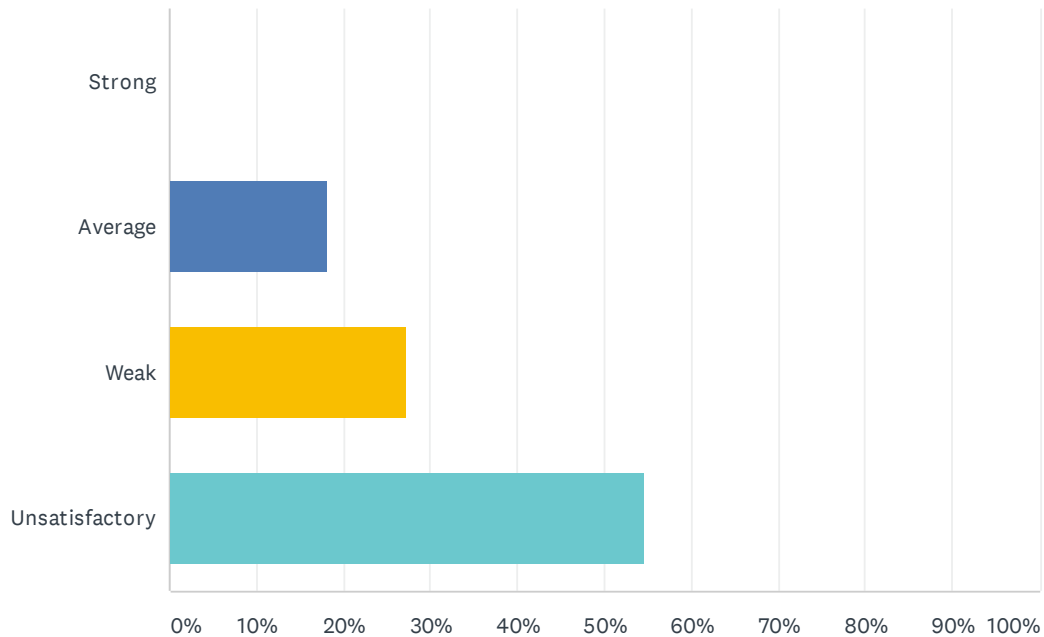
Answered: 11 Skipped: 0



ANSWER CHOICES	RESPONSES
Strong	9.09% 1
Average	18.18% 2
Weak	36.36% 4
Unsatisfactory	36.36% 4
TOTAL	11

## Q10 Site administration treats all teachers equally; there is no preferential treatment.

Answered: 11 Skipped: 0

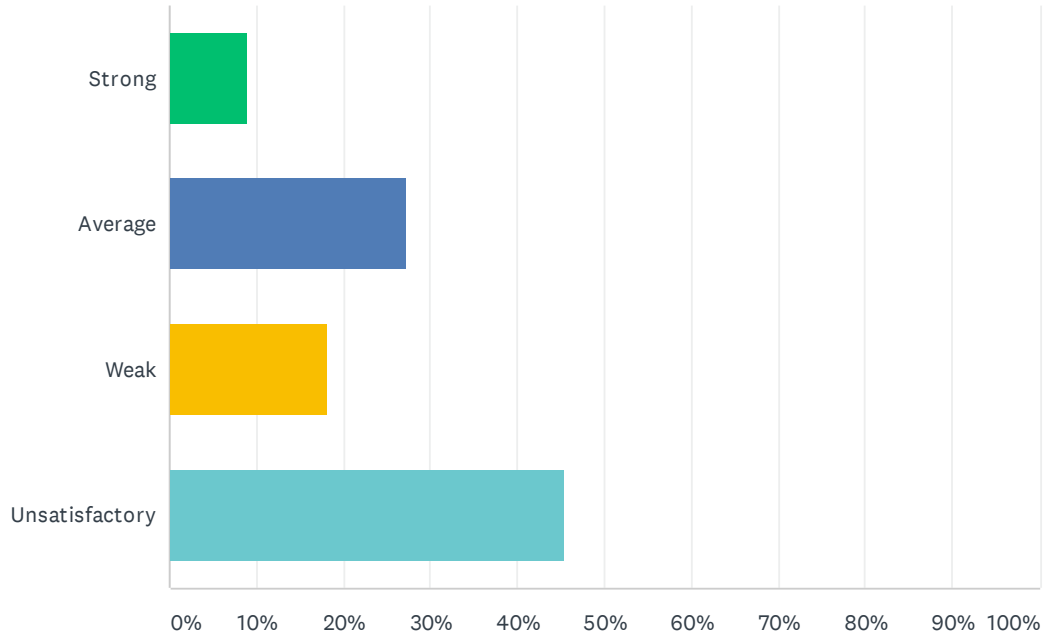


ANSWER CHOICES	RESPONSES
Strong	0.00% 0
Average	18.18% 2
Weak	27.27% 3
Unsatisfactory	54.55% 6
<b>TOTAL</b>	<b>11</b>

#	COMMENT	DATE
1	There always seems to be a target. Ms. Kwon has never treated her whole staff with respect.	2/23/2020 11:05 AM
2	Note (no other place for this comment): In a suicide prevention training vice principal mentioned that even some of the teachers were bullies and they (admin) knew who they were. However, never made a statement letting those people that such behavior would NOT be tolerated.	2/9/2020 2:15 PM

## Q11 Administration supports classroom discipline procedures and follows District discipline guidelines.

Answered: 11 Skipped: 0



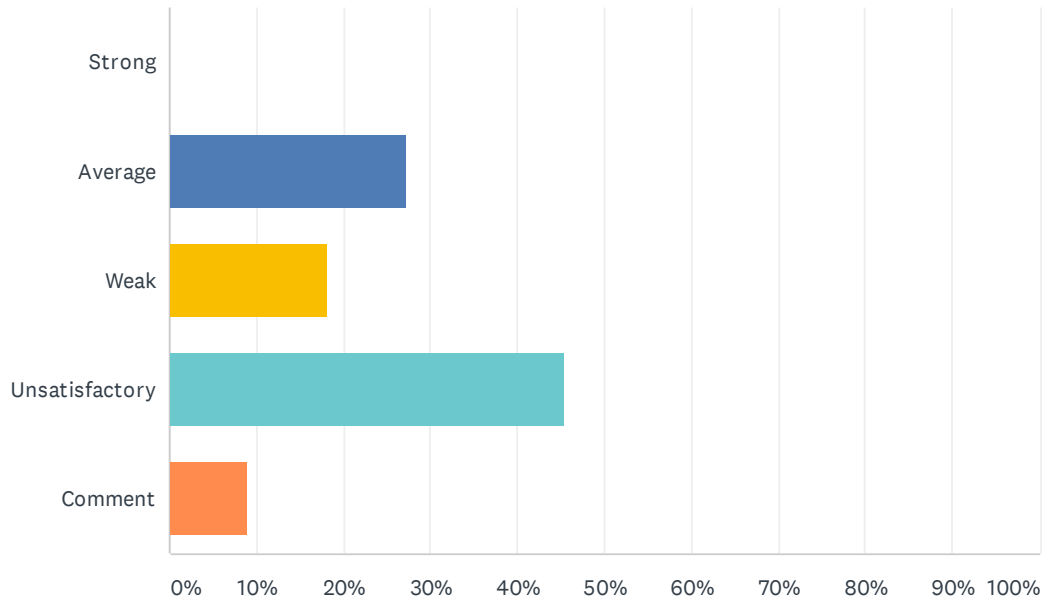
ANSWER CHOICES	RESPONSES
Strong	9.09% 1
Average	27.27% 3
Weak	18.18% 2
Unsatisfactory	45.45% 5
<b>TOTAL</b>	<b>11</b>

#	COMMENTS	DATE
	There are no responses.	



## Q12 Administration processes ODR's (Office Disciplinary Referrals) within 48 hours and supports staff when discipline moves beyond classroom managed behaviors.

Answered: 11 Skipped: 0

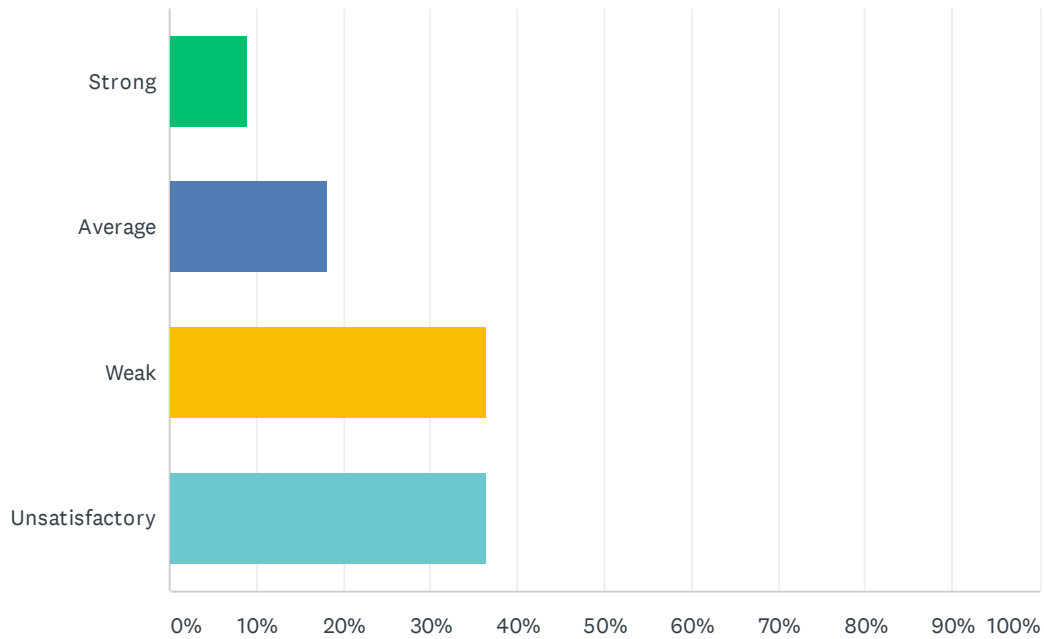


ANSWER CHOICES	RESPONSES
Strong	0.00% 0
Average	27.27% 3
Weak	18.18% 2
Unsatisfactory	45.45% 5
Comment	9.09% 1
<b>TOTAL</b>	<b>11</b>

#	COMMENT	DATE
1	N/A. Does not pertain to me this year. Cannot comment on something I have no knowledge of.	1/13/2020 12:28 PM

### Q13 Administration treats teachers as professionals; the teacher's word is not disregarded in favor of the student's.

Answered: 11 Skipped: 0



ANSWER CHOICES	RESPONSES
Strong	9.09% 1
Average	18.18% 2
Weak	36.36% 4
Unsatisfactory	36.36% 4
<b>TOTAL</b>	<b>11</b>

#	COMMENT	DATE
1	No spot for comment on question number 9: If a parent makes a comment, it is not questioned. The parent is automatically right.	2/9/2020 2:15 PM
2	As far as I know of.	1/13/2020 12:28 PM

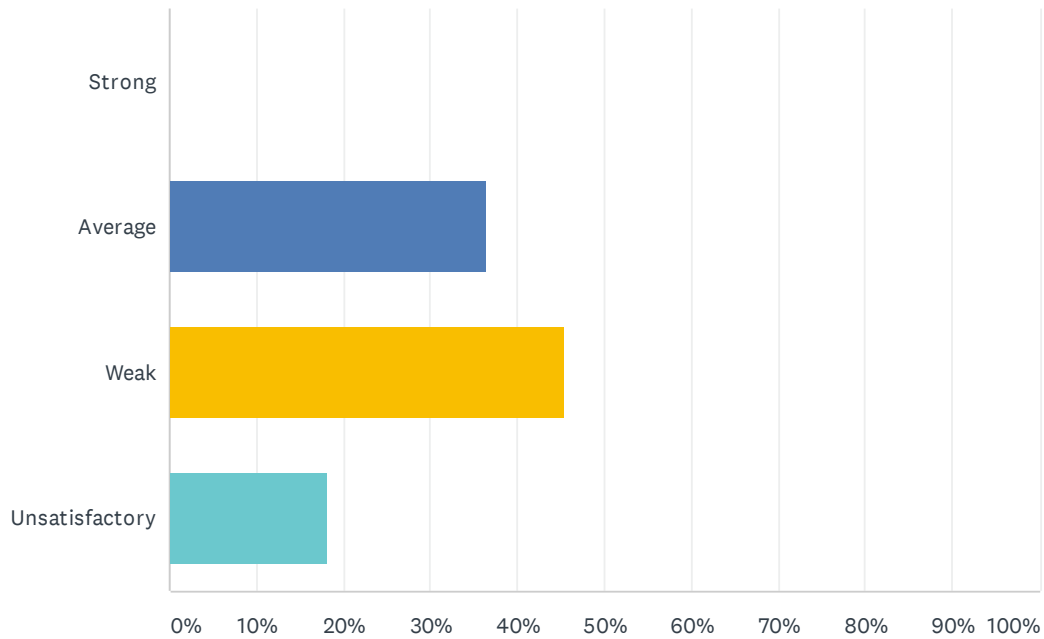
## Q14 How do you feel that your administration positively/negatively impacts working conditions at your site?

Answered: 8 Skipped: 3

#	RESPONSES	DATE
1	Ms. Kwon is not approachable, for staff or students.	2/27/2020 3:15 PM
2	Kwon has little respect for her staff and it shows.	2/27/2020 3:11 PM
3	Ms. Kwon does not understand the various grades and sees everything as a one size fits all.	2/23/2020 11:05 AM
4	Morale is down. There is a lot of favoritism. I witnessed the principal violating the rights of an aide who was involuntarily transferred. The aide asked for her Weingarten rights and Principal told aide she did not need a union rep. The aide asked 3 times, principal kept stating she did not need one, tricked her into her office. The aide received a letter (she was transferred). He rights were violated.	2/9/2020 2:15 PM
5	Negatively: lack of direct communication.	2/6/2020 10:23 PM
6	Negatively impacts working conditions at our site.	1/26/2020 10:58 AM
7	Communication could be better. I'd like to be made aware of changes prior to decisions being made. That way all voices are hear. However, administration may not need to include all staff in decisions, so for that, I can't say administration negatively impacts working conditions.	1/13/2020 12:28 PM
8	It's not a pleasant environment.	1/8/2020 4:09 PM

## Q15 Site staff is involved in setting school policies and budgetary priorities.

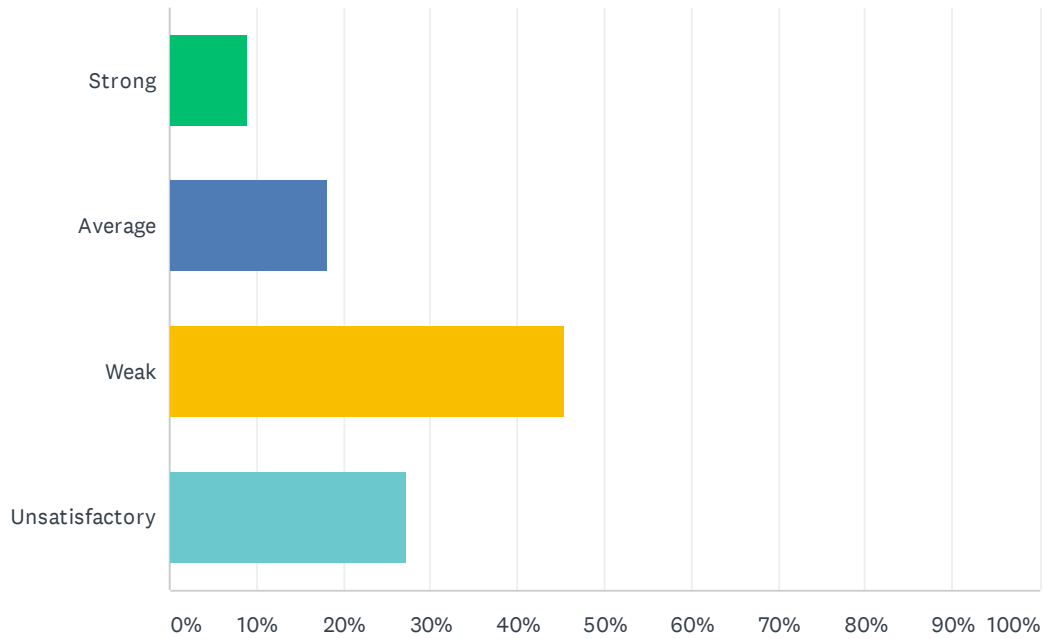
Answered: 11 Skipped: 0



ANSWER CHOICES	RESPONSES	
Strong	0.00%	0
Average	36.36%	4
Weak	45.45%	5
Unsatisfactory	18.18%	2
<b>TOTAL</b>		<b>11</b>

## Q16 Site meetings are productive and not excessive.

Answered: 11 Skipped: 0

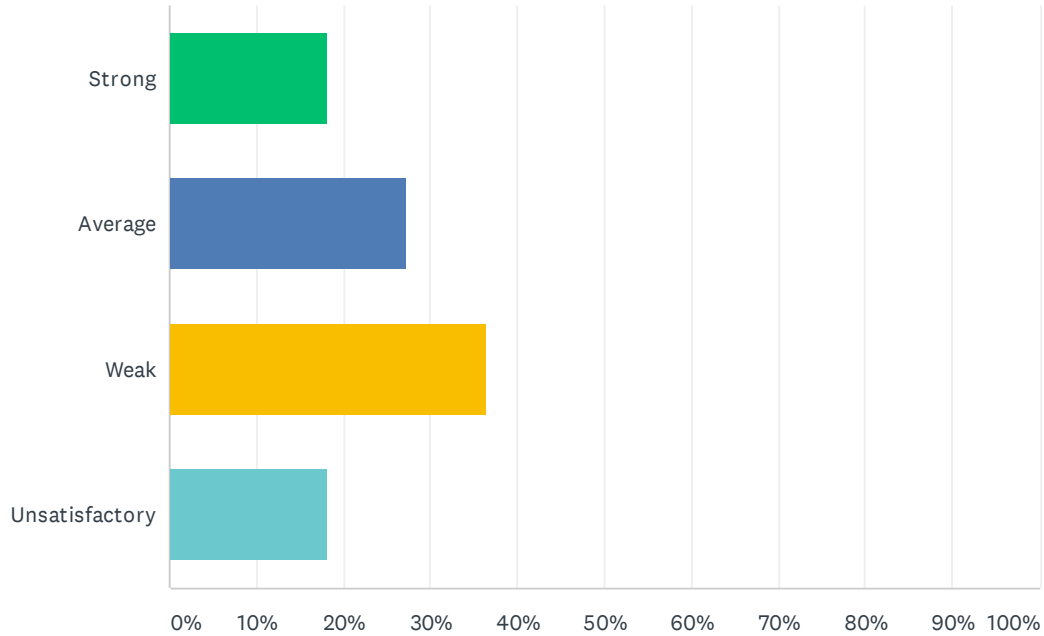


ANSWER CHOICES	RESPONSES
Strong	9.09% 1
Average	18.18% 2
Weak	45.45% 5
Unsatisfactory	27.27% 3
<b>TOTAL</b>	<b>11</b>

#	COMMENT	DATE
	There are no responses.	

**Q17 Bank days are used for PLC activities; Site administration uses two Bank Days a month and staff gets uninterrupted planning/preparation time twice a month during Bank Days.**

Answered: 11 Skipped: 0

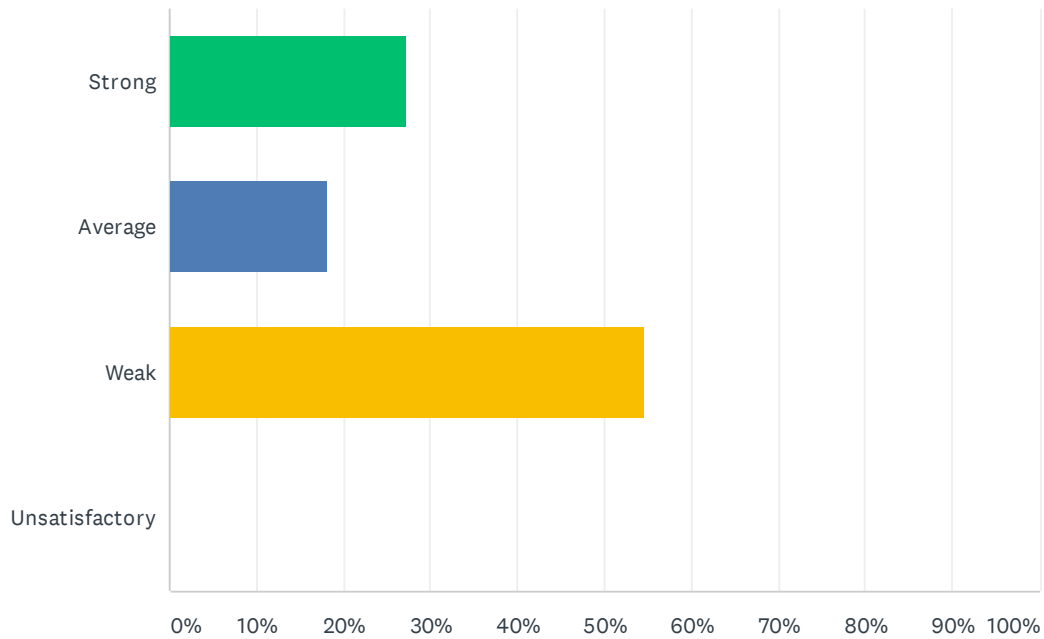


ANSWER CHOICES	RESPONSES
Strong	18.18% 2
Average	27.27% 3
Weak	36.36% 4
Unsatisfactory	18.18% 2
<b>TOTAL</b>	<b>11</b>

#	COMMENT	DATE
	There are no responses.	

### Q18 My site receives daily consecutive uninterrupted planning/preparation time. (30 minutes / 40 minutes)

Answered: 11 Skipped: 0

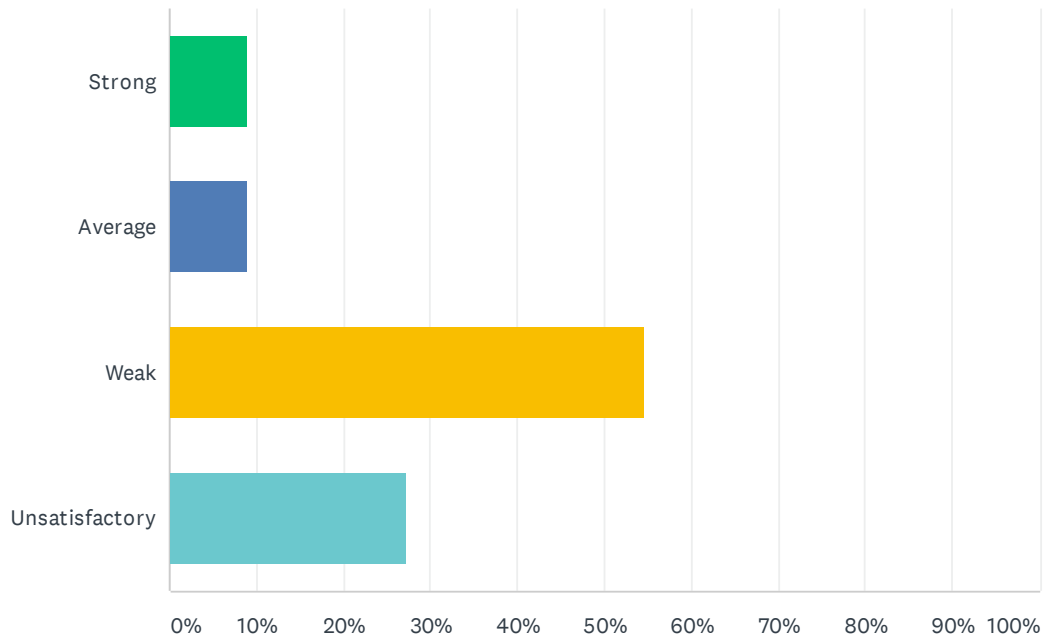


ANSWER CHOICES	RESPONSES
Strong	27.27% 3
Average	18.18% 2
Weak	54.55% 6
Unsatisfactory	0.00% 0
<b>TOTAL</b>	<b>11</b>

#	COMMENT	DATE
	There are no responses.	

### Q19 Staff is given time to input district required data (ie. Benchmarks, Dibels, CFAs, Report Card, and etc).

Answered: 11 Skipped: 0

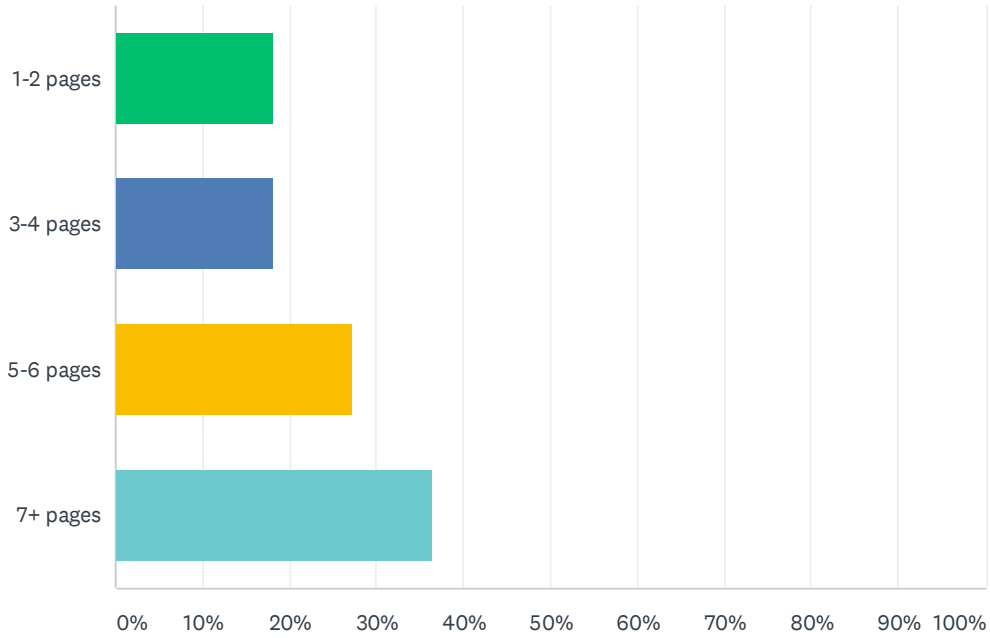


ANSWER CHOICES	RESPONSES
Strong	9.09% 1
Average	9.09% 1
Weak	54.55% 6
Unsatisfactory	27.27% 3
<b>TOTAL</b>	<b>11</b>



## Q20 Teachers are required to submit complete, but not excessively lengthy lesson plans.

Answered: 11 Skipped: 0

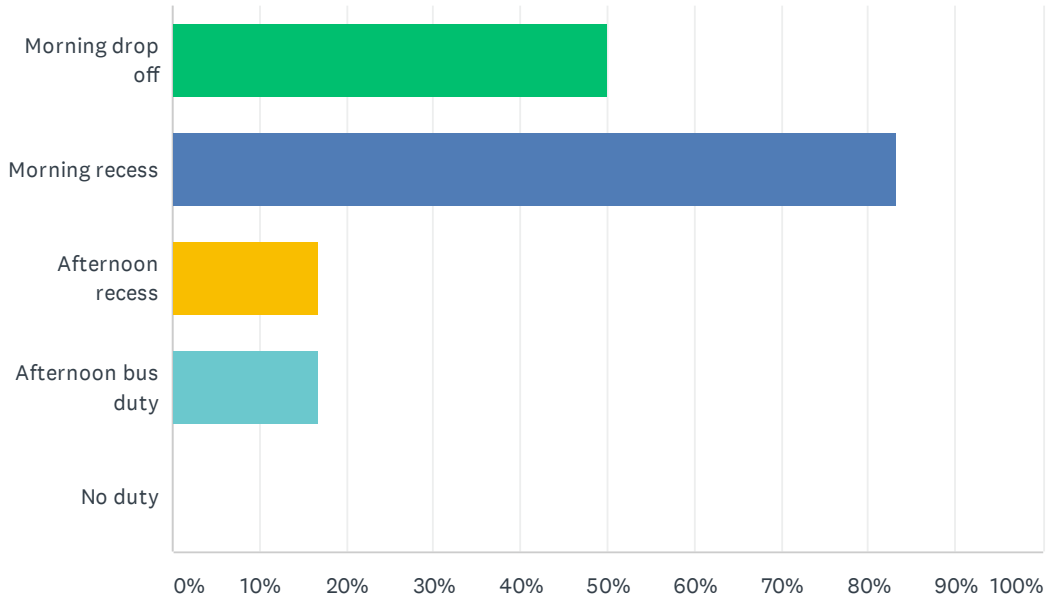


ANSWER CHOICES	RESPONSES
1-2 pages	18.18% 2
3-4 pages	18.18% 2
5-6 pages	27.27% 3
7+ pages	36.36% 4
TOTAL	11

#	COMMENT	DATE
	There are no responses.	

## Q21 Staff has recess and/or bus duty.

Answered: 6 Skipped: 5

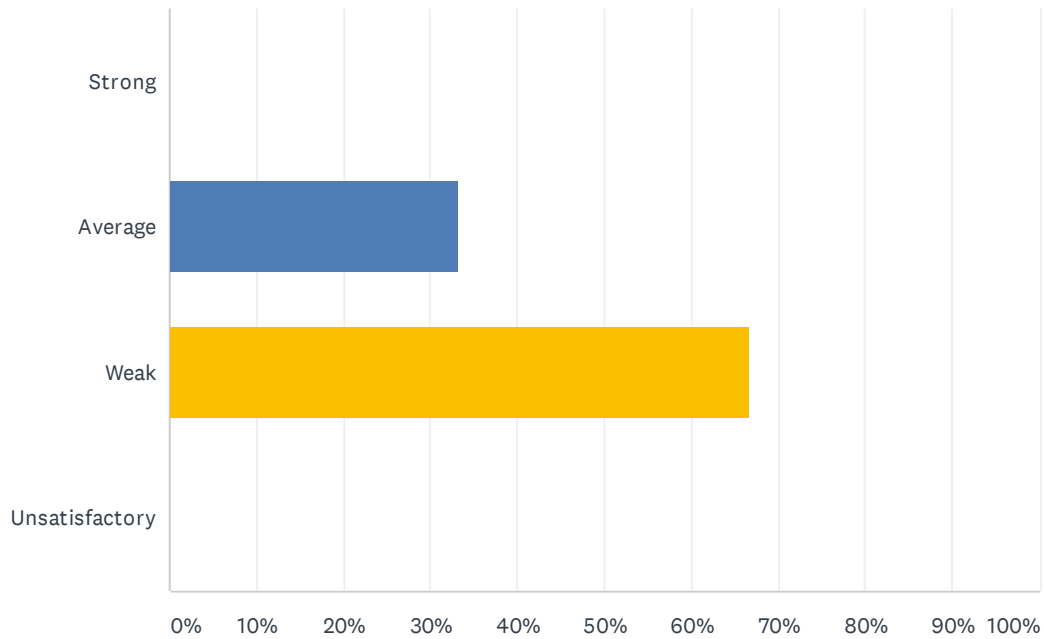


ANSWER CHOICES	RESPONSES
Morning drop off	50.00% 3
Morning recess	83.33% 5
Afternoon recess	16.67% 1
Afternoon bus duty	16.67% 1
No duty	0.00% 0
Total Respondents: 6	

#	COMMENT	DATE
1	on rainy days schedule they have asked teachers on occasion to open their doors for students before starting time (8am).	2/9/2020 2:19 PM

## Q22 The Special Education Department is assisting you with your questions, problems, and concerns.

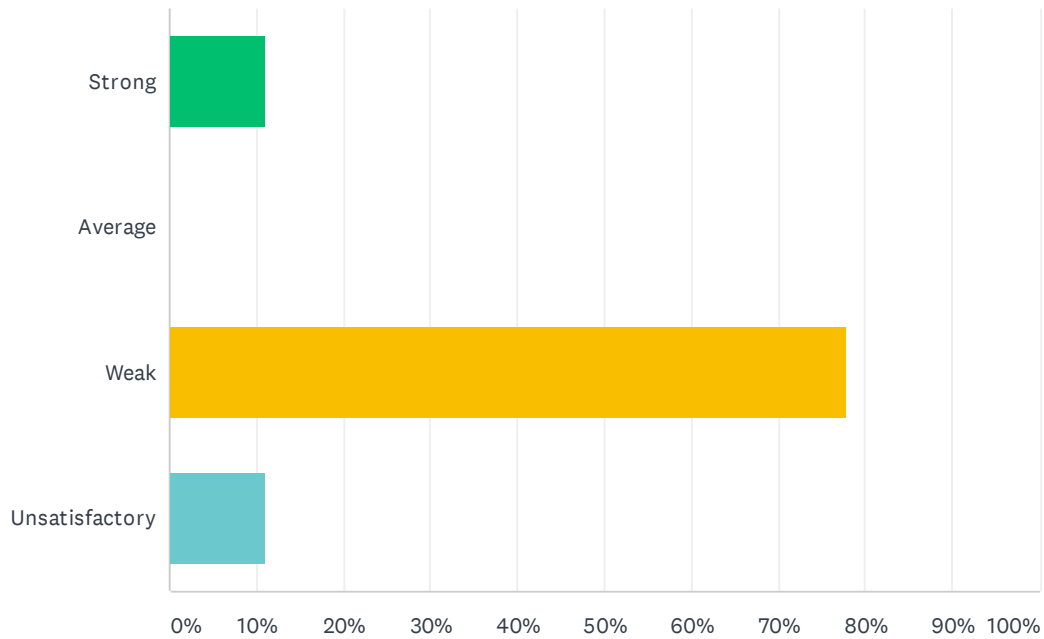
Answered: 9 Skipped: 2



ANSWER CHOICES	RESPONSES	
Strong	0.00%	0
Average	33.33%	3
Weak	66.67%	6
Unsatisfactory	0.00%	0
<b>TOTAL</b>		<b>9</b>

## Q23 Special Education class size is balanced within each program to ensure student safety and individualized instruction.

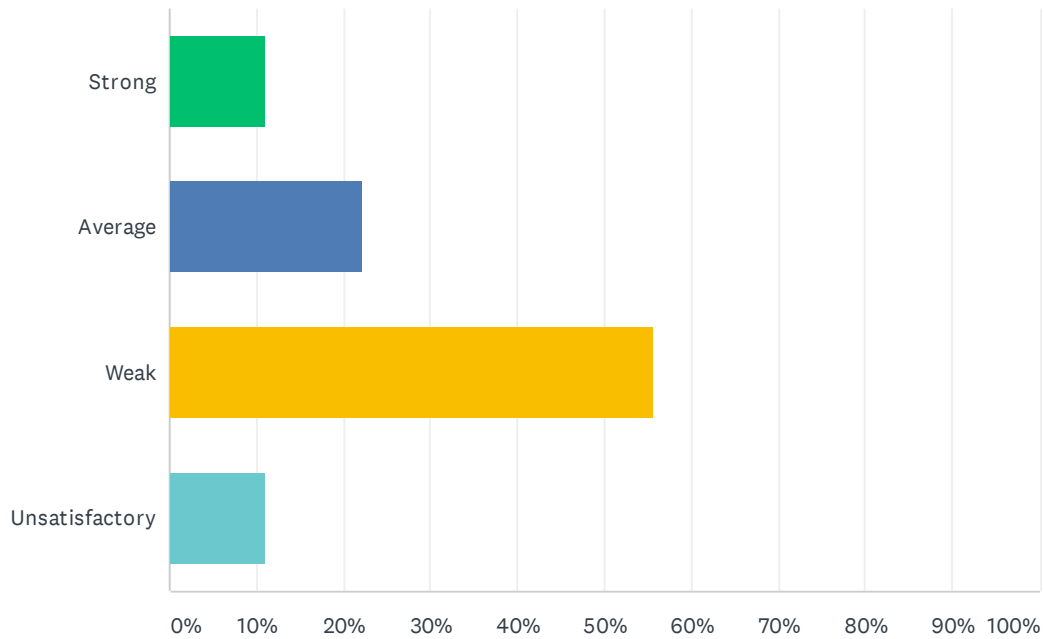
Answered: 9 Skipped: 2



ANSWER CHOICES	RESPONSES	
Strong	11.11%	1
Average	0.00%	0
Weak	77.78%	7
Unsatisfactory	11.11%	1
<b>TOTAL</b>		<b>9</b>

## Q24 Special education teachers have opportunities to participate in school-based, content area staff development.

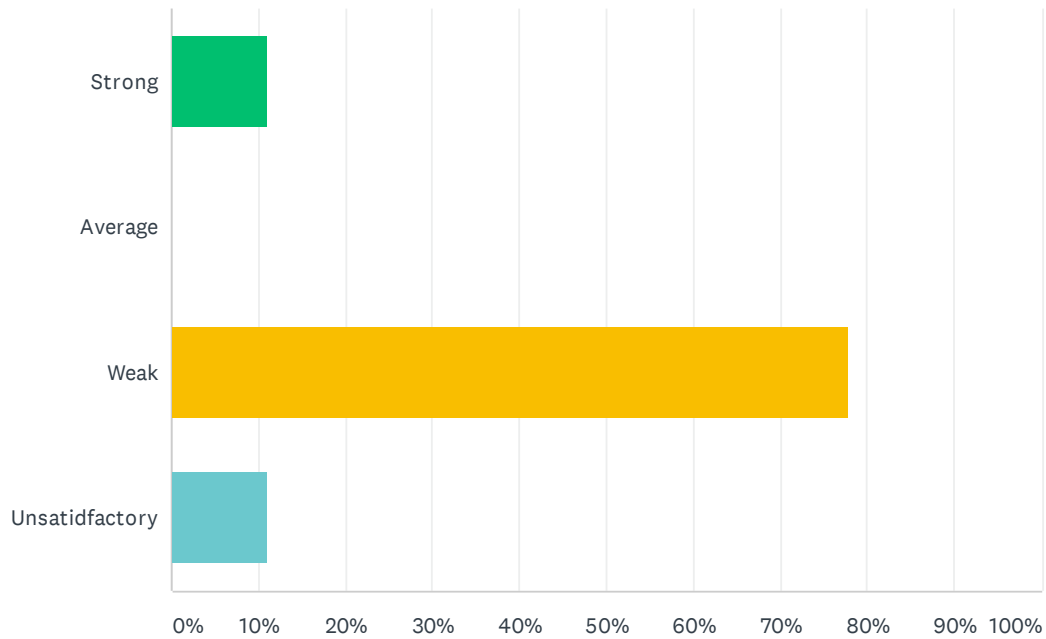
Answered: 9 Skipped: 2



ANSWER CHOICES	RESPONSES
Strong	11.11% 1
Average	22.22% 2
Weak	55.56% 5
Unsatisfactory	11.11% 1
<b>TOTAL</b>	<b>9</b>

## Q25 Special education teachers have needed access to ALL instructional resources provided to the general education teachers.

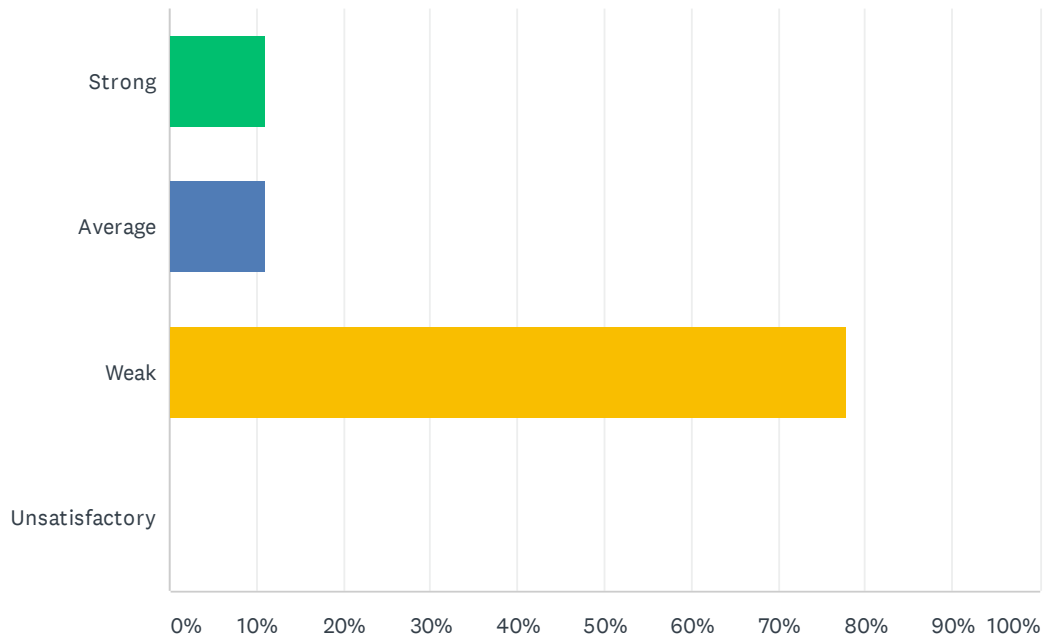
Answered: 9 Skipped: 2



ANSWER CHOICES	RESPONSES
Strong	11.11% 1
Average	0.00% 0
Weak	77.78% 7
Unsatisfactory	11.11% 1
<b>TOTAL</b>	<b>9</b>

## Q26 Special education teachers are adequately trained in the administration of state assessments and District IEP's.

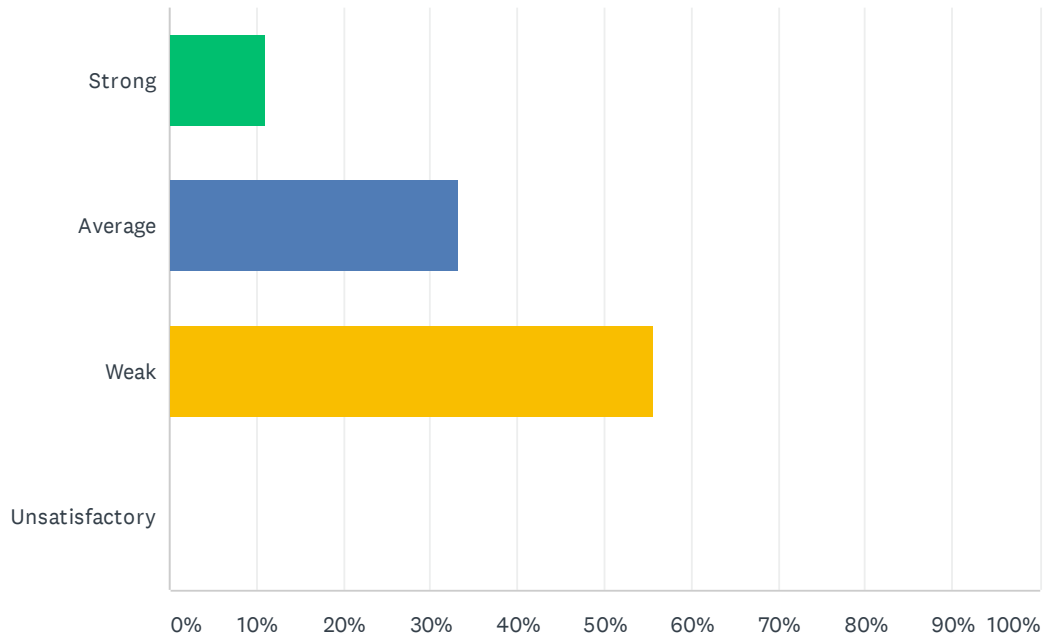
Answered: 9 Skipped: 2



ANSWER CHOICES	RESPONSES	
Strong	11.11%	1
Average	11.11%	1
Weak	77.78%	7
Unsatisfactory	0.00%	0
<b>TOTAL</b>		<b>9</b>

### Q27 The site principal is accessible to discuss special education issues.

Answered: 9 Skipped: 2

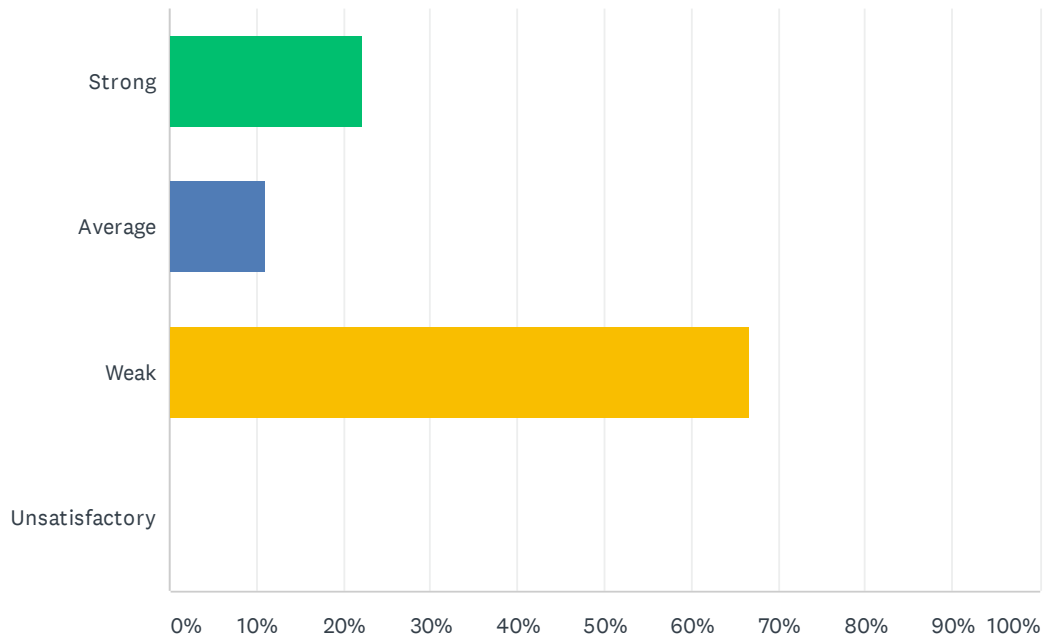


ANSWER CHOICES	RESPONSES	
Strong	11.11%	1
Average	33.33%	3
Weak	55.56%	5
Unsatisfactory	0.00%	0
<b>TOTAL</b>		<b>9</b>



## Q28 The site principal promotes equal opportunities for all students to learn.

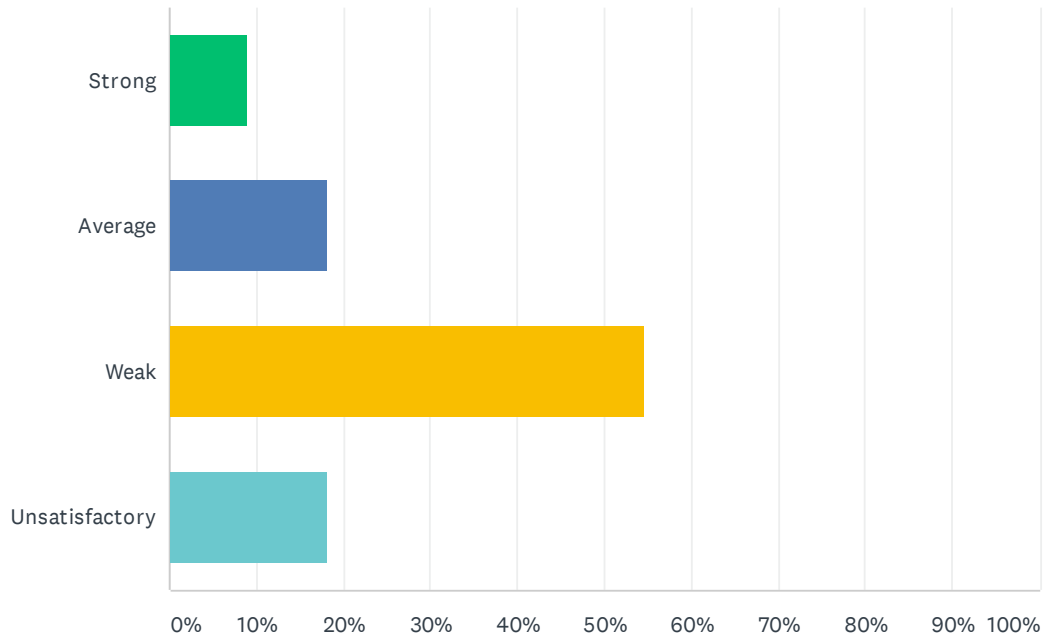
Answered: 9 Skipped: 2



ANSWER CHOICES	RESPONSES	
Strong	22.22%	2
Average	11.11%	1
Weak	66.67%	6
Unsatisfactory	0.00%	0
<b>TOTAL</b>		<b>9</b>

## Q29 PBIS is used effectively and is improving behavior.

Answered: 11 Skipped: 0

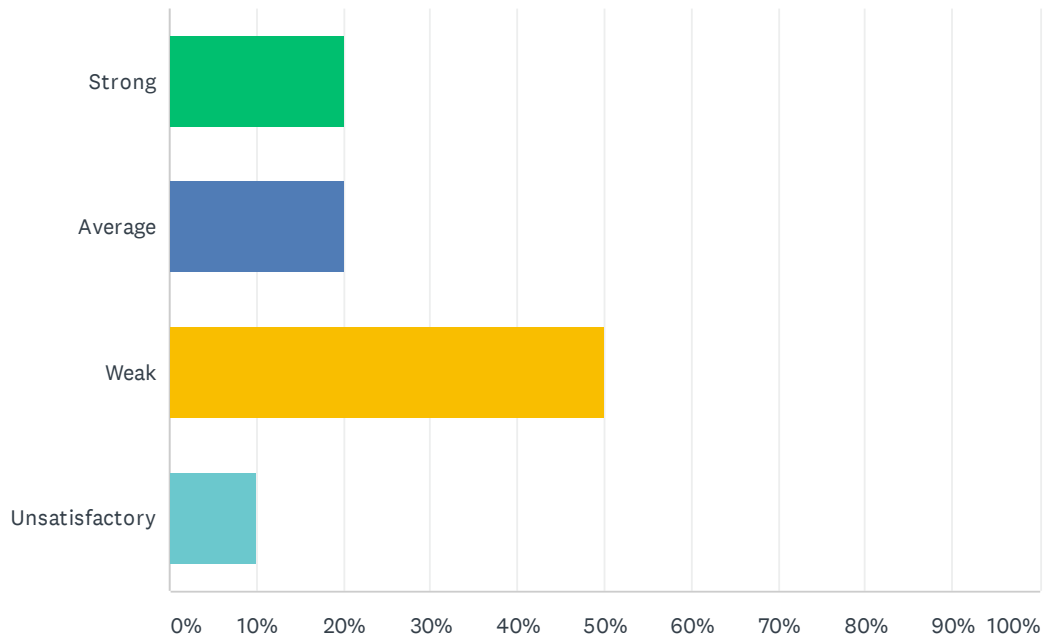


ANSWER CHOICES	RESPONSES	
Strong	9.09%	1
Average	18.18%	2
Weak	54.55%	6
Unsatisfactory	18.18%	2
<b>TOTAL</b>		<b>11</b>

#	COMMENT	DATE
1	Many times while asking for assistance for a behavior issue, PBIS staff comes into classroom and rewards students. Students lash out more often because they want PBIS to come in to classroom to give reward/attention.	2/9/2020 2:23 PM

### Q30 PBIS and Behavior Intervention Specialists are creating a safer environment at my site.

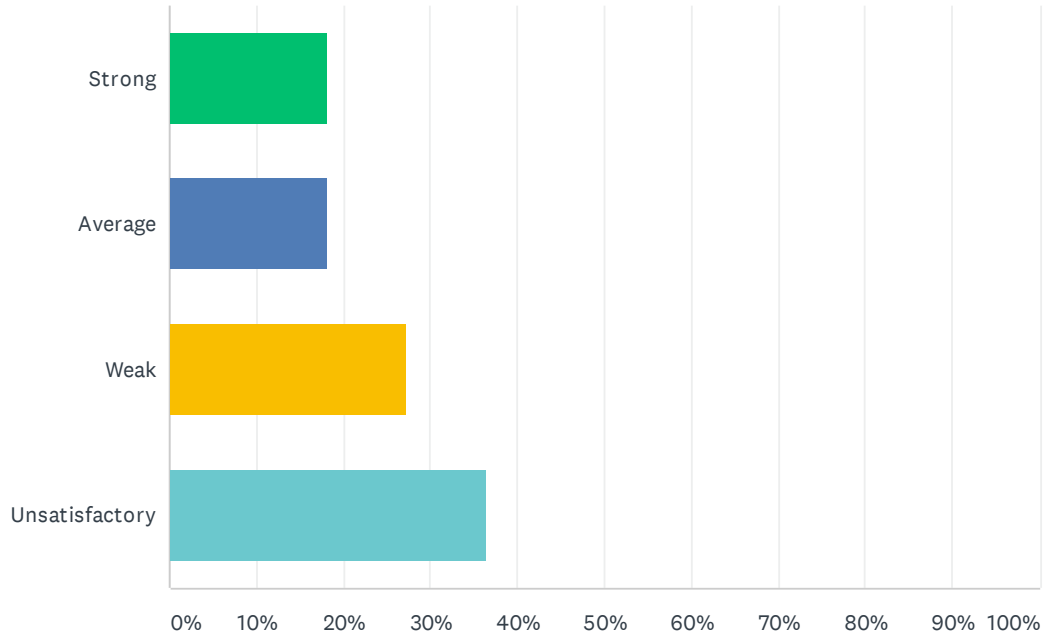
Answered: 10 Skipped: 1



ANSWER CHOICES	RESPONSES	
Strong	20.00%	2
Average	20.00%	2
Weak	50.00%	5
Unsatisfactory	10.00%	1
<b>TOTAL</b>		<b>10</b>

### Q31 Staff and students feel safe at my site.

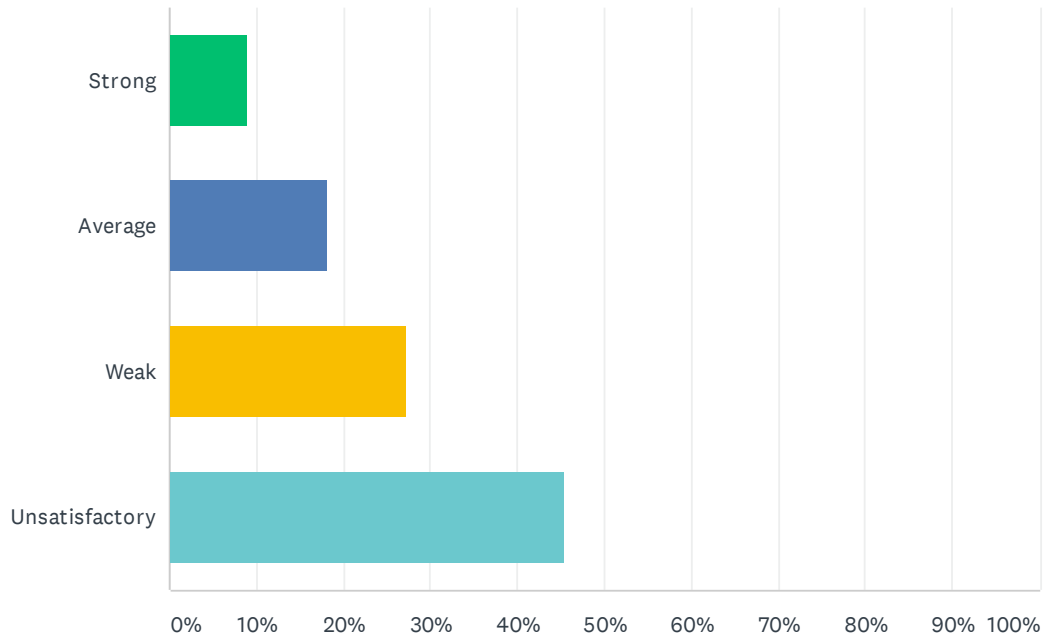
Answered: 11 Skipped: 0



ANSWER CHOICES	RESPONSES	
Strong	18.18%	2
Average	18.18%	2
Weak	27.27%	3
Unsatisfactory	36.36%	4
<b>TOTAL</b>		<b>11</b>

### Q32 Discipline is improving at my site and not interfering with learning.

Answered: 11 Skipped: 0

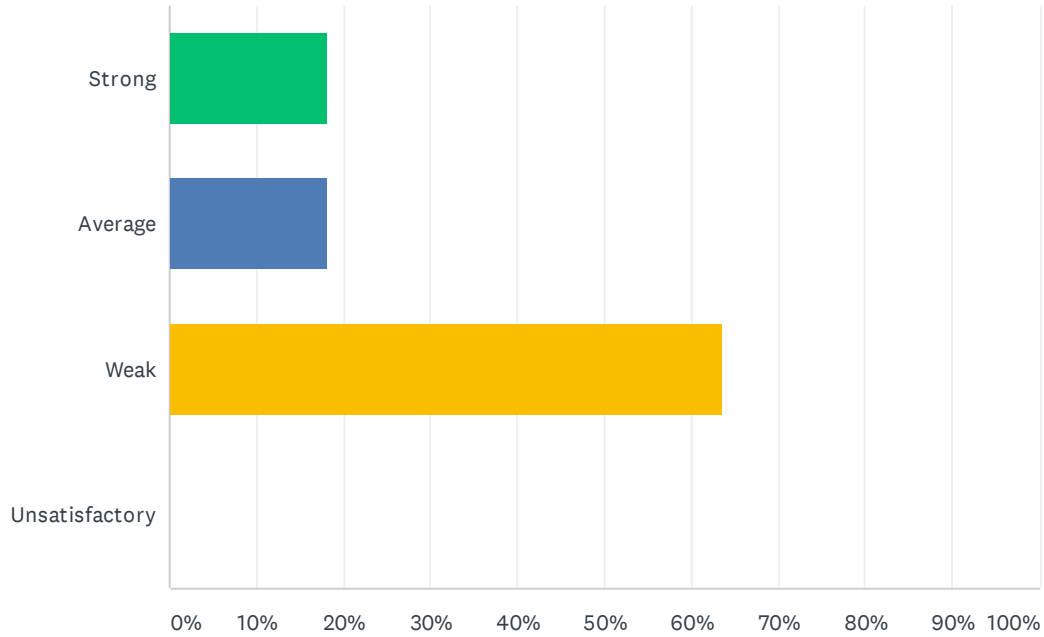


ANSWER CHOICES	RESPONSES
Strong	9.09% 1
Average	18.18% 2
Weak	27.27% 3
Unsatisfactory	45.45% 5
<b>TOTAL</b>	<b>11</b>

#	COMMENT	DATE
	There are no responses.	

### Q33 Positive referrals are an effective tool in improving discipline.

Answered: 11 Skipped: 0

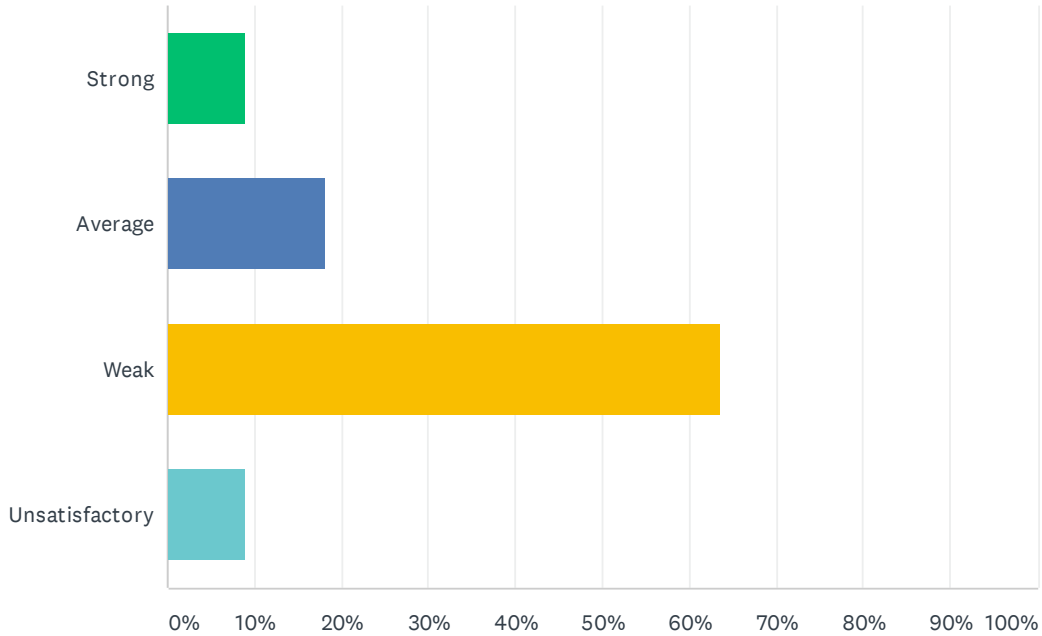


ANSWER CHOICES	RESPONSES	
Strong	18.18%	2
Average	18.18%	2
Weak	63.64%	7
Unsatisfactory	0.00%	0
<b>TOTAL</b>		<b>11</b>

#	COMMENT	DATE
	There are no responses.	

### Q34 When ODR's (office disciplinary referral) are written the teacher's word is valued and trusted.

Answered: 11 Skipped: 0

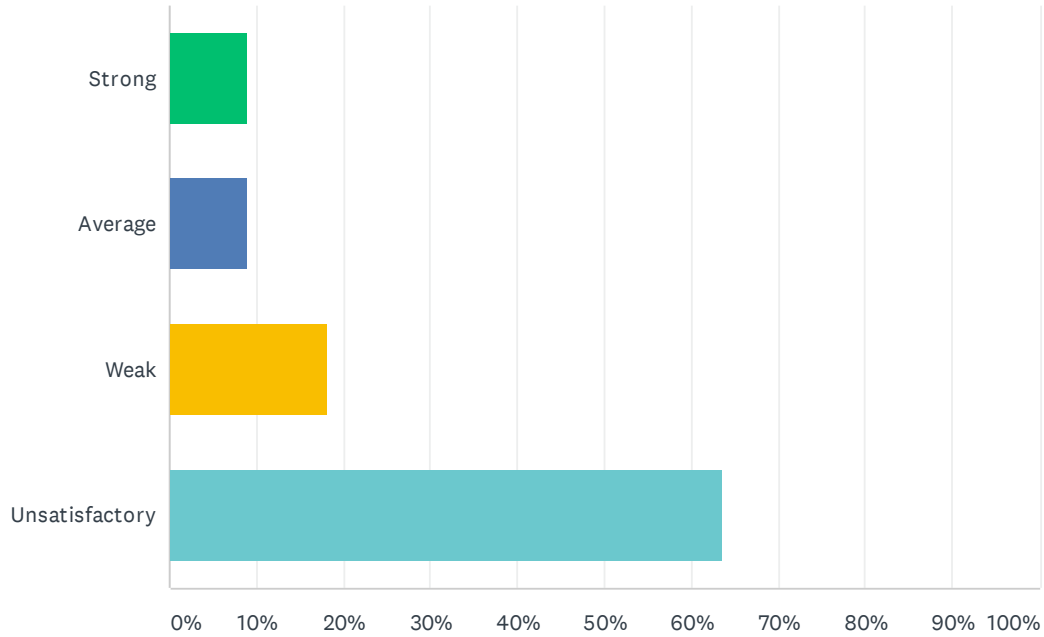


ANSWER CHOICES	RESPONSES
Strong	9.09% 1
Average	18.18% 2
Weak	63.64% 7
Unsatisfactory	9.09% 1
<b>TOTAL</b>	<b>11</b>

#	COMMENT	DATE
	There are no responses.	

### Q35 My site has a positive atmosphere.

Answered: 11 Skipped: 0



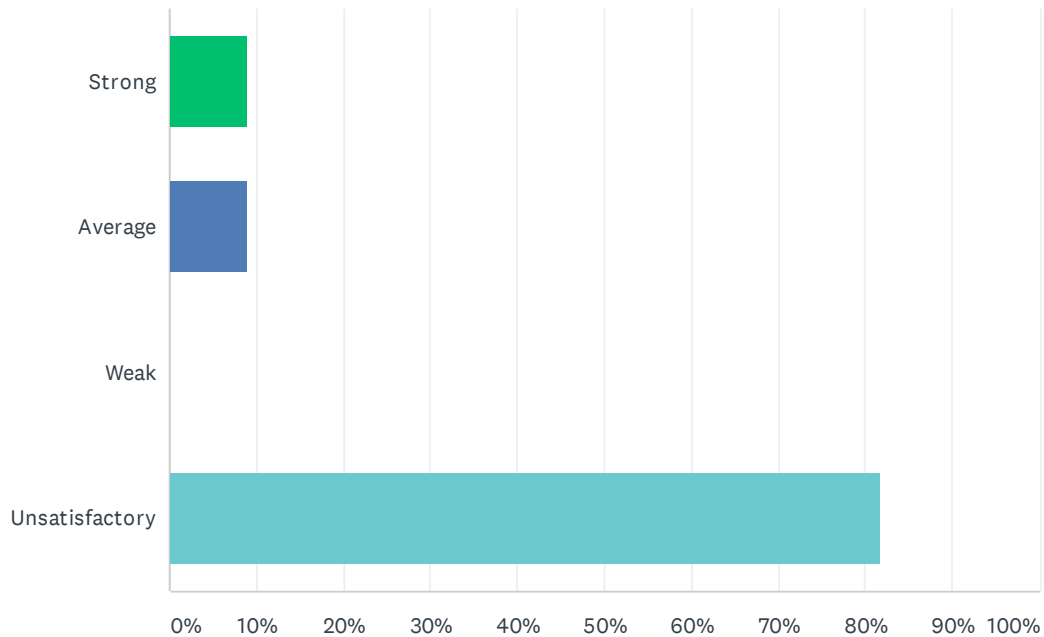
ANSWER CHOICES	RESPONSES
Strong	9.09% 1
Average	9.09% 1
Weak	18.18% 2
Unsatisfactory	63.64% 7
<b>TOTAL</b>	<b>11</b>

#	COMMENT	DATE
	There are no responses.	



### Q36 I would recommend my site to other employees and prospective teachers.

Answered: 11 Skipped: 0

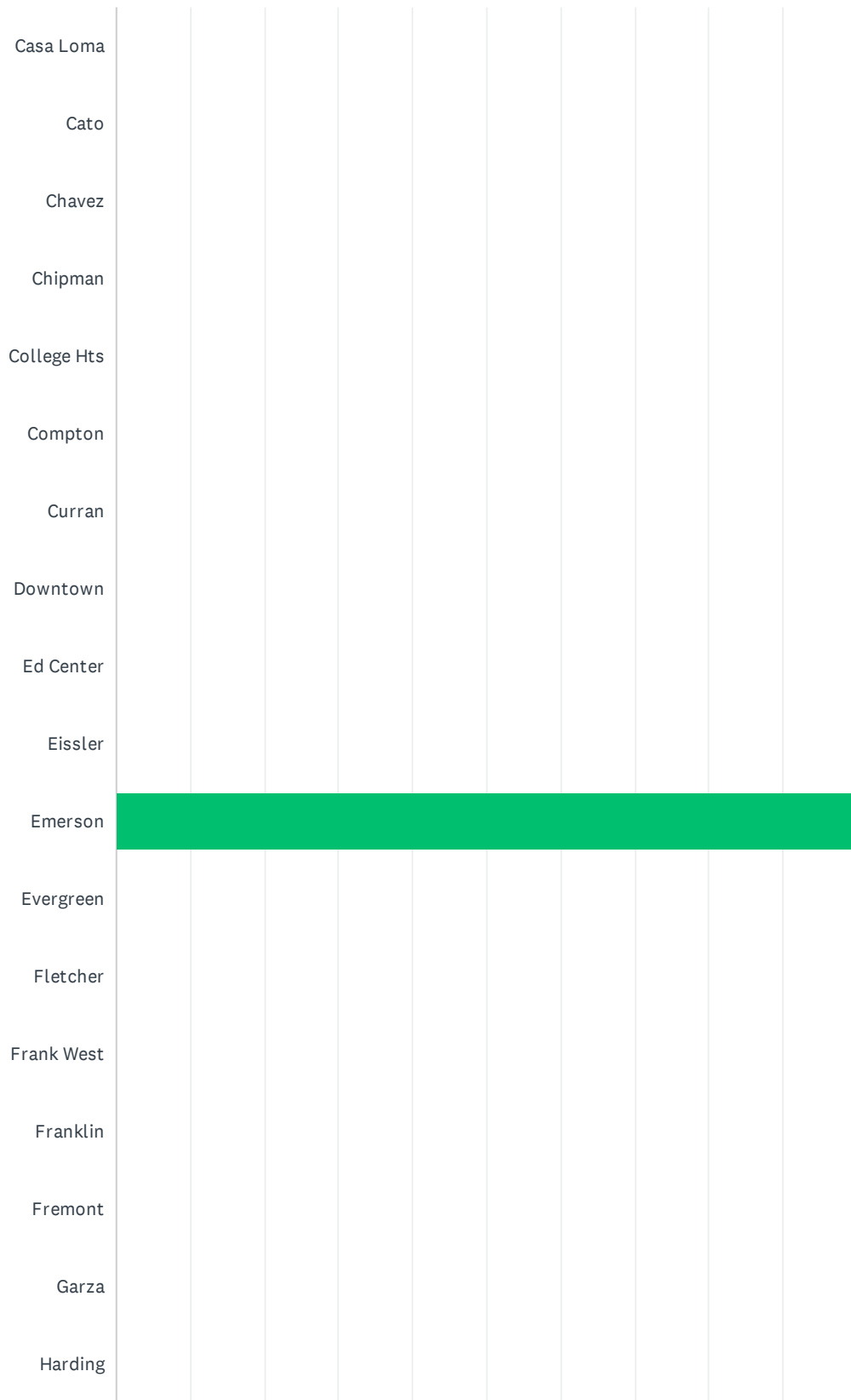


ANSWER CHOICES	RESPONSES
Strong	9.09% 1
Average	9.09% 1
Weak	0.00% 0
Unsatisfactory	81.82% 9
<b>TOTAL</b>	<b>11</b>

#	COMMENT	DATE
1	We have not had an effective leader since Johnson. The closest would have been Luter, but we lost her to Kwon. Until this site has a leader that knows how to lead I would warn others to stay away.	2/23/2020 11:11 AM
2	I would recommend they avoid this site at all cost (unless they become a favorite).	2/9/2020 2:23 PM
3	There is no support from administrators. If you are not OCD and don't keep your room clutter free and don't stay on schedule you are targeted. She also has run off some of the BEST teachers on campus who have been there for years. She is not there to help you. She wants teachers that are just like her and the ones that are new and she can mold to be like her. She does not care about the school either, if she did she WOULD NOT have come in changing school colors that have been there since 1949 because SHE does not like those colors. If she cared she would have respect for the parents that attended the school and now have their kids there. It's like a HS with a school mascot and colors set when the school was built. Parents pump up their children to be ready to represent those colors well it's the same here.	1/26/2020 11:17 AM

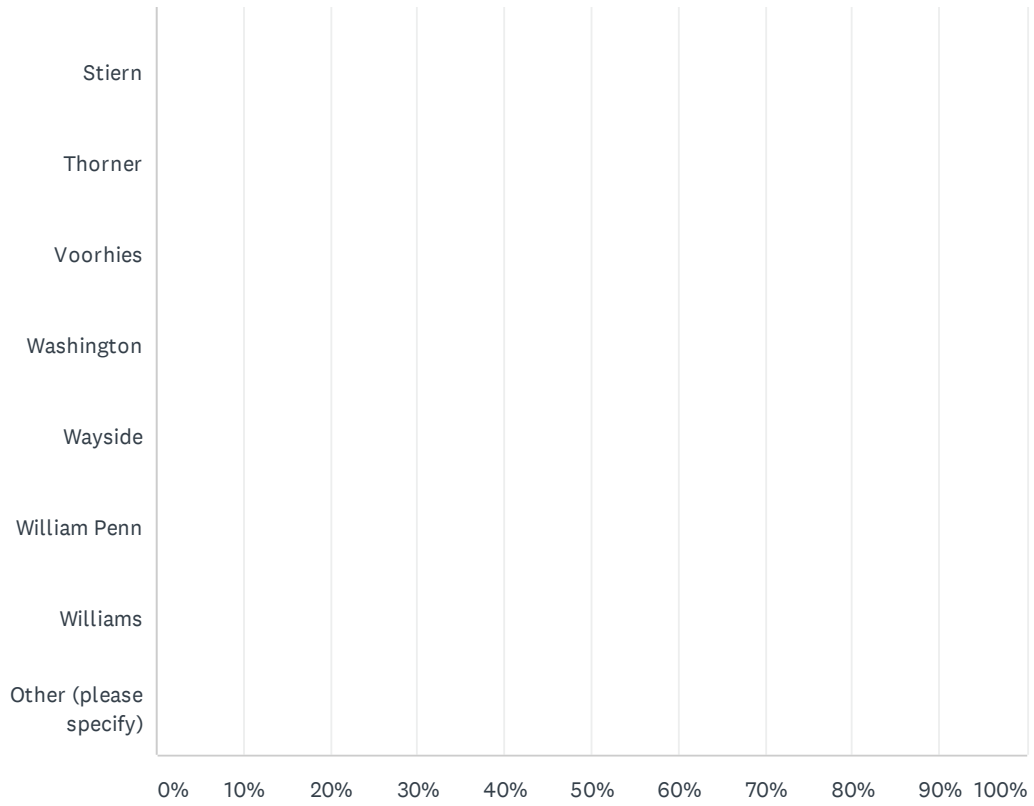
# Q1 School Site (If you work at multiple sites choose your home site OR complete a survey for each site at which you spend significant time.)

Answered: 9 Skipped: 0





2019-2020 BETA Administration/Site Climate Survey



2019-2020 BETA Administration/Site Climate Survey

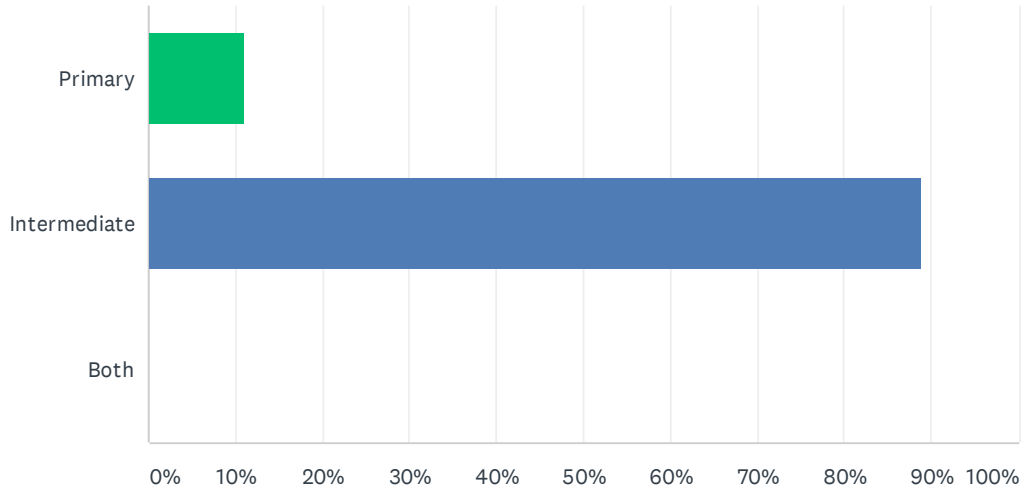
ANSWER CHOICES	RESPONSES	
Casa Loma	0.00%	0
Cato	0.00%	0
Chavez	0.00%	0
Chipman	0.00%	0
College Hts	0.00%	0
Compton	0.00%	0
Curran	0.00%	0
Downtown	0.00%	0
Ed Center	0.00%	0
Eissler	0.00%	0
Emerson	100.00%	9
Evergreen	0.00%	0
Fletcher	0.00%	0
Frank West	0.00%	0
Franklin	0.00%	0
Fremont	0.00%	0
Garza	0.00%	0
Harding	0.00%	0
Harris	0.00%	0
Horace Mann	0.00%	0
Hort	0.00%	0
Jefferson	0.00%	0
Longfellow	0.00%	0
McKinley	0.00%	0
Mt.Vernon	0.00%	0
Munsey	0.00%	0
Nichols	0.00%	0
Noble	0.00%	0
Nurses	0.00%	0
Owens Intermediate	0.00%	0
Owens Primary	0.00%	0
Pauly	0.00%	0

2019-2020 BETA Administration/Site Climate Survey

Pioneer	0.00%	0
Rafer Johnson	0.00%	0
Roosevelt	0.00%	0
Sequoia	0.00%	0
Sierra	0.00%	0
Special Ed Office	0.00%	0
Stella Hills	0.00%	0
Stiern	0.00%	0
Thorner	0.00%	0
Voorhies	0.00%	0
Washington	0.00%	0
Wayside	0.00%	0
William Penn	0.00%	0
Williams	0.00%	0
Other (please specify)	0.00%	0
Total Respondents: 9		

## Q2 Instructional Grade Level or Support Services

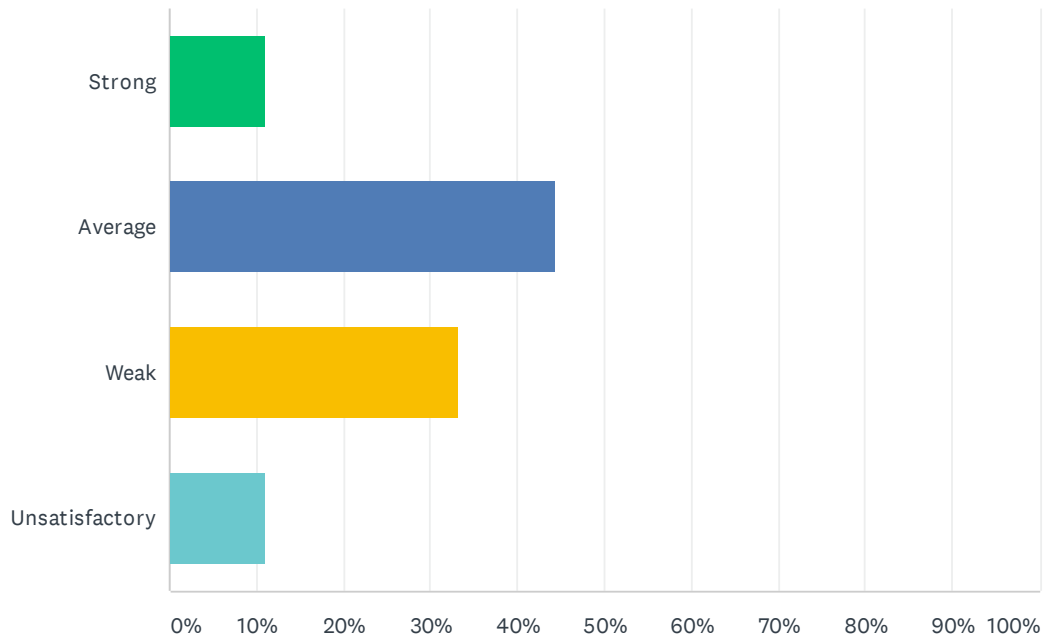
Answered: 9 Skipped: 0



ANSWER CHOICES	RESPONSES	
Primary	11.11%	1
Intermediate	88.89%	8
Both	0.00%	0
<b>TOTAL</b>		<b>9</b>

### Q3 Site administration is sensitive to the needs of students, staff, and community.

Answered: 9 Skipped: 0

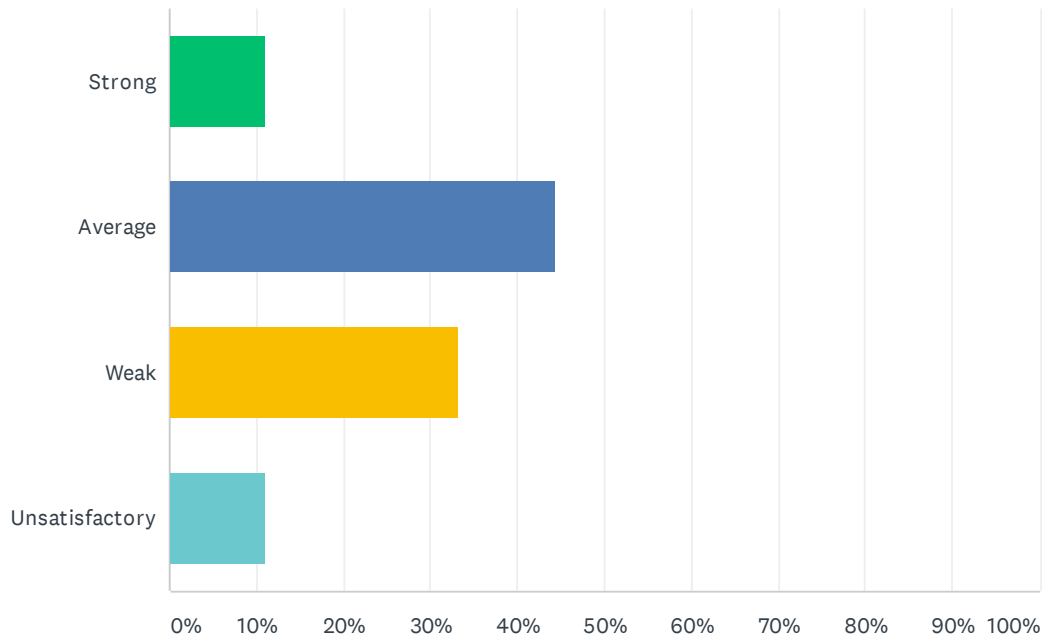


ANSWER CHOICES	RESPONSES	
Strong	11.11%	1
Average	44.44%	4
Weak	33.33%	3
Unsatisfactory	11.11%	1
TOTAL		9



## Q4 Site administration treats staff with respect; you feel like a valued member of a team

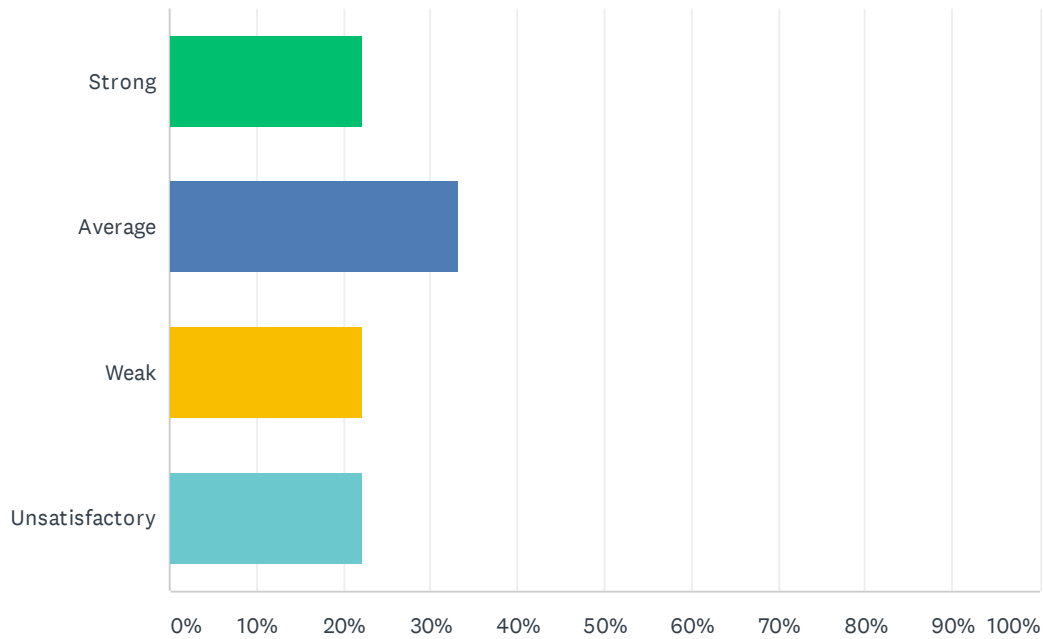
Answered: 9 Skipped: 0



ANSWER CHOICES	RESPONSES	
Strong	11.11%	1
Average	44.44%	4
Weak	33.33%	3
Unsatisfactory	11.11%	1
TOTAL		9

### Q5 Site administration conducts classroom visits (walk-through) in least the disruptive manner and leaves timely feedback (within 24 hours).

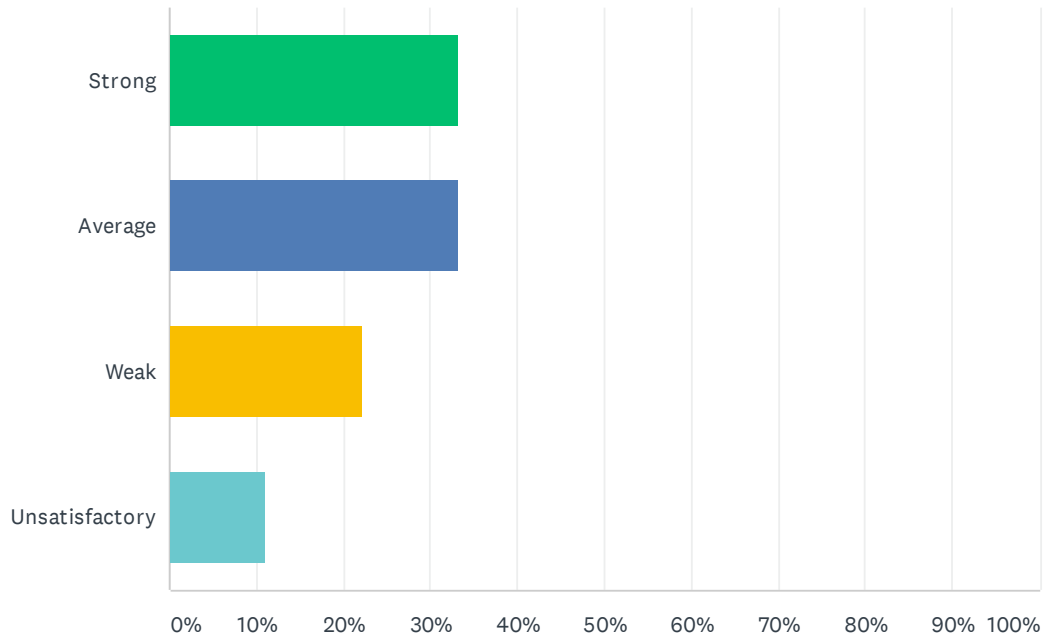
Answered: 9 Skipped: 0



ANSWER CHOICES	RESPONSES	
Strong	22.22%	2
Average	33.33%	3
Weak	22.22%	2
Unsatisfactory	22.22%	2
<b>TOTAL</b>		<b>9</b>

## Q6 Site administration follows the contract and respects personal rights.

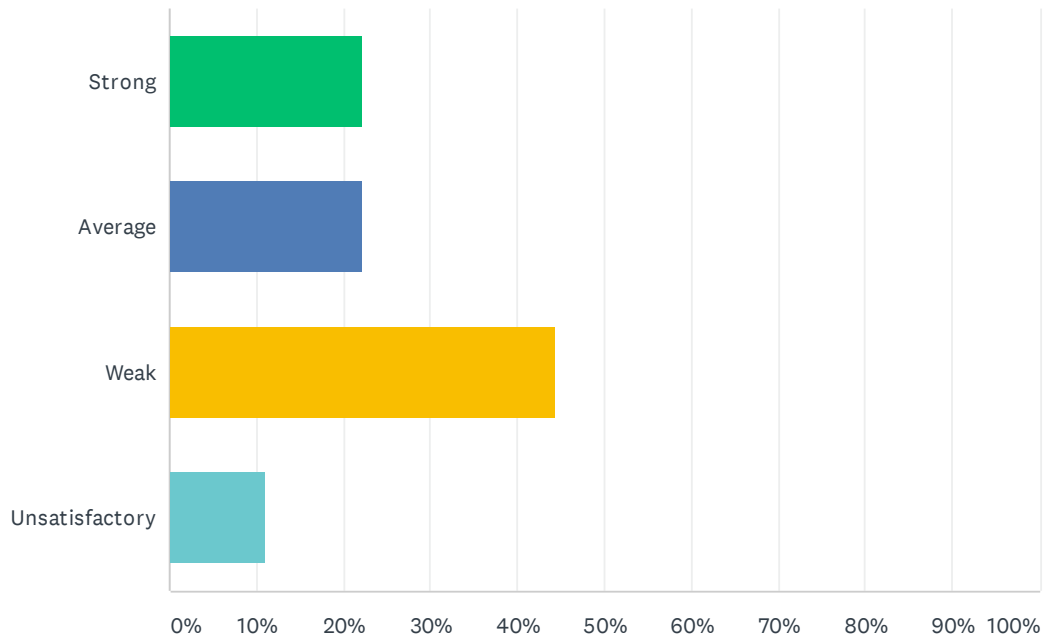
Answered: 9 Skipped: 0



ANSWER CHOICES	RESPONSES	
Strong	33.33%	3
Average	33.33%	3
Weak	22.22%	2
Unsatisfactory	11.11%	1
<b>TOTAL</b>		<b>9</b>

### Q7 Administration utilizes staff according to their job description (ie. Coaches, APL's, Specialists & Staff).

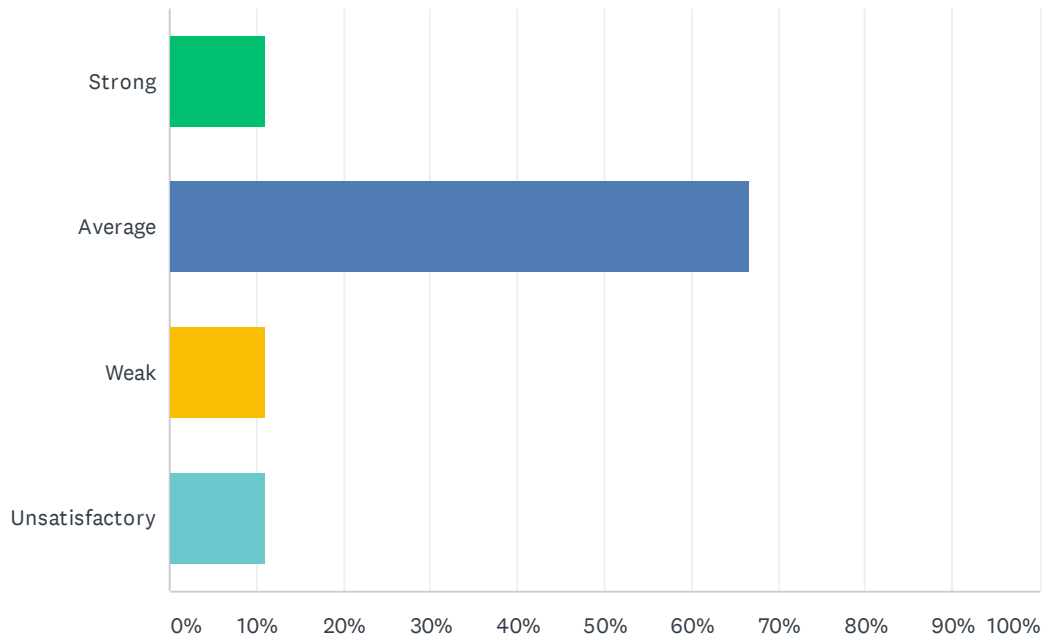
Answered: 9 Skipped: 0



ANSWER CHOICES	RESPONSES	
Strong	22.22%	2
Average	22.22%	2
Weak	44.44%	4
Unsatisfactory	11.11%	1
<b>TOTAL</b>		<b>9</b>

## Q8 Administration maintains open communication with staff, parents, and students.

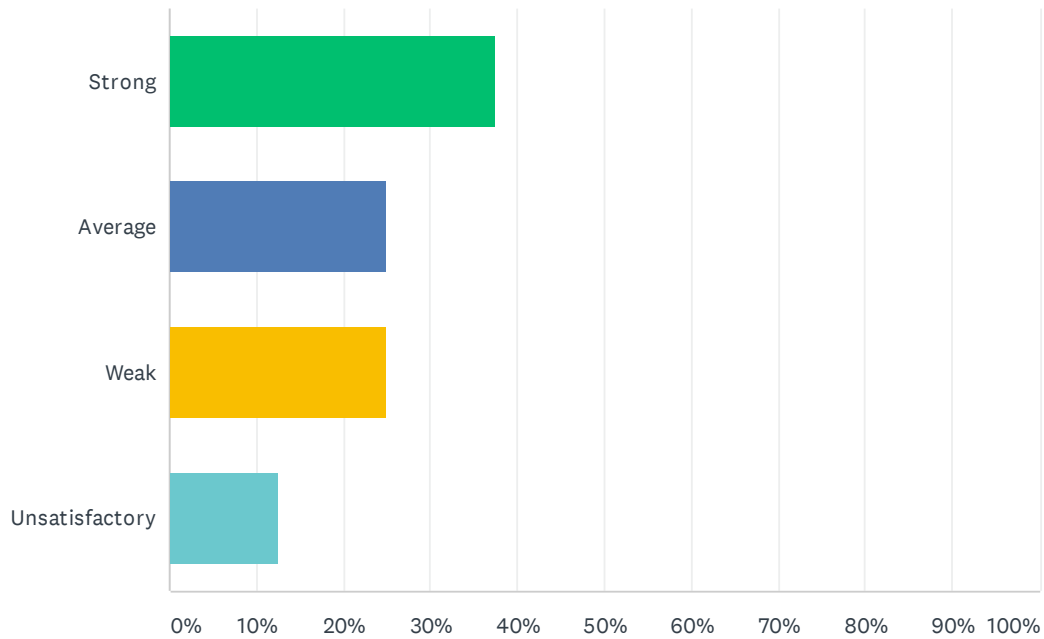
Answered: 9 Skipped: 0



ANSWER CHOICES	RESPONSES	
Strong	11.11%	1
Average	66.67%	6
Weak	11.11%	1
Unsatisfactory	11.11%	1
<b>TOTAL</b>		<b>9</b>

## Q9 Administration supports staff against attacks and criticism from parents.

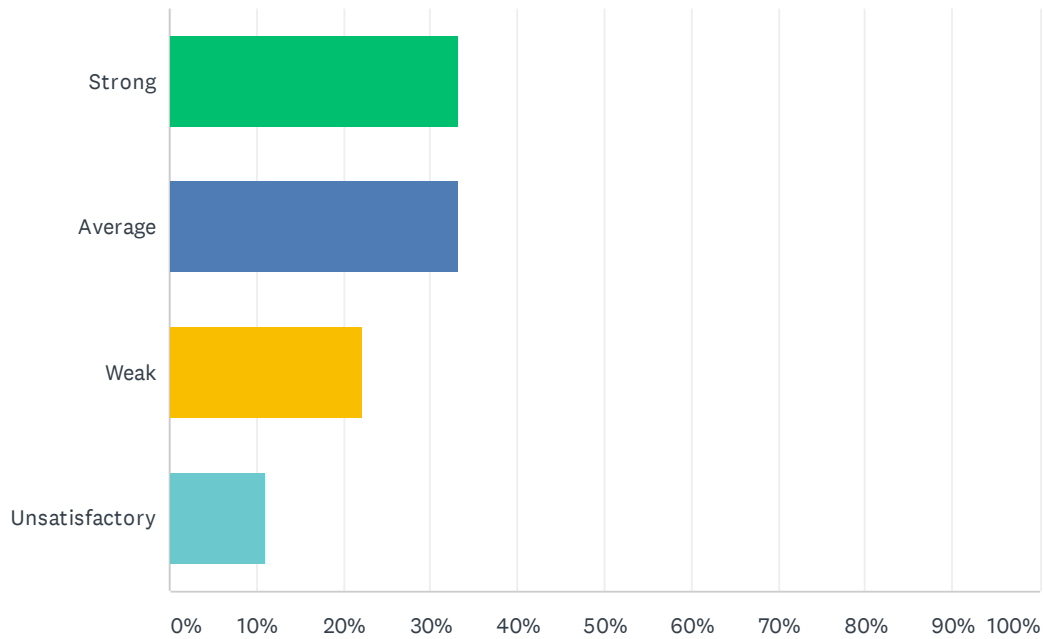
Answered: 8 Skipped: 1



ANSWER CHOICES	RESPONSES	
Strong	37.50%	3
Average	25.00%	2
Weak	25.00%	2
Unsatisfactory	12.50%	1
<b>TOTAL</b>		<b>8</b>

### Q10 Site administration treats all teachers equally; there is no preferential treatment.

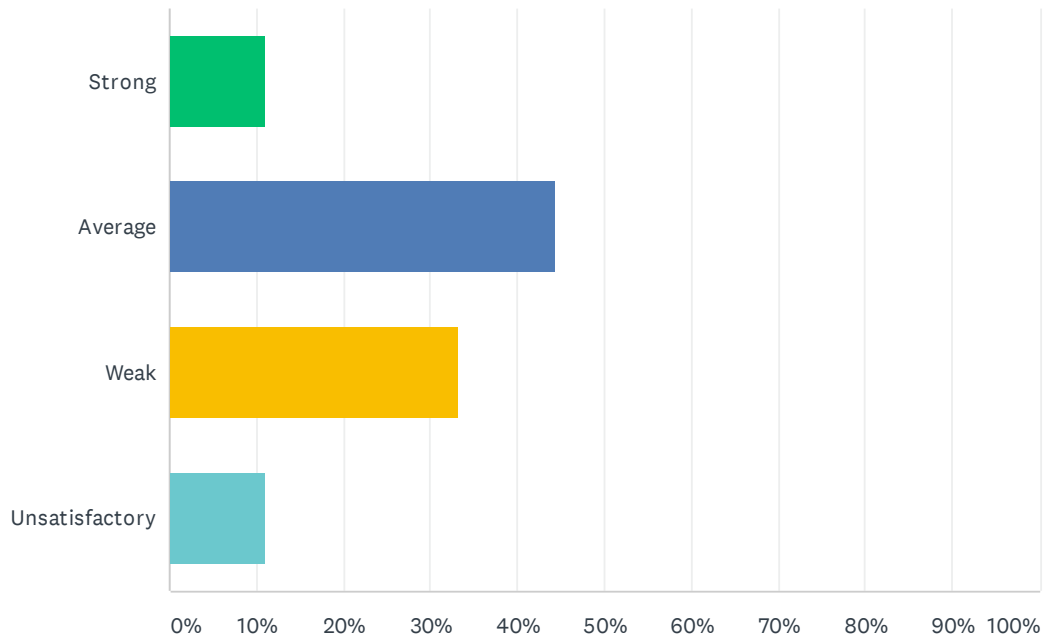
Answered: 9 Skipped: 0



ANSWER CHOICES	RESPONSES	
Strong	33.33%	3
Average	33.33%	3
Weak	22.22%	2
Unsatisfactory	11.11%	1
<b>TOTAL</b>		<b>9</b>

## Q11 Administration supports classroom discipline procedures and follows District discipline guidelines.

Answered: 9 Skipped: 0

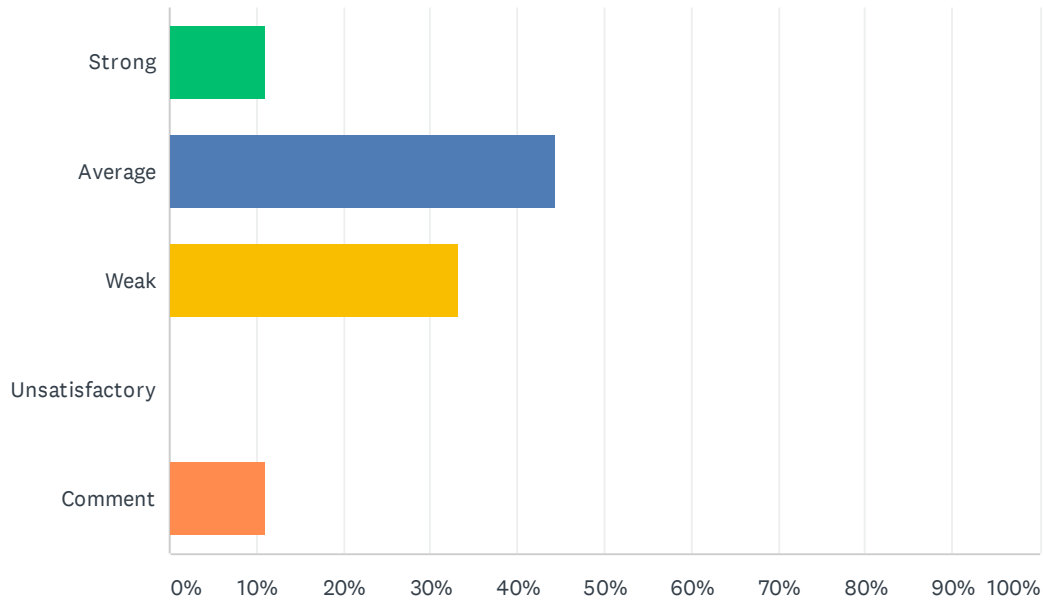


ANSWER CHOICES	RESPONSES	
Strong	11.11%	1
Average	44.44%	4
Weak	33.33%	3
Unsatisfactory	11.11%	1
<b>TOTAL</b>		<b>9</b>



### Q12 Administration processes ODR's (Office Disciplinary Referrals) within 48 hours and supports staff when discipline moves beyond classroom managed behaviors.

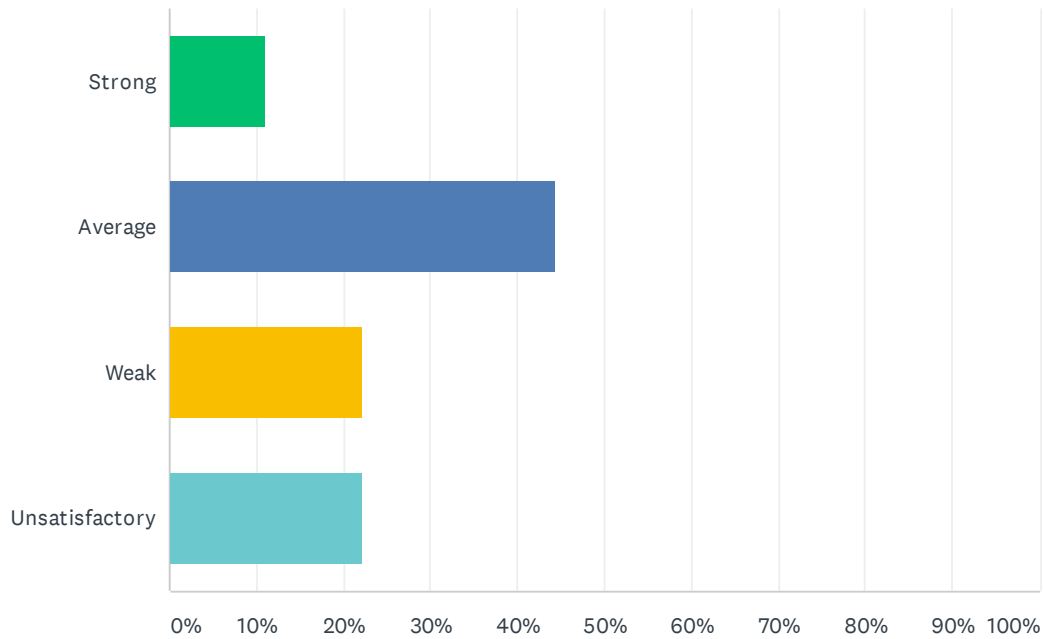
Answered: 9 Skipped: 0



ANSWER CHOICES	RESPONSES	
Strong	11.11%	1
Average	44.44%	4
Weak	33.33%	3
Unsatisfactory	0.00%	0
Comment	11.11%	1
<b>TOTAL</b>		<b>9</b>

### Q13 Administration treats teachers as professionals; the teacher's word is not disregarded in favor of the student's.

Answered: 9 Skipped: 0



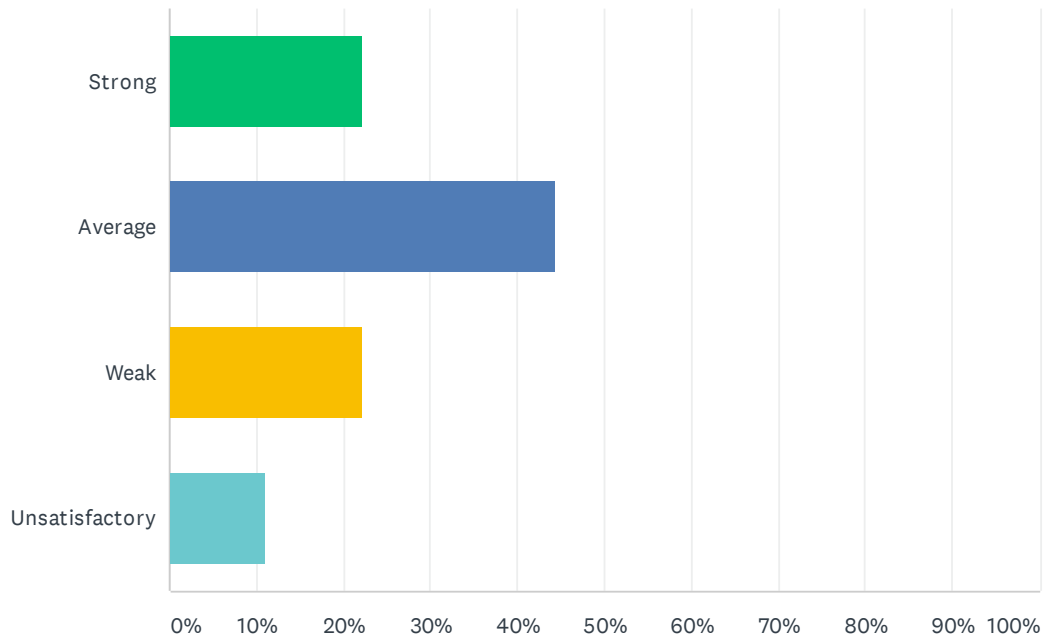
ANSWER CHOICES	RESPONSES	
Strong	11.11%	1
Average	44.44%	4
Weak	22.22%	2
Unsatisfactory	22.22%	2
<b>TOTAL</b>		<b>9</b>

**Q14 How do you feel that your administration positively/negatively impacts working conditions at your site?**

Answered: 5 Skipped: 4

### Q15 Site staff is involved in setting school policies and budgetary priorities.

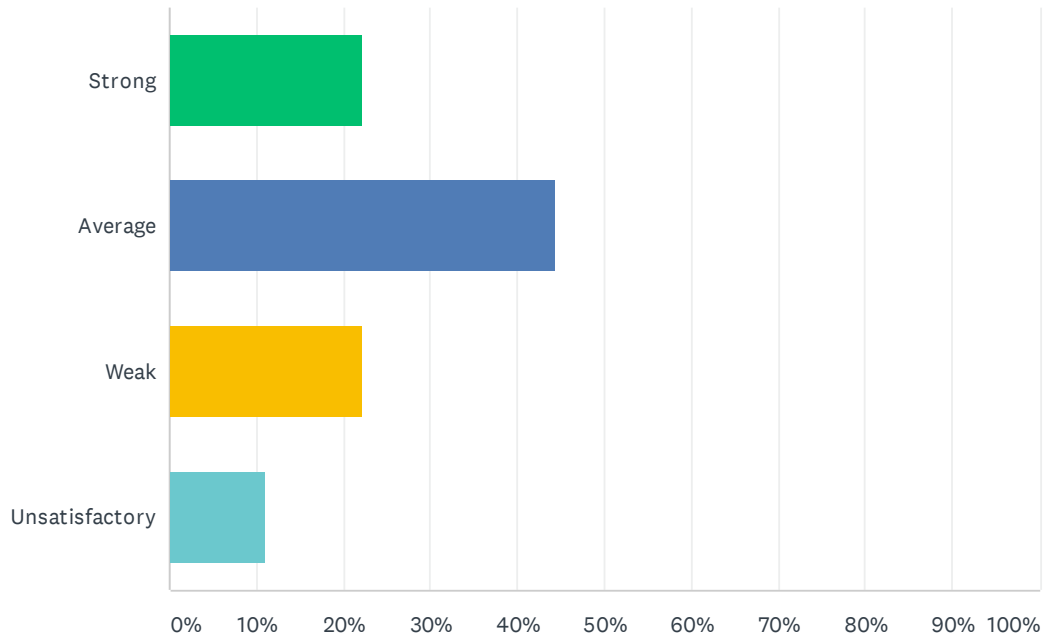
Answered: 9 Skipped: 0



ANSWER CHOICES	RESPONSES	
Strong	22.22%	2
Average	44.44%	4
Weak	22.22%	2
Unsatisfactory	11.11%	1
<b>TOTAL</b>		<b>9</b>

### Q16 Site meetings are productive and not excessive.

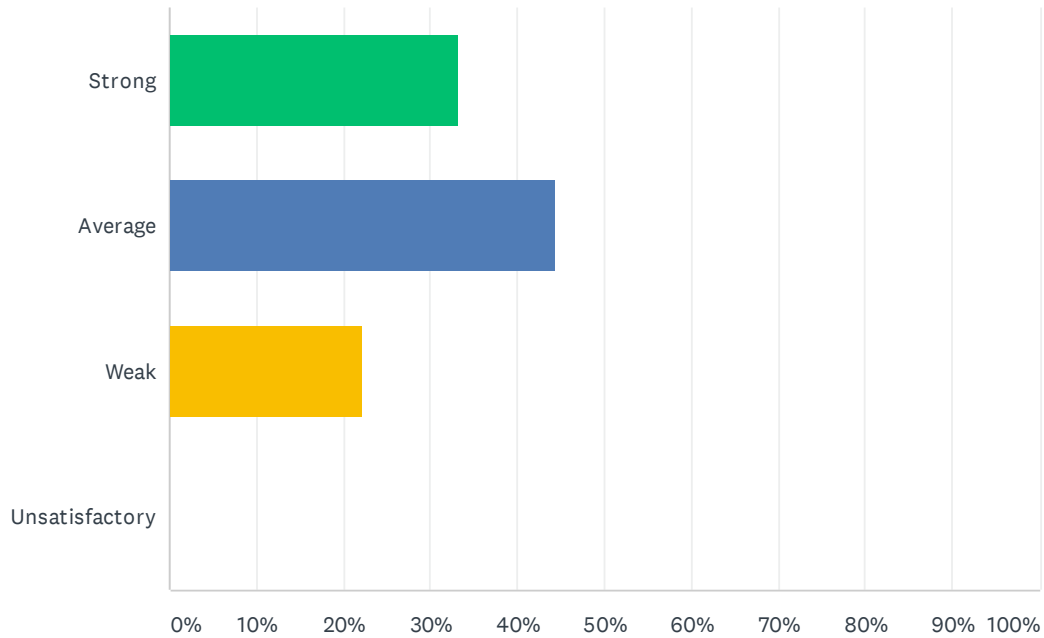
Answered: 9 Skipped: 0



ANSWER CHOICES	RESPONSES	
Strong	22.22%	2
Average	44.44%	4
Weak	22.22%	2
Unsatisfactory	11.11%	1
<b>TOTAL</b>		<b>9</b>

Q17 Bank days are used for PLC activities; Site administration uses two Bank Days a month and staff gets uninterrupted planning/preparation time twice a month during Bank Days.

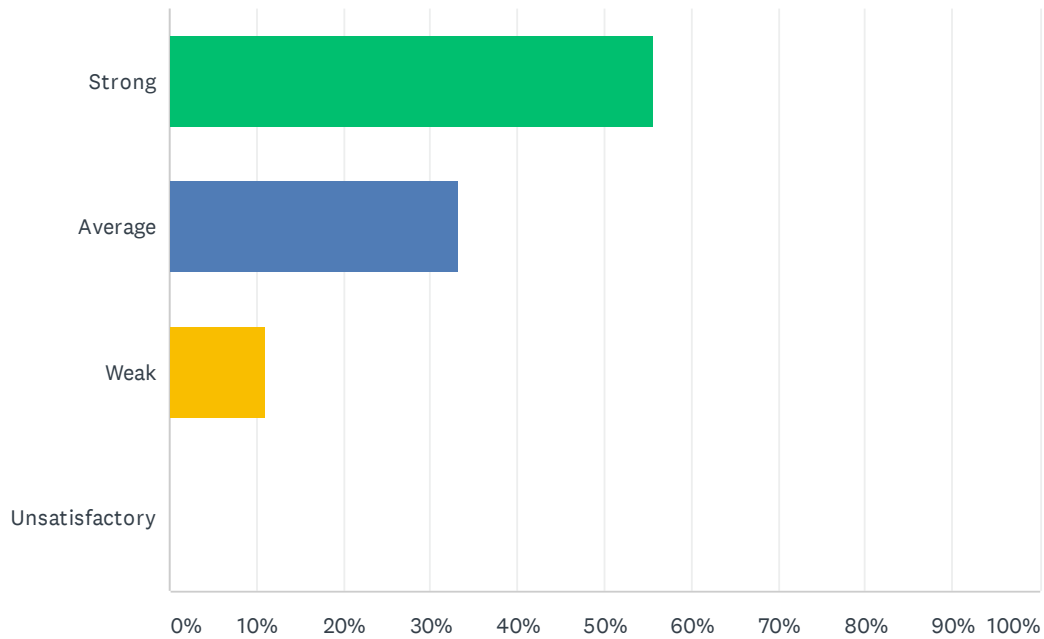
Answered: 9 Skipped: 0



ANSWER CHOICES	RESPONSES	
Strong	33.33%	3
Average	44.44%	4
Weak	22.22%	2
Unsatisfactory	0.00%	0
TOTAL		9

### Q18 My site receives daily consecutive uninterrupted planning/preparation time. (30 minutes / 40 minutes)

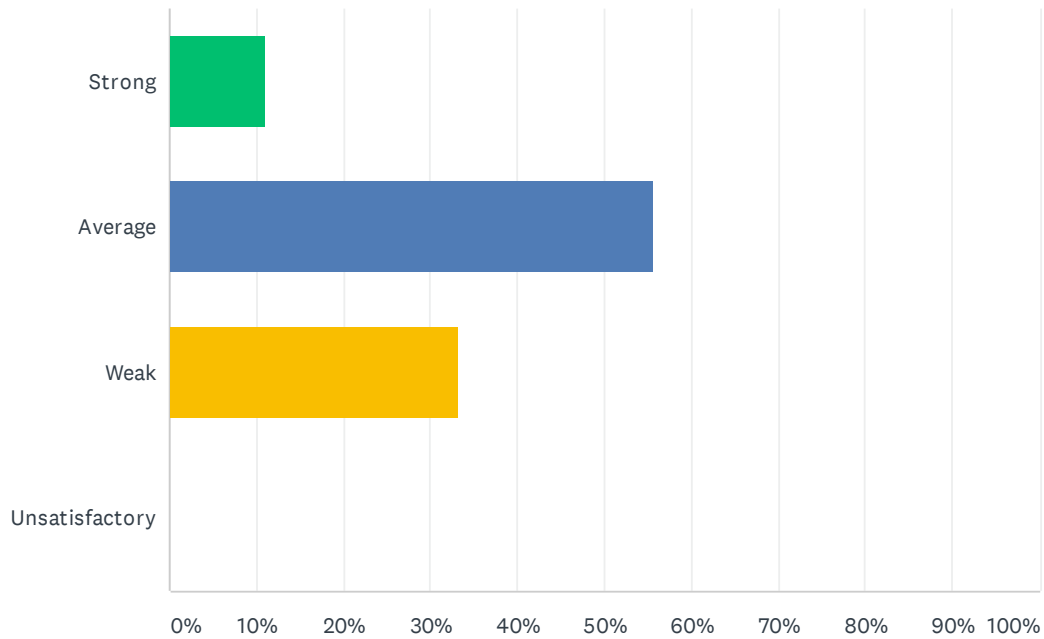
Answered: 9 Skipped: 0



ANSWER CHOICES	RESPONSES	
Strong	55.56%	5
Average	33.33%	3
Weak	11.11%	1
Unsatisfactory	0.00%	0
<b>TOTAL</b>		<b>9</b>

### Q19 Staff is given time to input district required data (ie. Benchmarks, Dibels, CFAs, Report Card, and etc).

Answered: 9 Skipped: 0

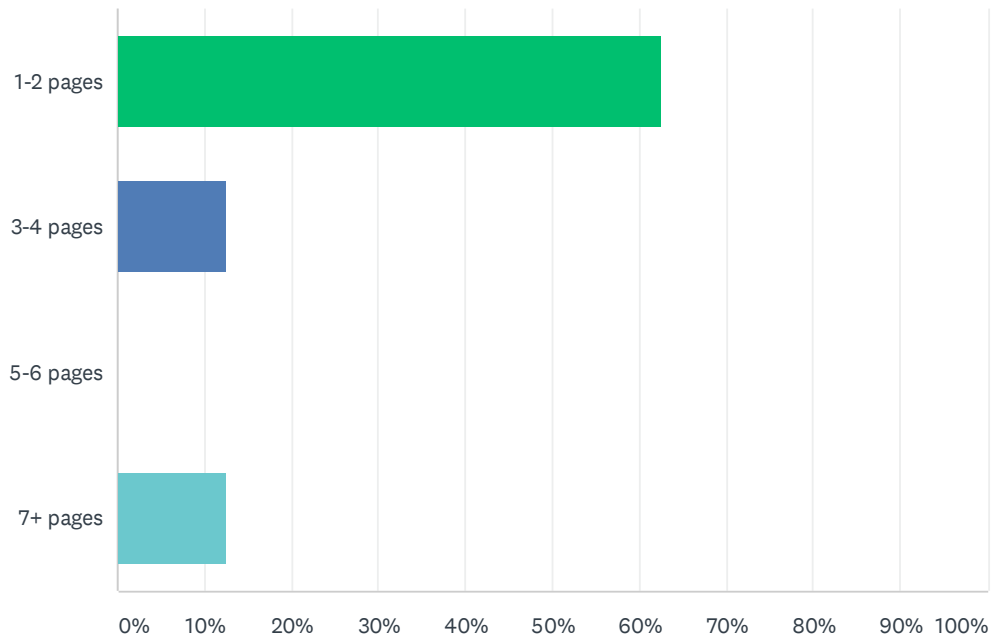


ANSWER CHOICES	RESPONSES	
Strong	11.11%	1
Average	55.56%	5
Weak	33.33%	3
Unsatisfactory	0.00%	0
<b>TOTAL</b>		<b>9</b>



## Q20 Teachers are required to submit complete, but not excessively lengthy lesson plans.

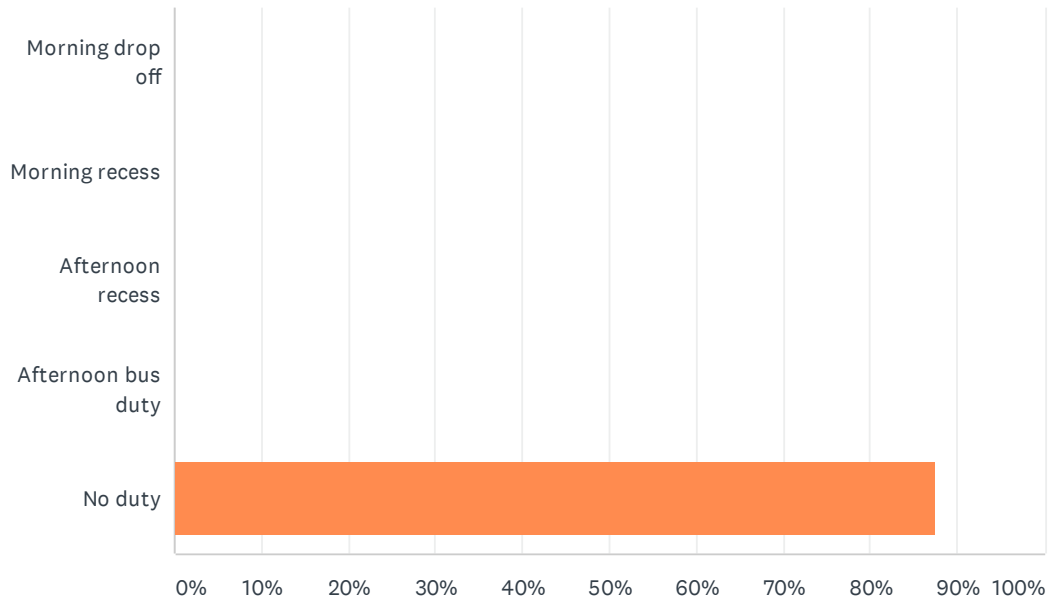
Answered: 8 Skipped: 1



ANSWER CHOICES	RESPONSES
1-2 pages	62.50% 5
3-4 pages	12.50% 1
5-6 pages	0.00% 0
7+ pages	12.50% 1
TOTAL	8

## Q21 Staff has recess and/or bus duty.

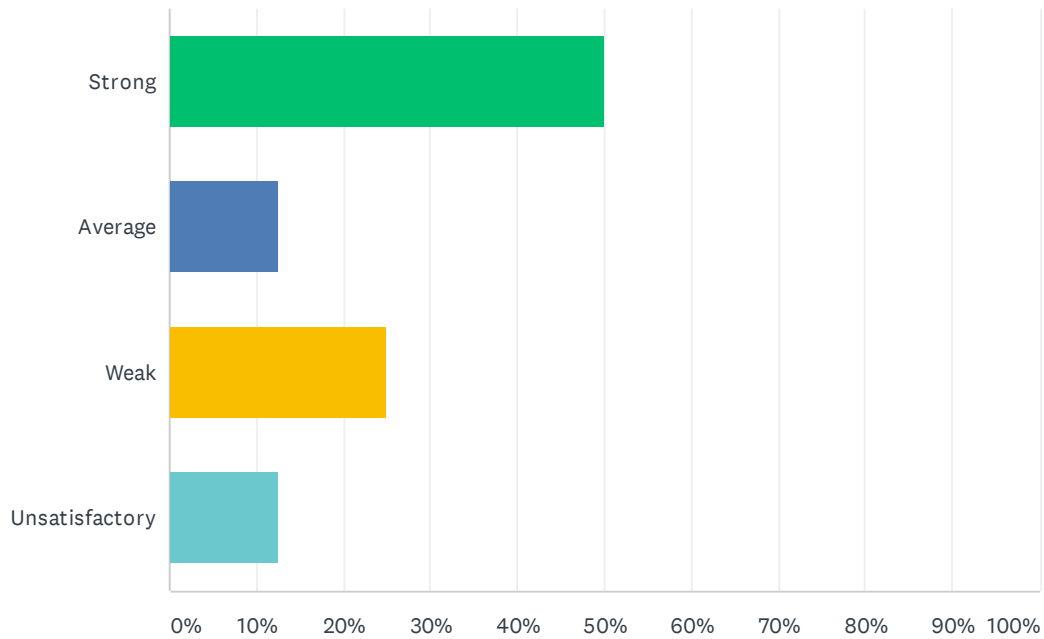
Answered: 8 Skipped: 1



ANSWER CHOICES	RESPONSES	
Morning drop off	0.00%	0
Morning recess	0.00%	0
Afternoon recess	0.00%	0
Afternoon bus duty	0.00%	0
No duty	87.50%	7
Total Respondents: 8		

## Q22 The Special Education Department is assisting you with your questions, problems, and concerns.

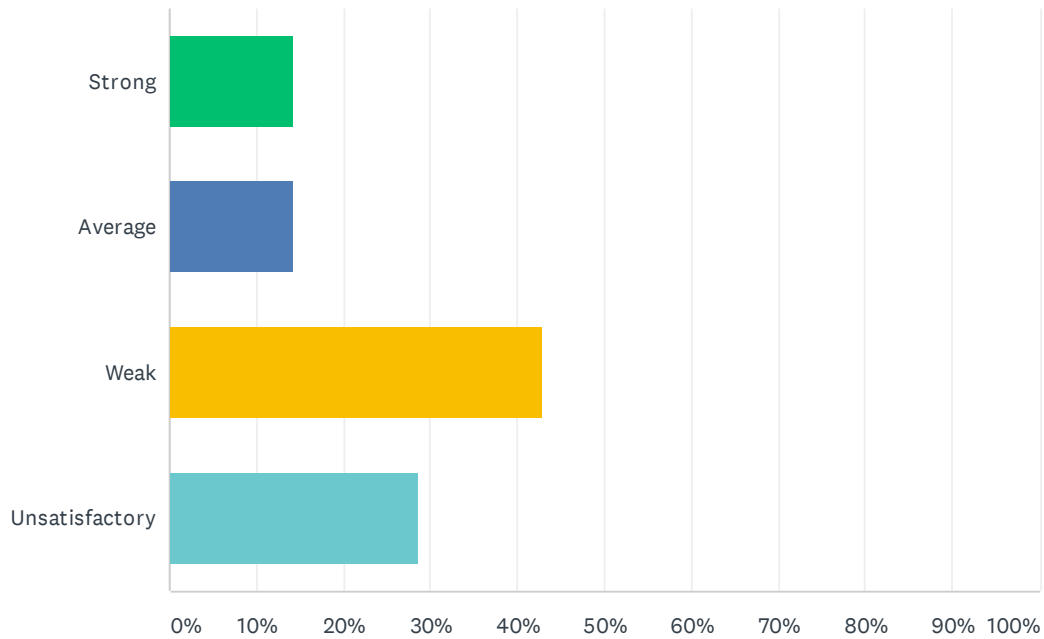
Answered: 8 Skipped: 1



ANSWER CHOICES	RESPONSES	
Strong	50.00%	4
Average	12.50%	1
Weak	25.00%	2
Unsatisfactory	12.50%	1
<b>TOTAL</b>		<b>8</b>

## Q23 Special Education class size is balanced within each program to ensure student safety and individualized instruction.

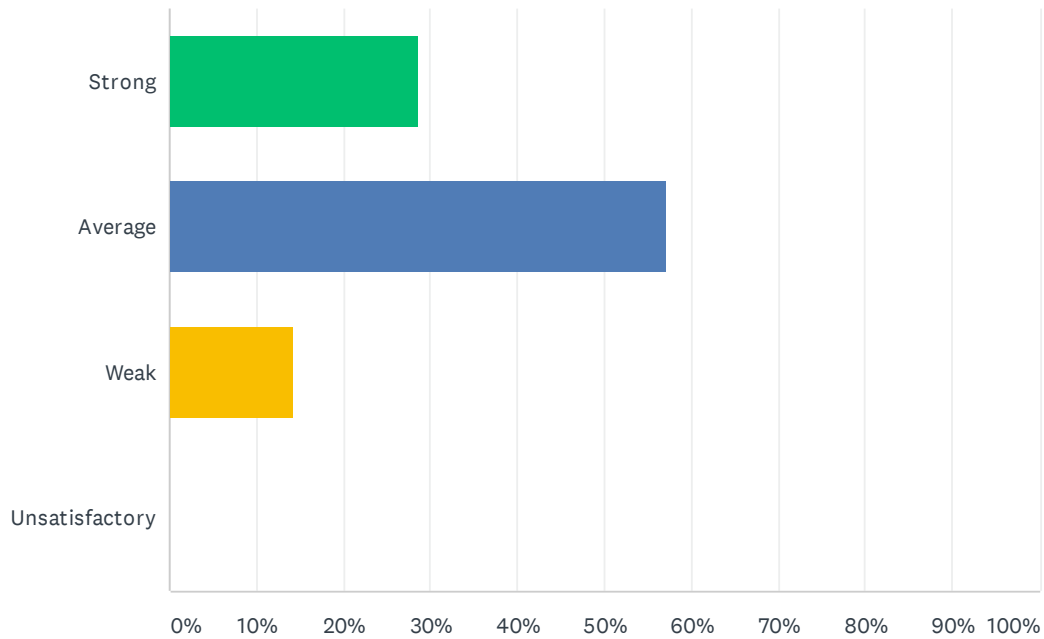
Answered: 7 Skipped: 2



ANSWER CHOICES	RESPONSES	
Strong	14.29%	1
Average	14.29%	1
Weak	42.86%	3
Unsatisfactory	28.57%	2
<b>TOTAL</b>		<b>7</b>

## Q24 Special education teachers have opportunities to participate in school-based, content area staff development.

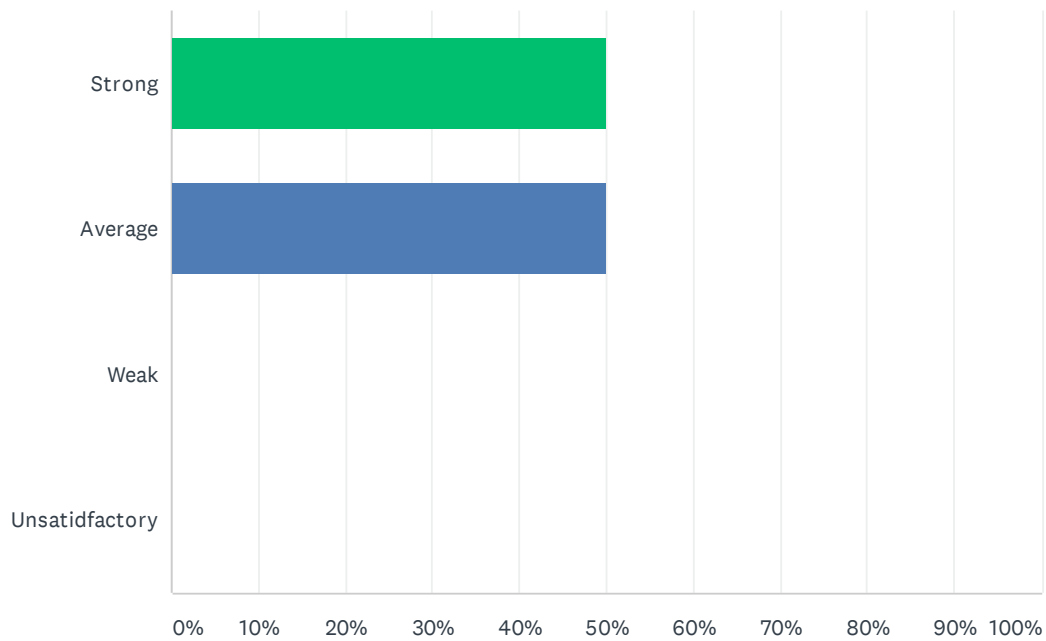
Answered: 7 Skipped: 2



ANSWER CHOICES	RESPONSES	
Strong	28.57%	2
Average	57.14%	4
Weak	14.29%	1
Unsatisfactory	0.00%	0
<b>TOTAL</b>		<b>7</b>

## Q25 Special education teachers have needed access to ALL instructional resources provided to the general education teachers.

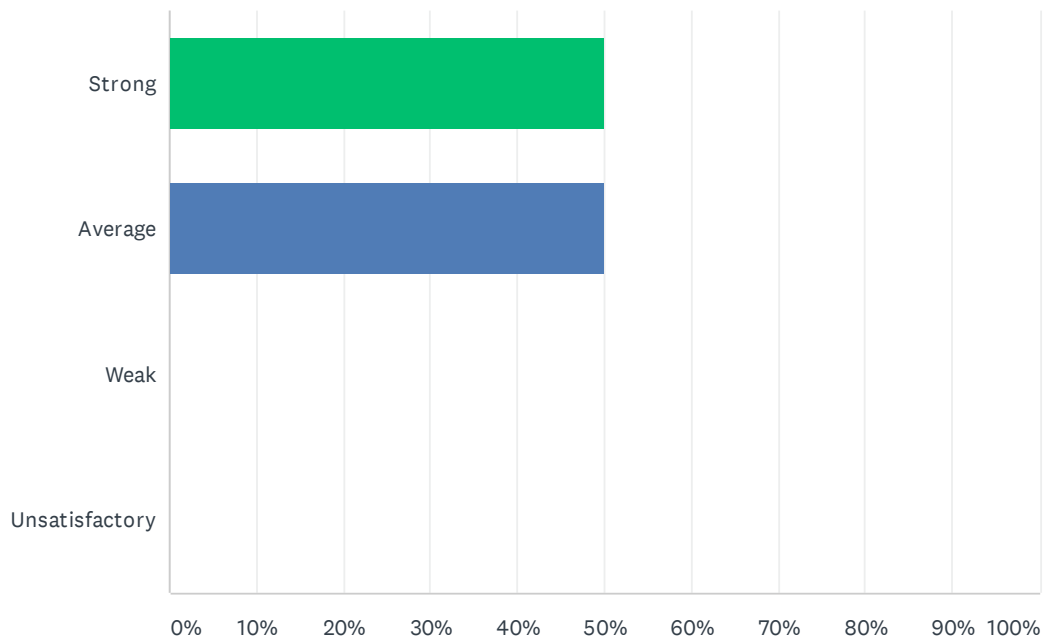
Answered: 6 Skipped: 3



ANSWER CHOICES	RESPONSES	
Strong	50.00%	3
Average	50.00%	3
Weak	0.00%	0
Unsatisfactory	0.00%	0
<b>TOTAL</b>		<b>6</b>

## Q26 Special education teachers are adequately trained in the administration of state assessments and District IEP's.

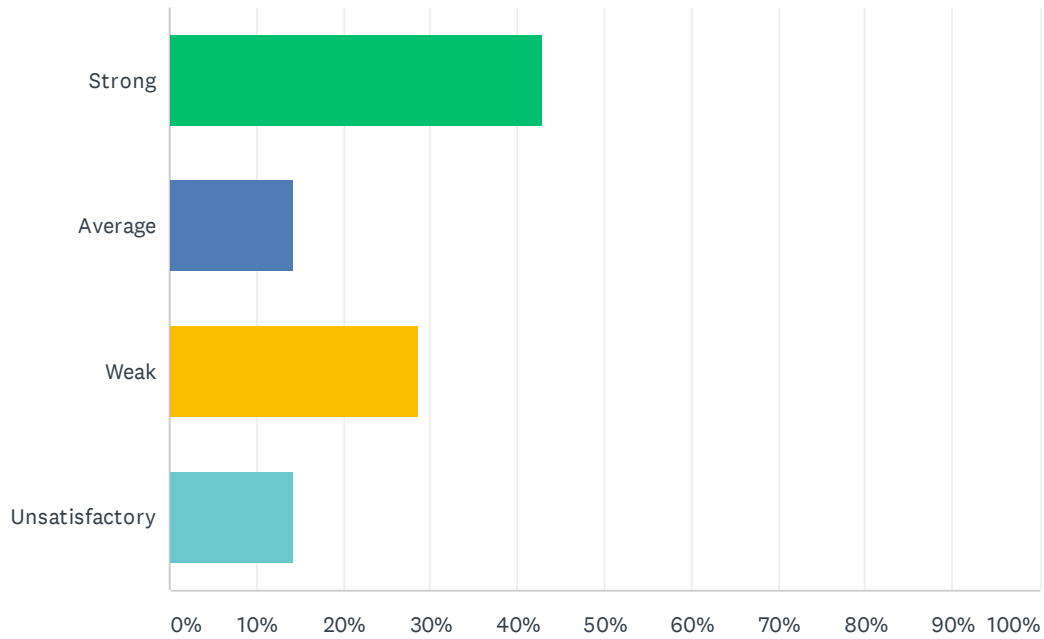
Answered: 6 Skipped: 3



ANSWER CHOICES	RESPONSES	
Strong	50.00%	3
Average	50.00%	3
Weak	0.00%	0
Unsatisfactory	0.00%	0
<b>TOTAL</b>		<b>6</b>

### Q27 The site principal is accessible to discuss special education issues.

Answered: 7 Skipped: 2

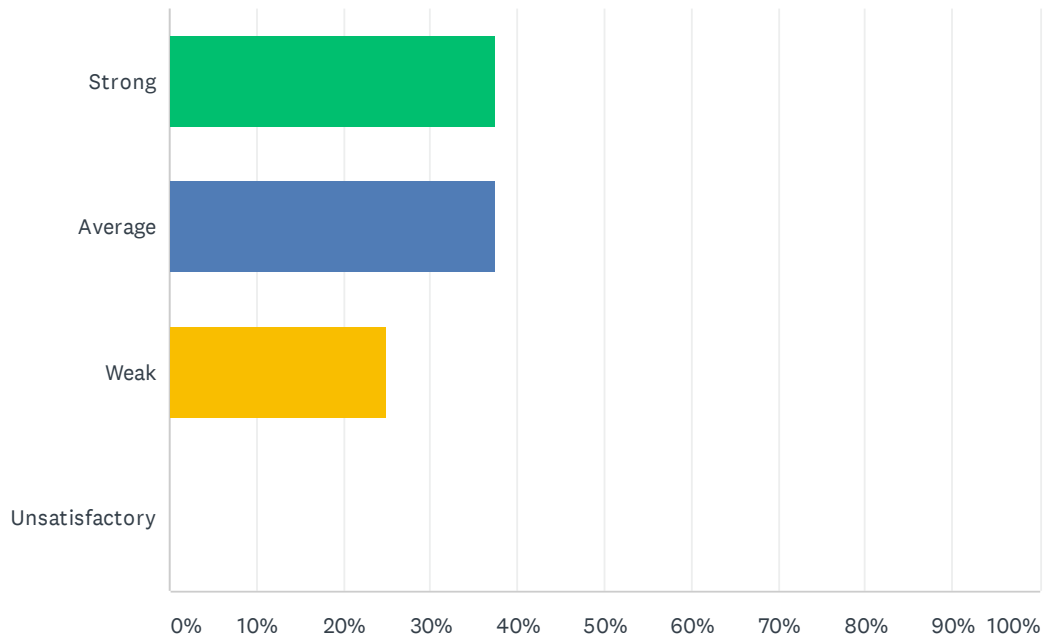


ANSWER CHOICES	RESPONSES	
Strong	42.86%	3
Average	14.29%	1
Weak	28.57%	2
Unsatisfactory	14.29%	1
<b>TOTAL</b>		<b>7</b>



### Q28 The site principal promotes equal opportunities for all students to learn.

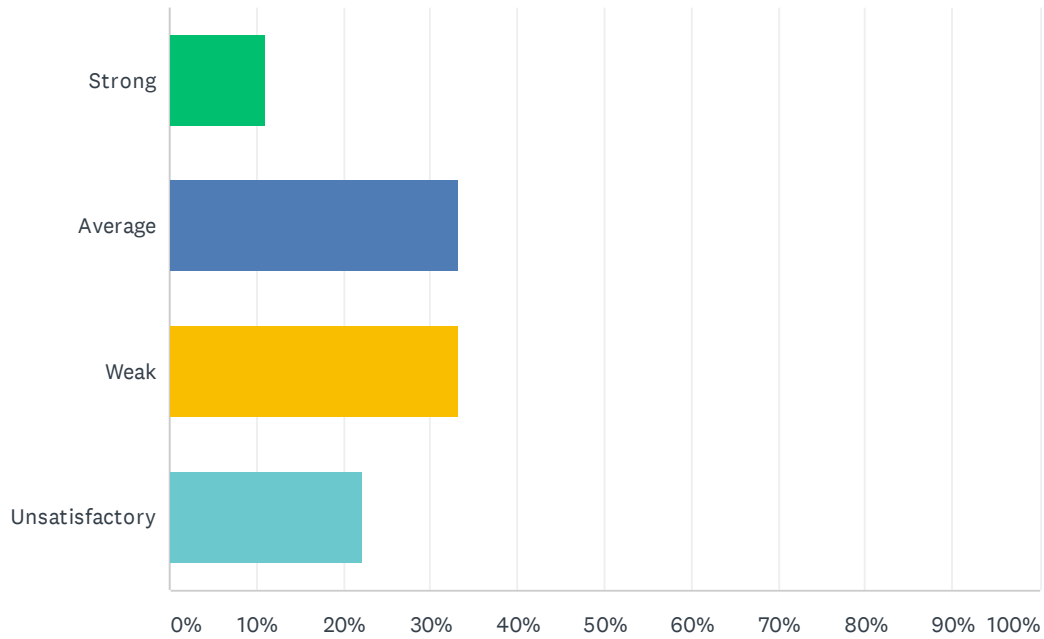
Answered: 8 Skipped: 1



ANSWER CHOICES	RESPONSES	
Strong	37.50%	3
Average	37.50%	3
Weak	25.00%	2
Unsatisfactory	0.00%	0
<b>TOTAL</b>		<b>8</b>

## Q29 PBIS is used effectively and is improving behavior.

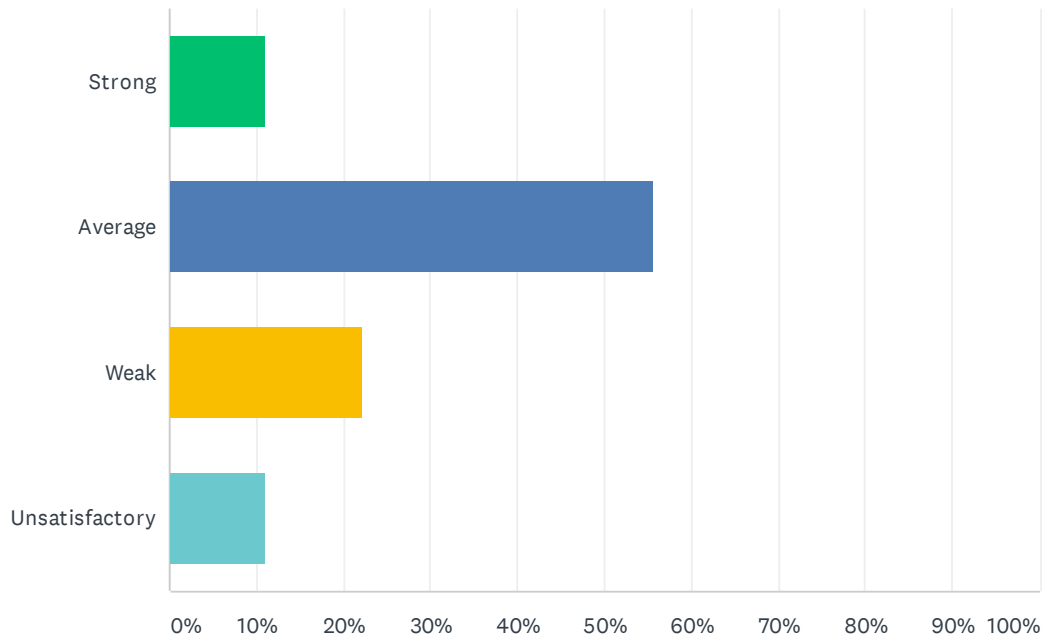
Answered: 9 Skipped: 0



ANSWER CHOICES	RESPONSES	
Strong	11.11%	1
Average	33.33%	3
Weak	33.33%	3
Unsatisfactory	22.22%	2
<b>TOTAL</b>		<b>9</b>

### Q30 PBIS and Behavior Intervention Specialists are creating a safer environment at my site.

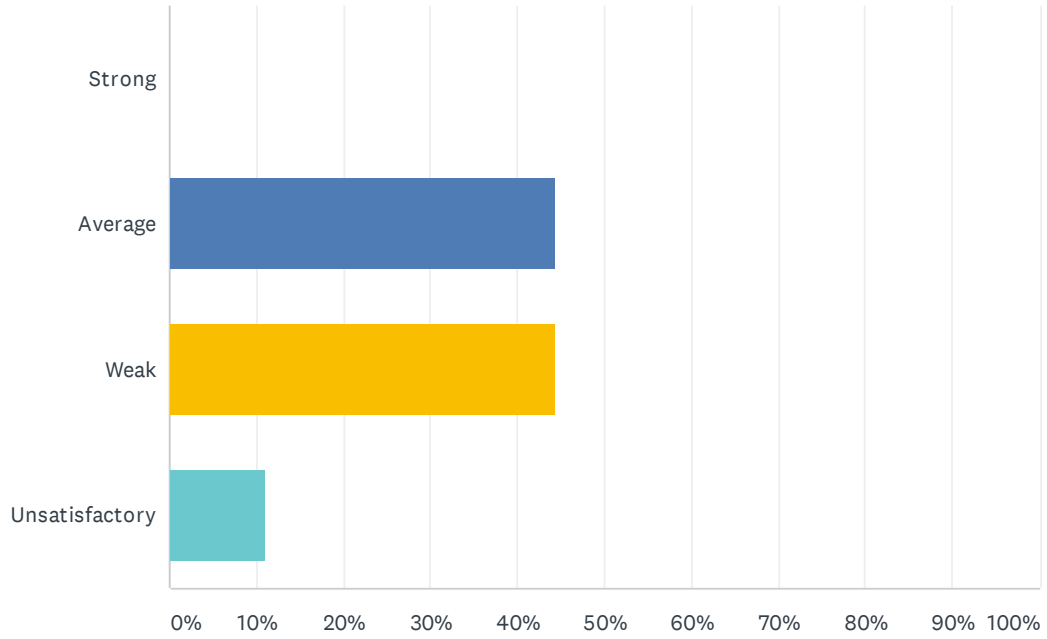
Answered: 9 Skipped: 0



ANSWER CHOICES	RESPONSES	
Strong	11.11%	1
Average	55.56%	5
Weak	22.22%	2
Unsatisfactory	11.11%	1
<b>TOTAL</b>		<b>9</b>

### Q31 Staff and students feel safe at my site.

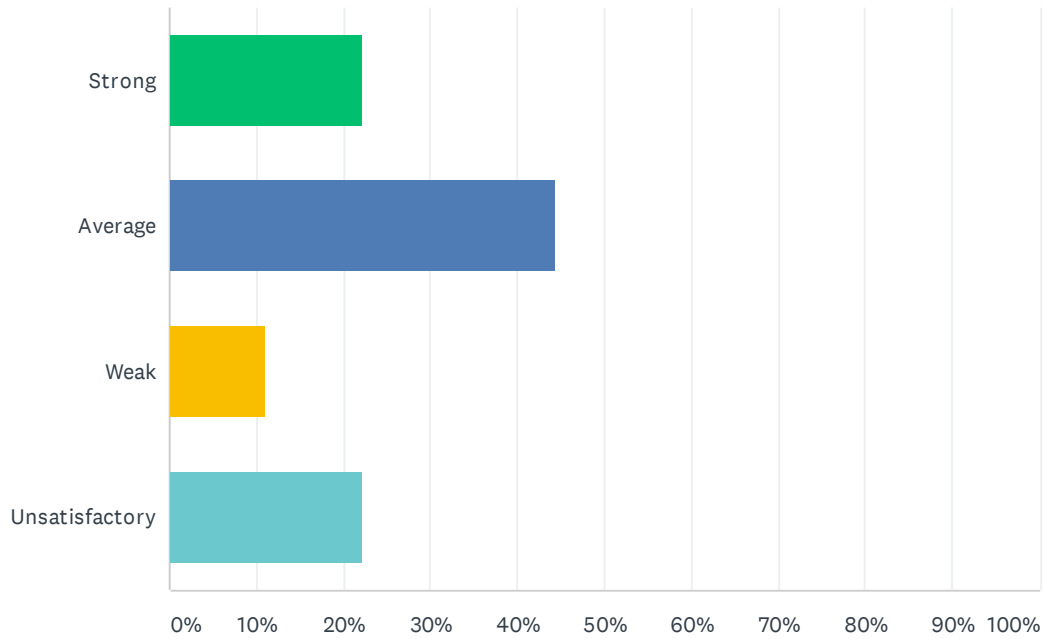
Answered: 9 Skipped: 0



ANSWER CHOICES	RESPONSES	
Strong	0.00%	0
Average	44.44%	4
Weak	44.44%	4
Unsatisfactory	11.11%	1
<b>TOTAL</b>		<b>9</b>

### Q32 Discipline is improving at my site and not interfering with learning.

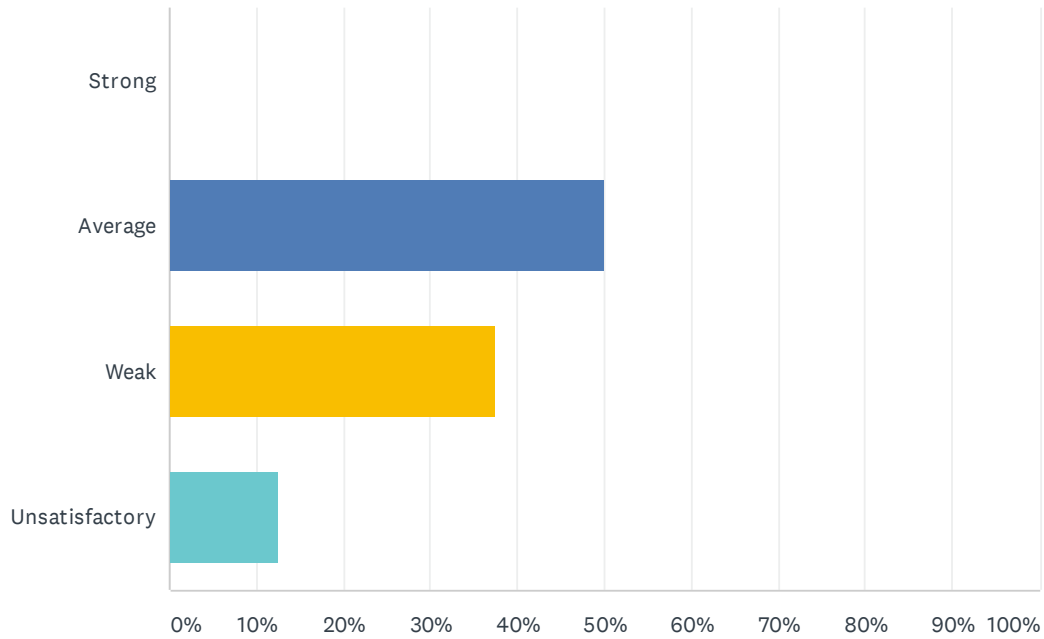
Answered: 9 Skipped: 0



ANSWER CHOICES	RESPONSES
Strong	22.22% 2
Average	44.44% 4
Weak	11.11% 1
Unsatisfactory	22.22% 2
<b>TOTAL</b>	<b>9</b>

### Q33 Positive referrals are an effective tool in improving discipline.

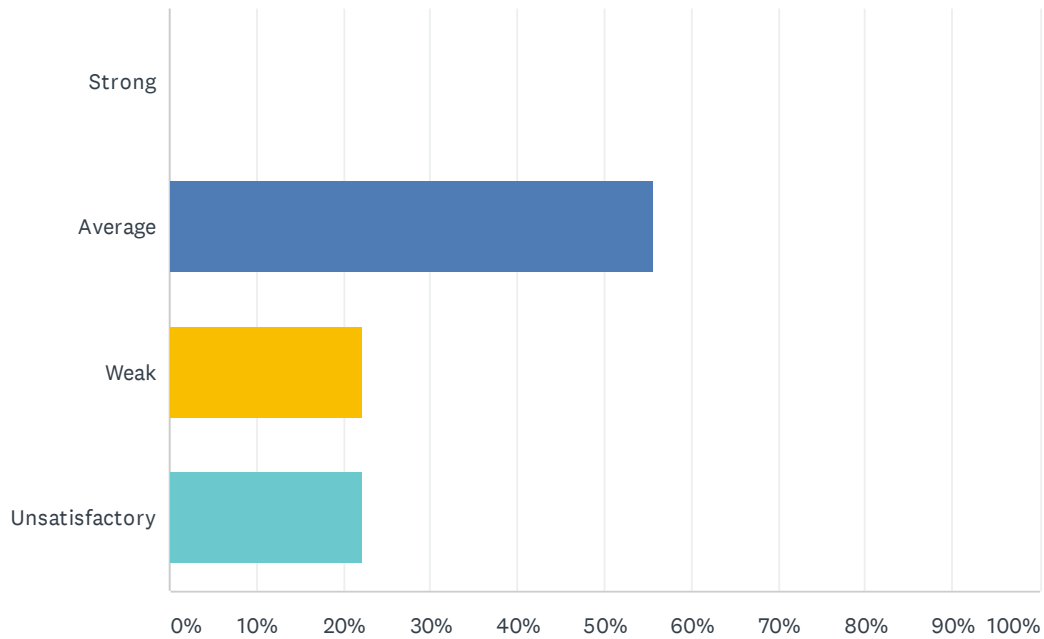
Answered: 8 Skipped: 1



ANSWER CHOICES	RESPONSES	
Strong	0.00%	0
Average	50.00%	4
Weak	37.50%	3
Unsatisfactory	12.50%	1
<b>TOTAL</b>		<b>8</b>

### Q34 When ODR's (office disciplinary referral) are written the teacher's word is valued and trusted.

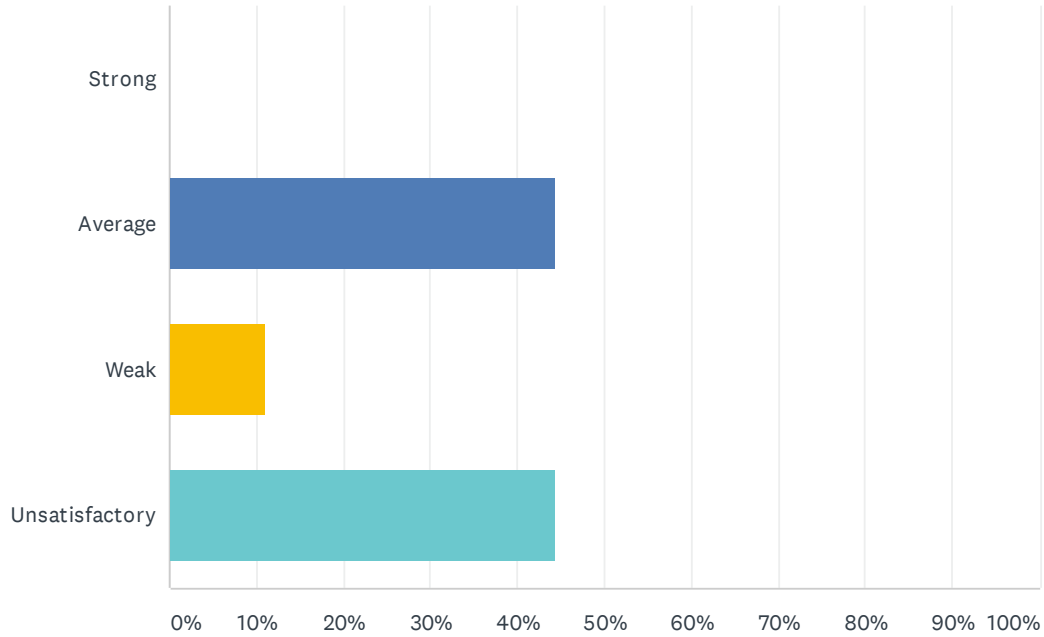
Answered: 9 Skipped: 0



ANSWER CHOICES	RESPONSES	
Strong	0.00%	0
Average	55.56%	5
Weak	22.22%	2
Unsatisfactory	22.22%	2
<b>TOTAL</b>		<b>9</b>

### Q35 My site has a positive atmosphere.

Answered: 9 Skipped: 0

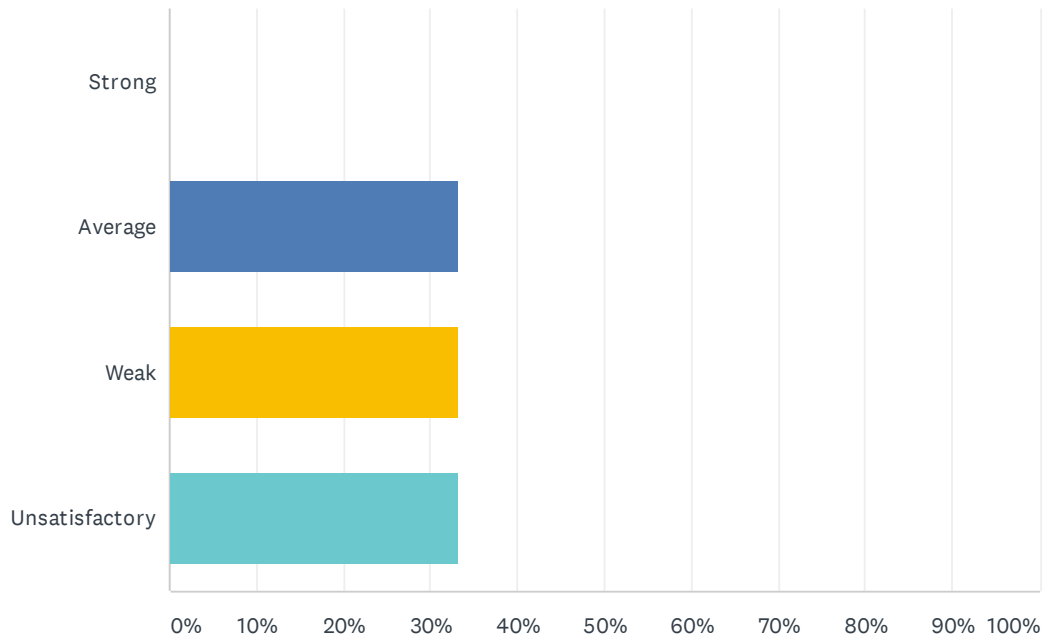


ANSWER CHOICES	RESPONSES
Strong	0.00% 0
Average	44.44% 4
Weak	11.11% 1
Unsatisfactory	44.44% 4
<b>TOTAL</b>	<b>9</b>



### Q36 I would recommend my site to other employees and prospective teachers.

Answered: 9 Skipped: 0



ANSWER CHOICES	RESPONSES	
Strong	0.00%	0
Average	33.33%	3
Weak	33.33%	3
Unsatisfactory	33.33%	3
<b>TOTAL</b>		<b>9</b>

# Q1 School Site (If you work at multiple sites choose your home site OR complete a survey for each site at which you spend significant time.)

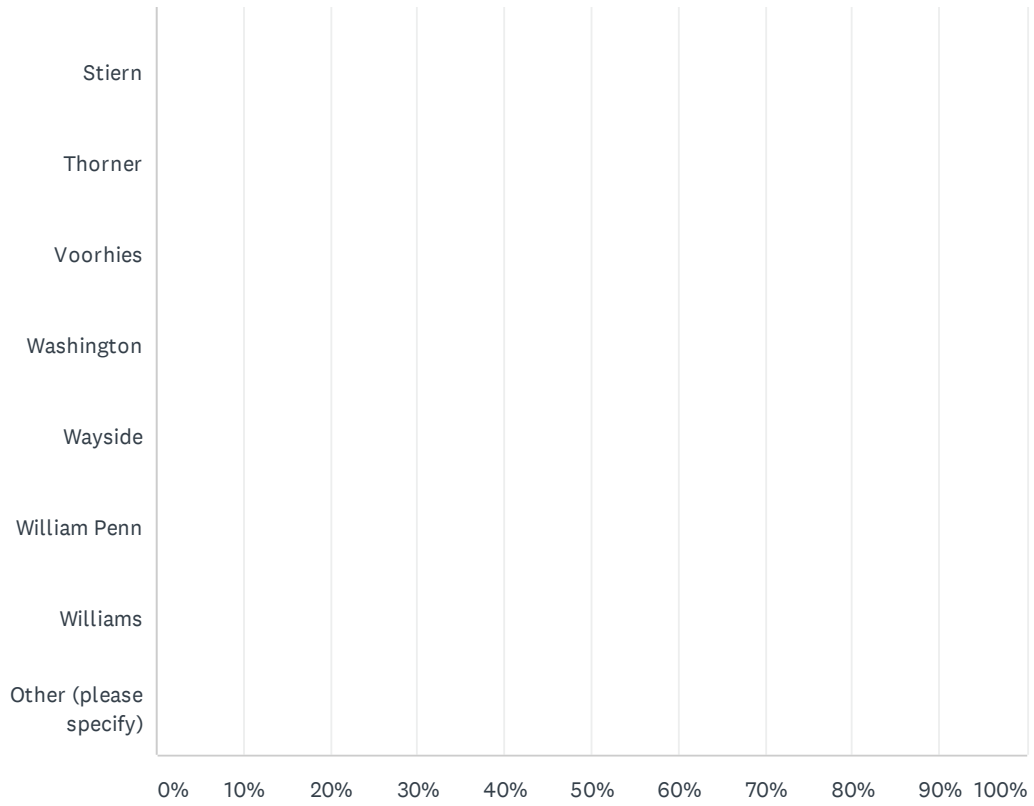
Answered: 6 Skipped: 0



2019-2020 BETA Administration/Site Climate Survey

- Harris
- Horace Mann
- Hort
- Jefferson
- Longfellow
- McKinley
- Mt.Vernon
- Munsey
- Nichols
- Noble
- Nurses
- Owens Intermediate
- Owens Primary
- Pauly
- Pioneer
- Rafer Johnson
- Roosevelt
- Sequoia
- Sierra
- Special Ed Office
- Stella Hills

2019-2020 BETA Administration/Site Climate Survey



2019-2020 BETA Administration/Site Climate Survey

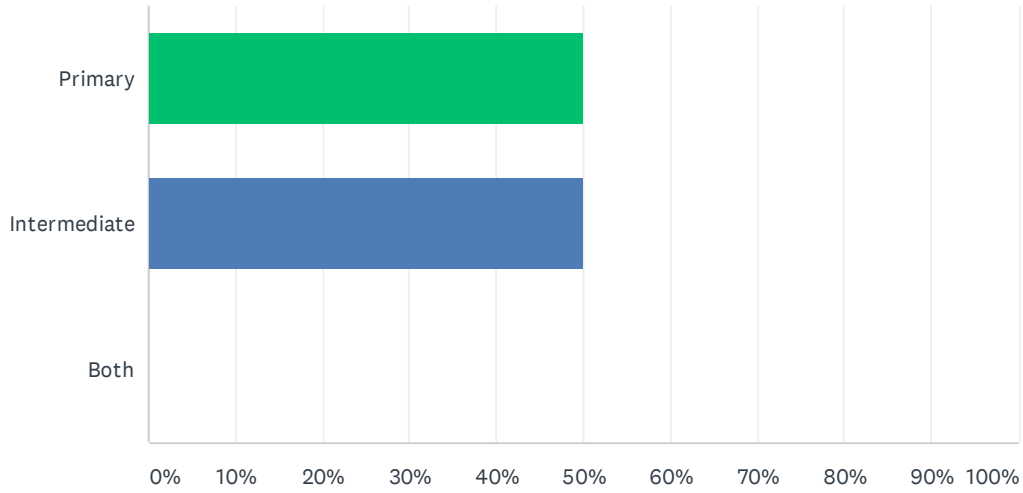
ANSWER CHOICES	RESPONSES	
Casa Loma	0.00%	0
Cato	0.00%	0
Chavez	0.00%	0
Chipman	0.00%	0
College Hts	0.00%	0
Compton	0.00%	0
Curran	0.00%	0
Downtown	0.00%	0
Ed Center	0.00%	0
Eissler	0.00%	0
Emerson	0.00%	0
Evergreen	0.00%	0
Fletcher	0.00%	0
Frank West	0.00%	0
Franklin	100.00%	6
Fremont	0.00%	0
Garza	0.00%	0
Harding	0.00%	0
Harris	0.00%	0
Horace Mann	0.00%	0
Hort	0.00%	0
Jefferson	0.00%	0
Longfellow	0.00%	0
McKinley	0.00%	0
Mt.Vernon	0.00%	0
Munsey	0.00%	0
Nichols	0.00%	0
Noble	0.00%	0
Nurses	0.00%	0
Owens Intermediate	0.00%	0
Owens Primary	0.00%	0
Pauly	0.00%	0

2019-2020 BETA Administration/Site Climate Survey

Pioneer	0.00%	0
Rafer Johnson	0.00%	0
Roosevelt	0.00%	0
Sequoia	0.00%	0
Sierra	0.00%	0
Special Ed Office	0.00%	0
Stella Hills	0.00%	0
Stiern	0.00%	0
Thorner	0.00%	0
Voorhies	0.00%	0
Washington	0.00%	0
Wayside	0.00%	0
William Penn	0.00%	0
Williams	0.00%	0
Other (please specify)	0.00%	0
Total Respondents: 6		

## Q2 Instructional Grade Level or Support Services

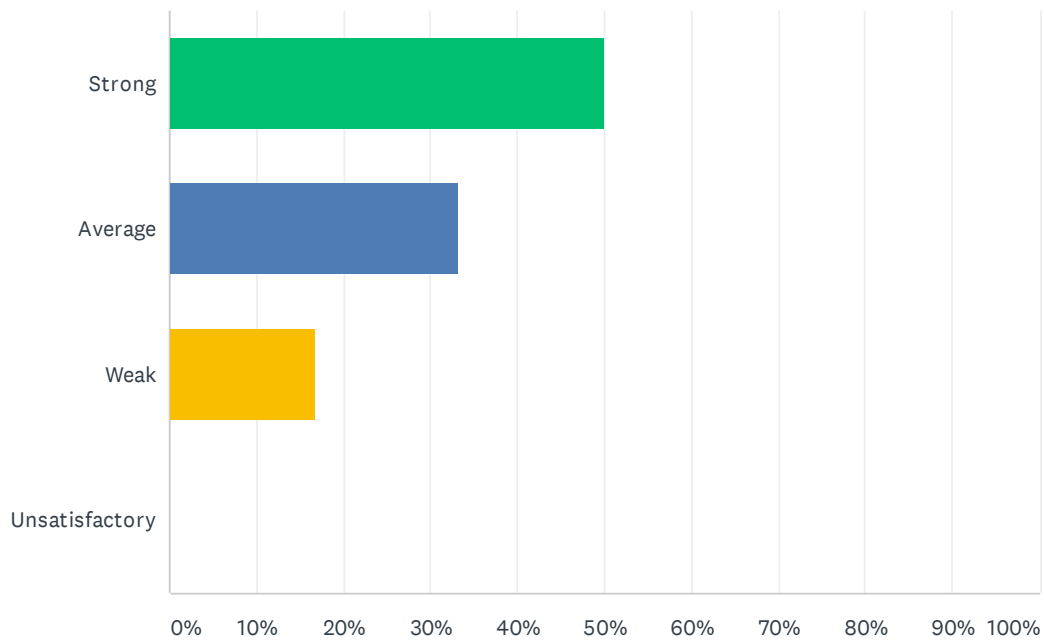
Answered: 6 Skipped: 0



ANSWER CHOICES	RESPONSES	
Primary	50.00%	3
Intermediate	50.00%	3
Both	0.00%	0
<b>TOTAL</b>		<b>6</b>

### Q3 Site administration is sensitive to the needs of students, staff, and community.

Answered: 6 Skipped: 0

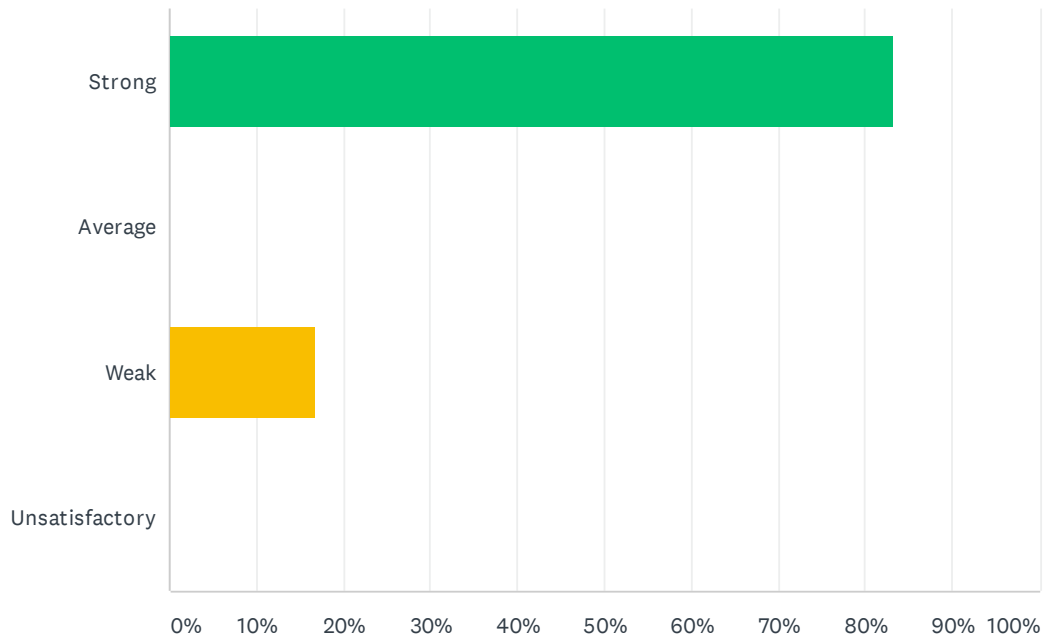


ANSWER CHOICES	RESPONSES	
Strong	50.00%	3
Average	33.33%	2
Weak	16.67%	1
Unsatisfactory	0.00%	0
<b>TOTAL</b>		<b>6</b>



## Q4 Site administration treats staff with respect; you feel like a valued member of a team

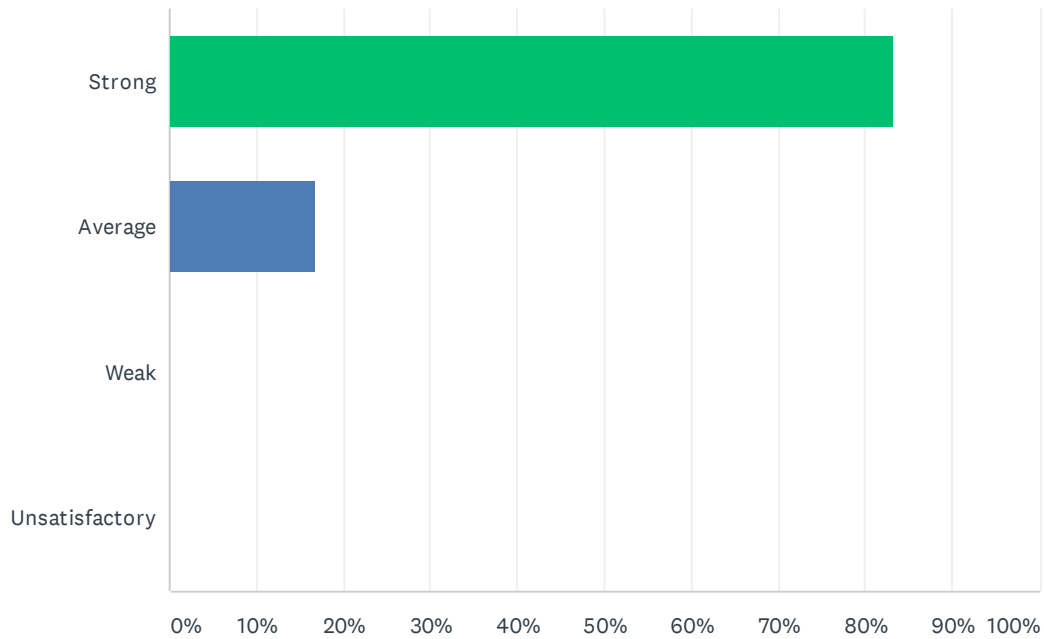
Answered: 6 Skipped: 0



ANSWER CHOICES	RESPONSES	
Strong	83.33%	5
Average	0.00%	0
Weak	16.67%	1
Unsatisfactory	0.00%	0
<b>TOTAL</b>		<b>6</b>

### Q5 Site administration conducts classroom visits (walk-through) in least the disruptive manner and leaves timely feedback (within 24 hours).

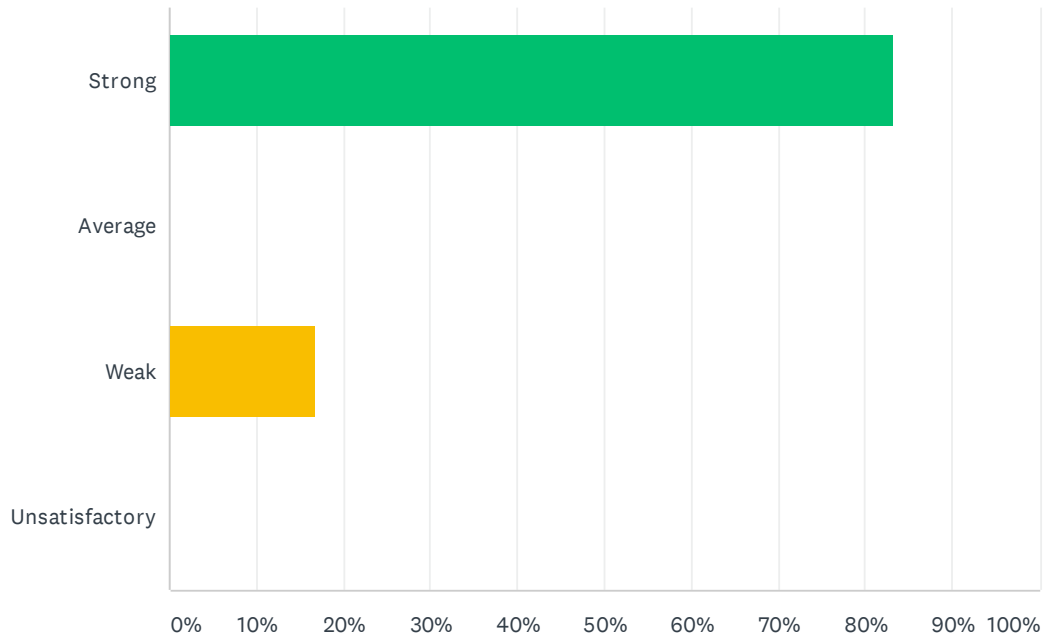
Answered: 6 Skipped: 0



ANSWER CHOICES	RESPONSES	
Strong	83.33%	5
Average	16.67%	1
Weak	0.00%	0
Unsatisfactory	0.00%	0
<b>TOTAL</b>		<b>6</b>

## Q6 Site administration follows the contract and respects personal rights.

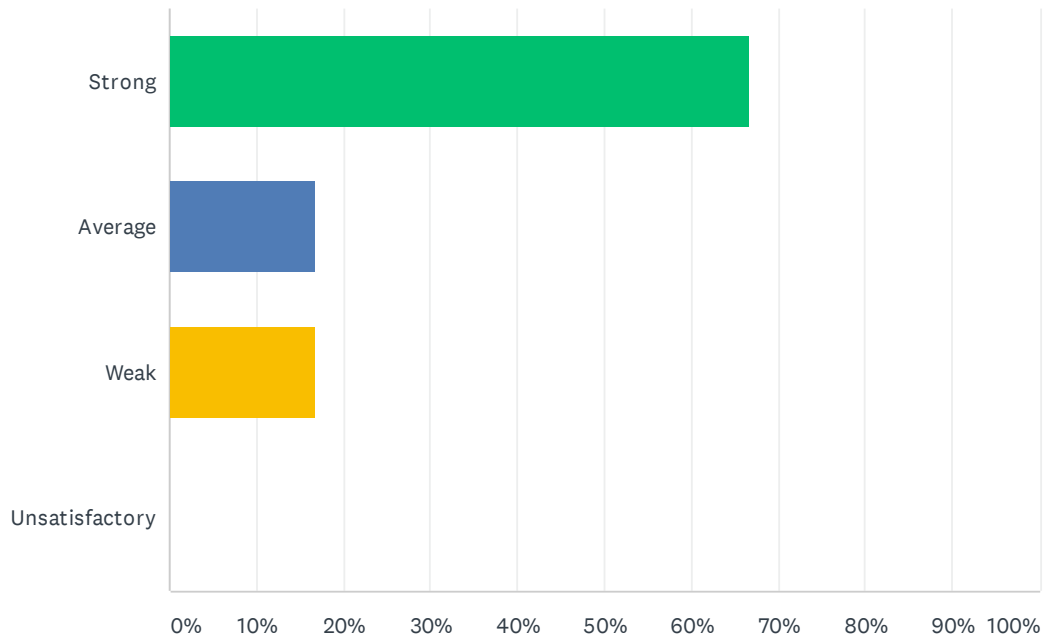
Answered: 6 Skipped: 0



ANSWER CHOICES	RESPONSES	
Strong	83.33%	5
Average	0.00%	0
Weak	16.67%	1
Unsatisfactory	0.00%	0
<b>TOTAL</b>		<b>6</b>

### Q7 Administration utilizes staff according to their job description (ie. Coaches, APL's, Specialists & Staff).

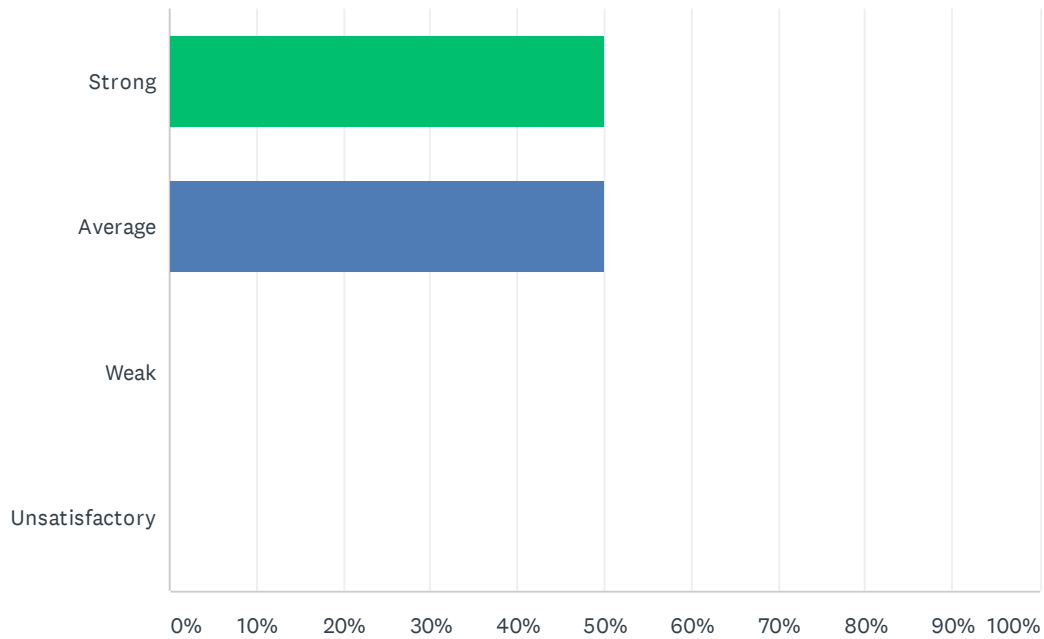
Answered: 6 Skipped: 0



ANSWER CHOICES	RESPONSES	
Strong	66.67%	4
Average	16.67%	1
Weak	16.67%	1
Unsatisfactory	0.00%	0
<b>TOTAL</b>		<b>6</b>

## Q8 Administration maintains open communication with staff, parents, and students.

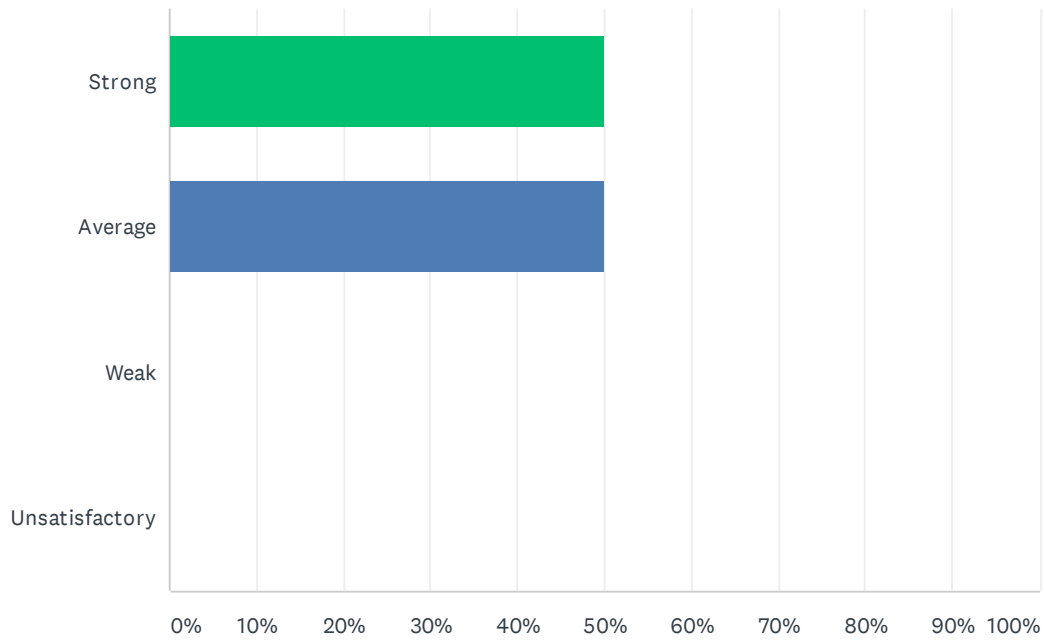
Answered: 6 Skipped: 0



ANSWER CHOICES	RESPONSES	
Strong	50.00%	3
Average	50.00%	3
Weak	0.00%	0
Unsatisfactory	0.00%	0
<b>TOTAL</b>		<b>6</b>

## Q9 Administration supports staff against attacks and criticism from parents.

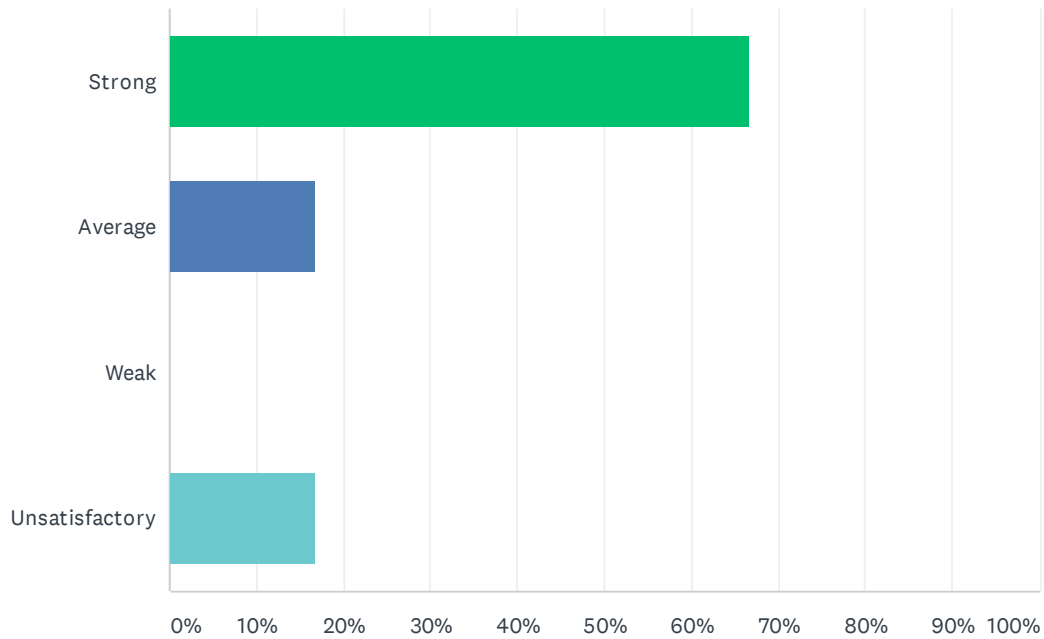
Answered: 6 Skipped: 0



ANSWER CHOICES	RESPONSES	
Strong	50.00%	3
Average	50.00%	3
Weak	0.00%	0
Unsatisfactory	0.00%	0
<b>TOTAL</b>		<b>6</b>

### Q10 Site administration treats all teachers equally; there is no preferential treatment.

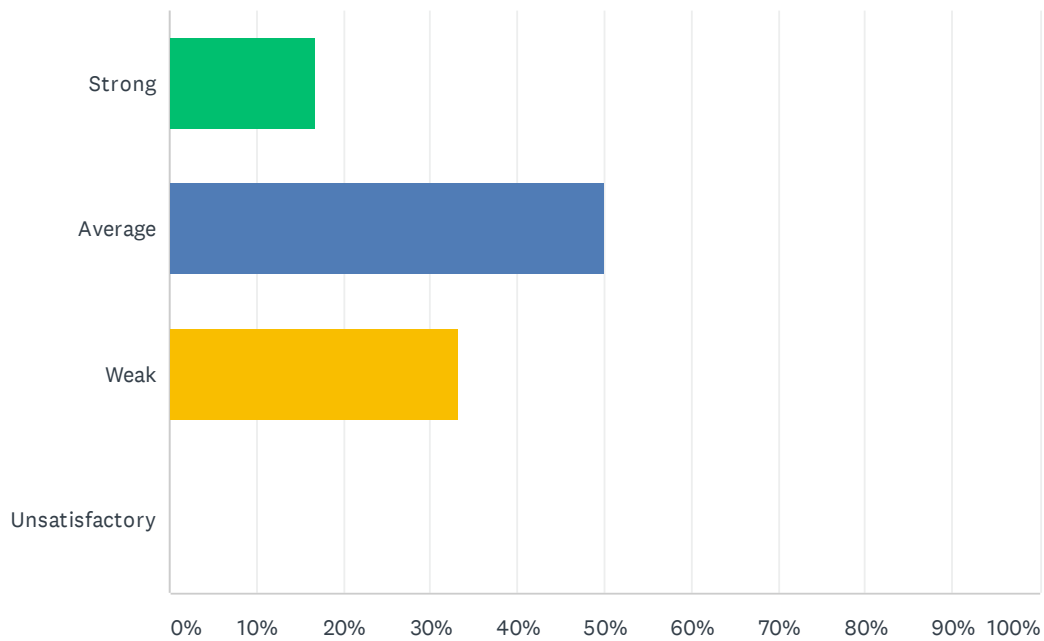
Answered: 6 Skipped: 0



ANSWER CHOICES	RESPONSES	
Strong	66.67%	4
Average	16.67%	1
Weak	0.00%	0
Unsatisfactory	16.67%	1
<b>TOTAL</b>		<b>6</b>

## Q11 Administration supports classroom discipline procedures and follows District discipline guidelines.

Answered: 6 Skipped: 0

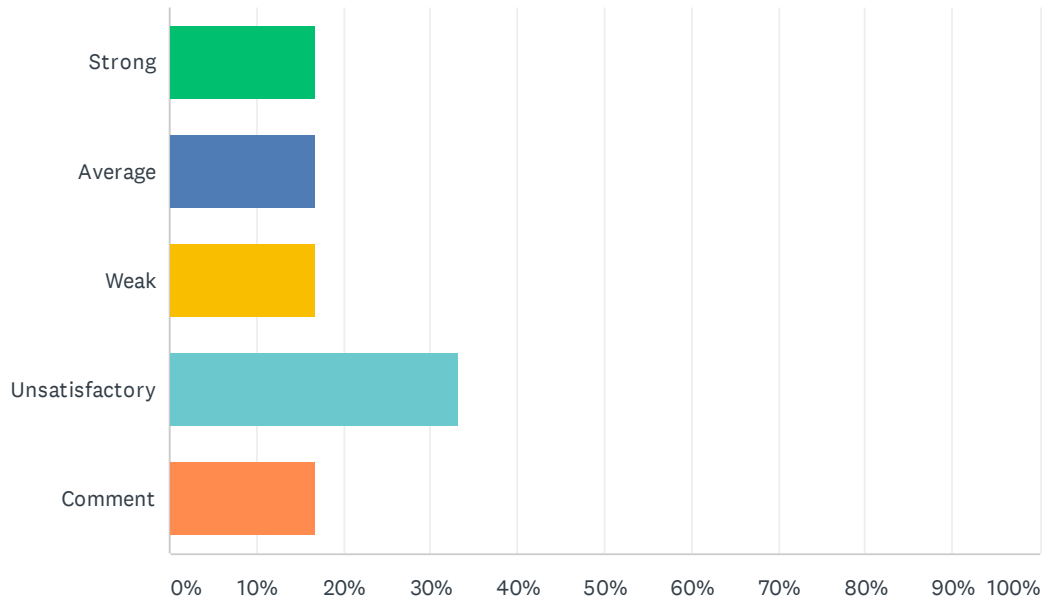


ANSWER CHOICES	RESPONSES
Strong	16.67% 1
Average	50.00% 3
Weak	33.33% 2
Unsatisfactory	0.00% 0
<b>TOTAL</b>	<b>6</b>



### Q12 Administration processes ODR's (Office Disciplinary Referrals) within 48 hours and supports staff when discipline moves beyond classroom managed behaviors.

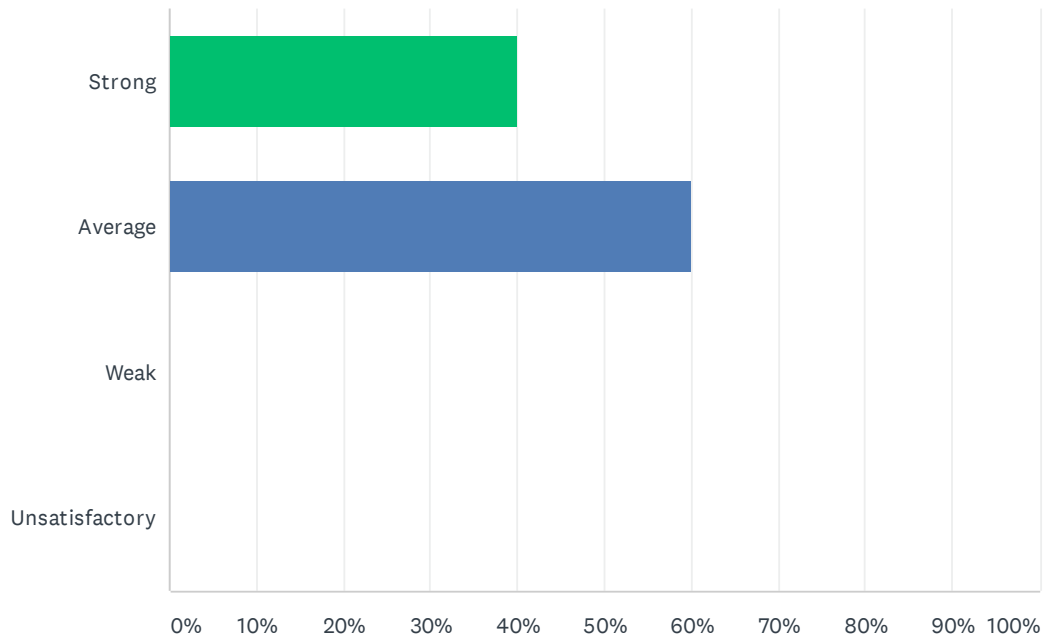
Answered: 6 Skipped: 0



ANSWER CHOICES	RESPONSES	
Strong	16.67%	1
Average	16.67%	1
Weak	16.67%	1
Unsatisfactory	33.33%	2
Comment	16.67%	1
<b>TOTAL</b>		<b>6</b>

### Q13 Administration treats teachers as professionals; the teacher's word is not disregarded in favor of the student's.

Answered: 5 Skipped: 1



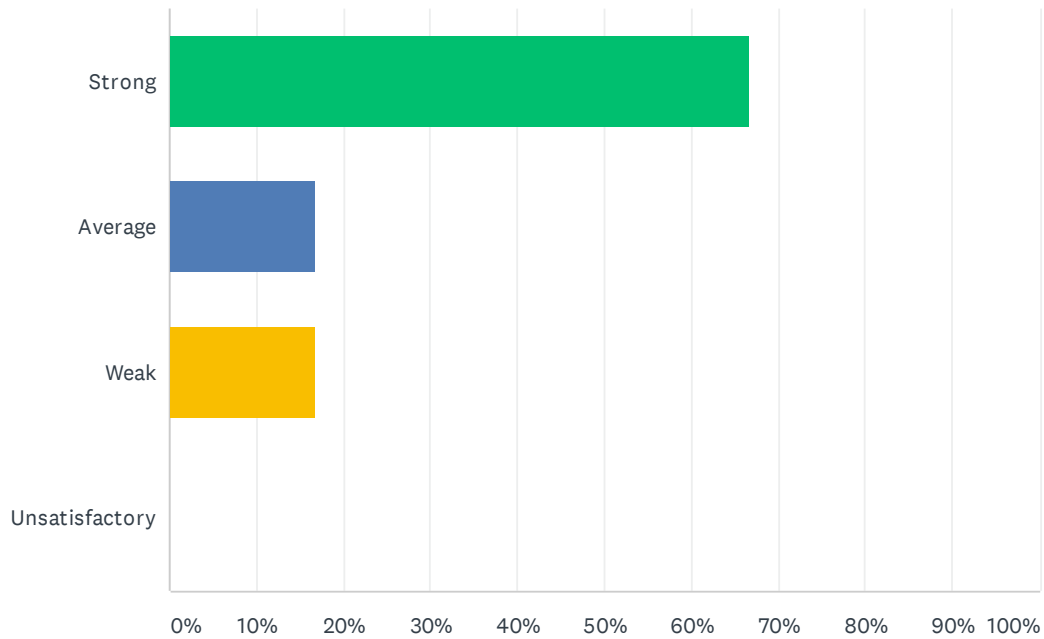
ANSWER CHOICES	RESPONSES	
Strong	40.00%	2
Average	60.00%	3
Weak	0.00%	0
Unsatisfactory	0.00%	0
<b>TOTAL</b>		<b>5</b>

**Q14 How do you feel that your administration positively/negatively impacts working conditions at your site?**

Answered: 5 Skipped: 1

### Q15 Site staff is involved in setting school policies and budgetary priorities.

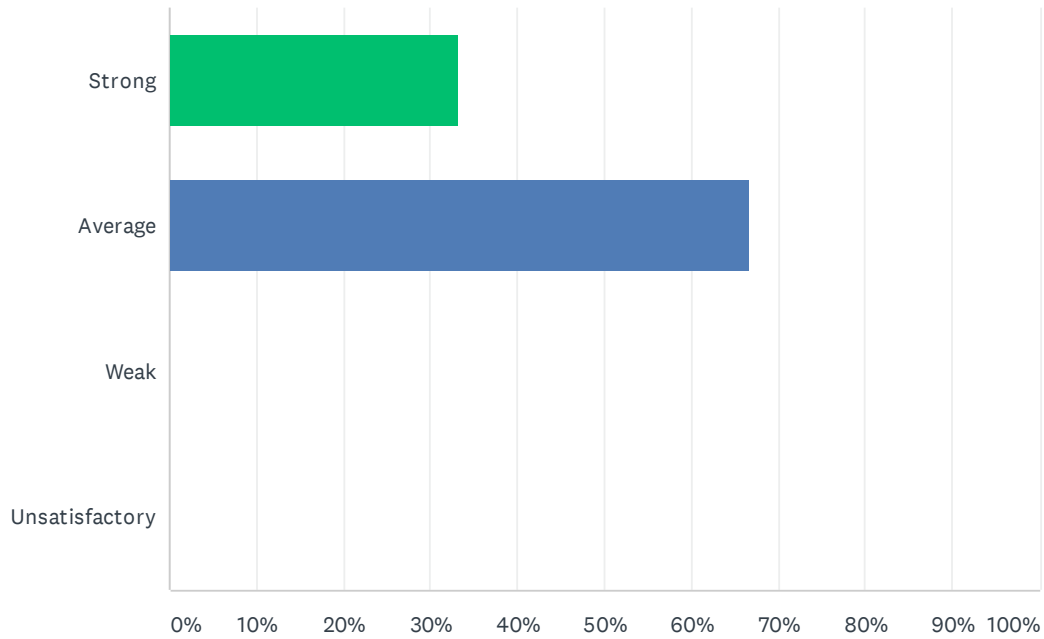
Answered: 6 Skipped: 0



ANSWER CHOICES	RESPONSES	
Strong	66.67%	4
Average	16.67%	1
Weak	16.67%	1
Unsatisfactory	0.00%	0
<b>TOTAL</b>		<b>6</b>

### Q16 Site meetings are productive and not excessive.

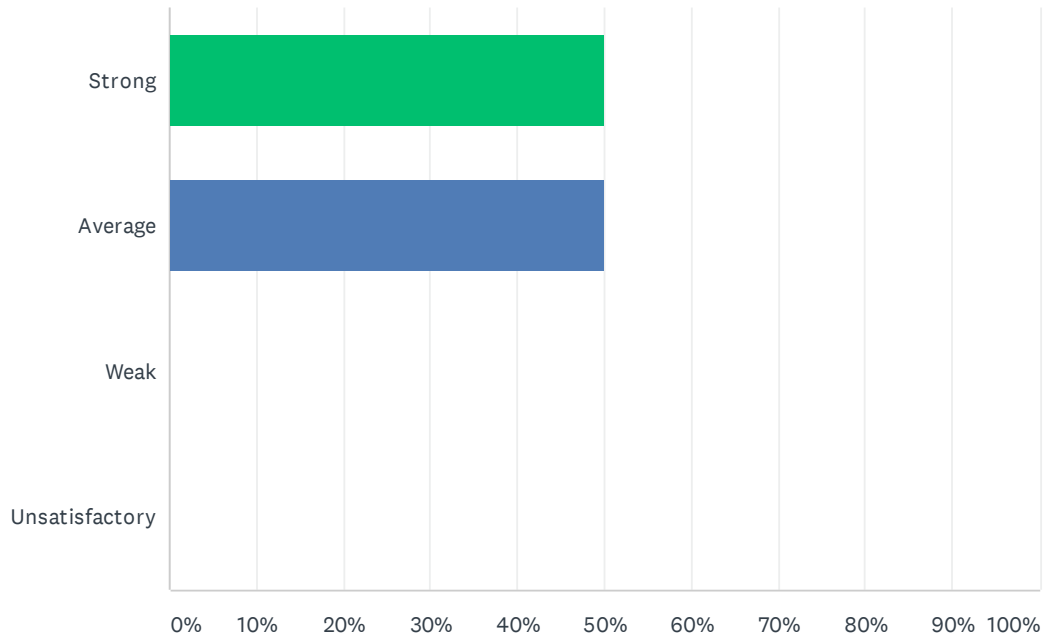
Answered: 6 Skipped: 0



ANSWER CHOICES	RESPONSES	
Strong	33.33%	2
Average	66.67%	4
Weak	0.00%	0
Unsatisfactory	0.00%	0
<b>TOTAL</b>		<b>6</b>

Q17 Bank days are used for PLC activities; Site administration uses two Bank Days a month and staff gets uninterrupted planning/preparation time twice a month during Bank Days.

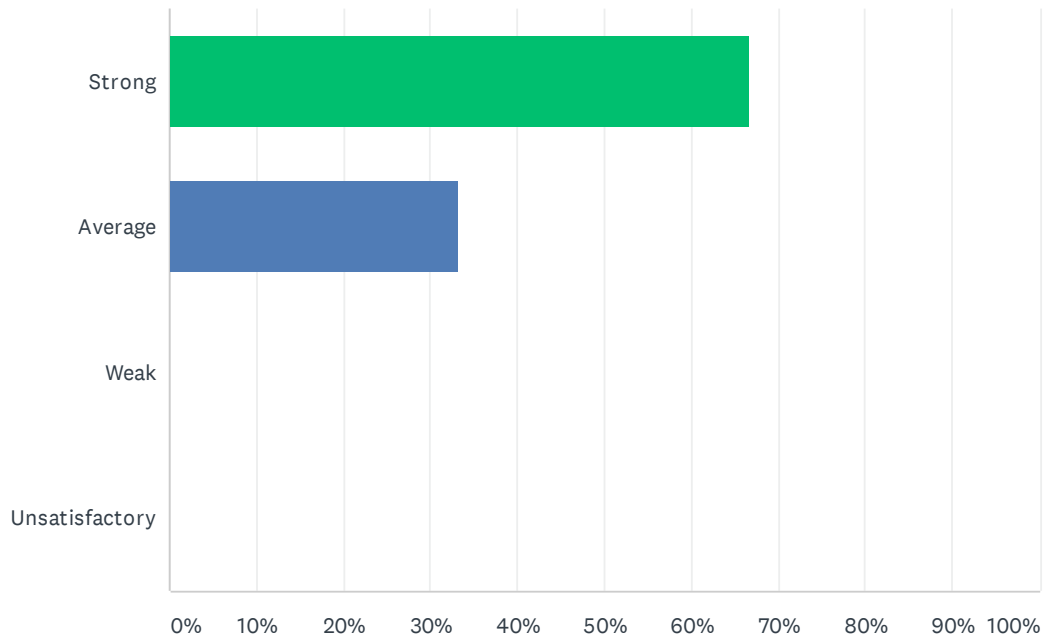
Answered: 6 Skipped: 0



ANSWER CHOICES	RESPONSES
Strong	50.00% 3
Average	50.00% 3
Weak	0.00% 0
Unsatisfactory	0.00% 0
TOTAL	6

### Q18 My site receives daily consecutive uninterrupted planning/preparation time. (30 minutes / 40 minutes)

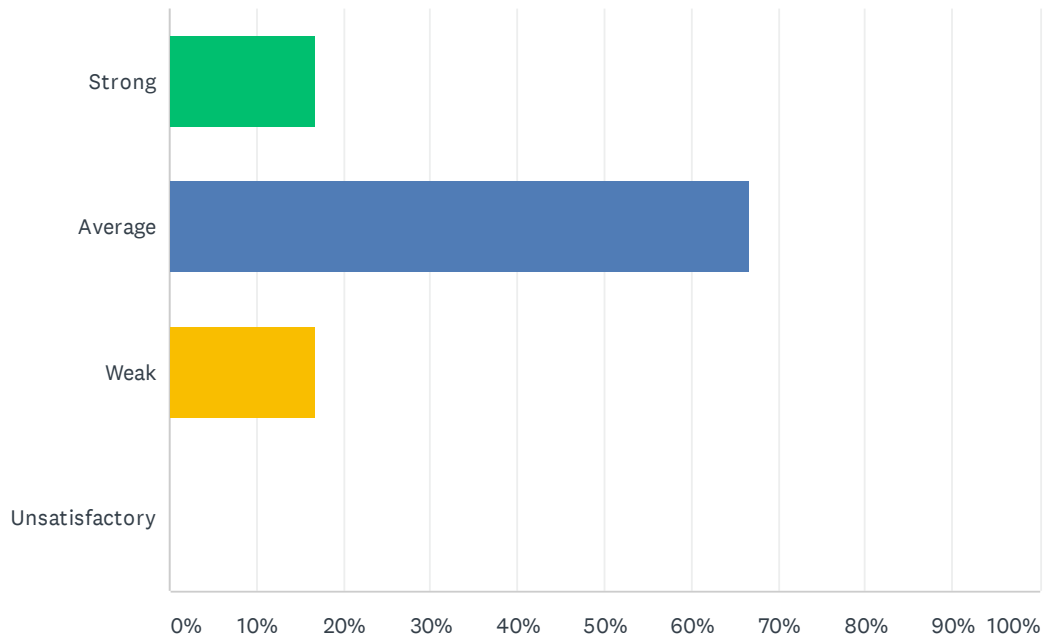
Answered: 6 Skipped: 0



ANSWER CHOICES	RESPONSES	
Strong	66.67%	4
Average	33.33%	2
Weak	0.00%	0
Unsatisfactory	0.00%	0
<b>TOTAL</b>		<b>6</b>

### Q19 Staff is given time to input district required data (ie. Benchmarks, Dibels, CFAs, Report Card, and etc).

Answered: 6 Skipped: 0

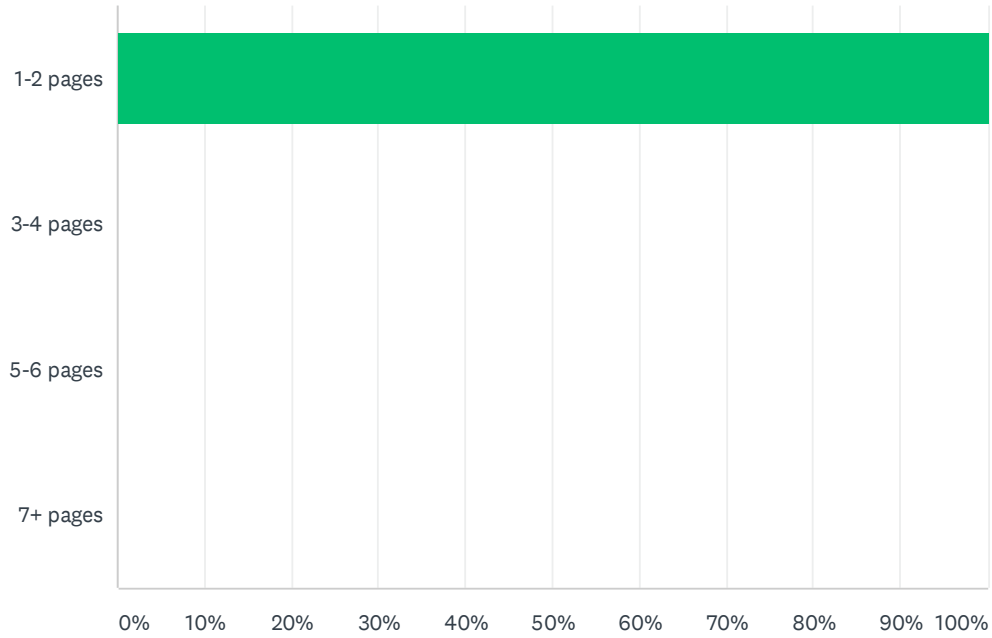


ANSWER CHOICES	RESPONSES	
Strong	16.67%	1
Average	66.67%	4
Weak	16.67%	1
Unsatisfactory	0.00%	0
<b>TOTAL</b>		<b>6</b>



## Q20 Teachers are required to submit complete, but not excessively lengthy lesson plans.

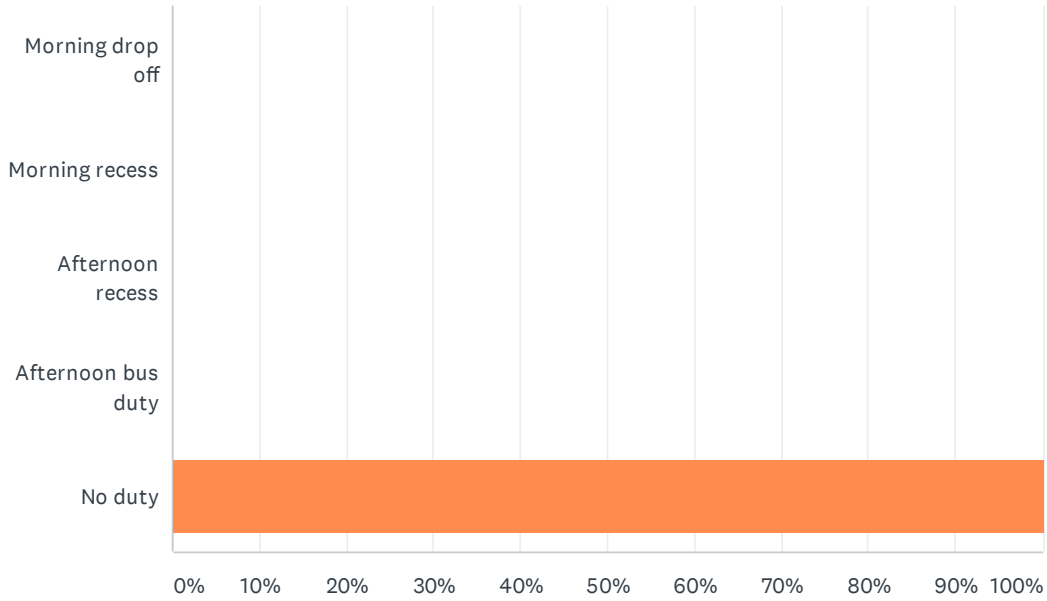
Answered: 6 Skipped: 0



ANSWER CHOICES	RESPONSES	
1-2 pages	100.00%	6
3-4 pages	0.00%	0
5-6 pages	0.00%	0
7+ pages	0.00%	0
<b>TOTAL</b>		<b>6</b>

## Q21 Staff has recess and/or bus duty.

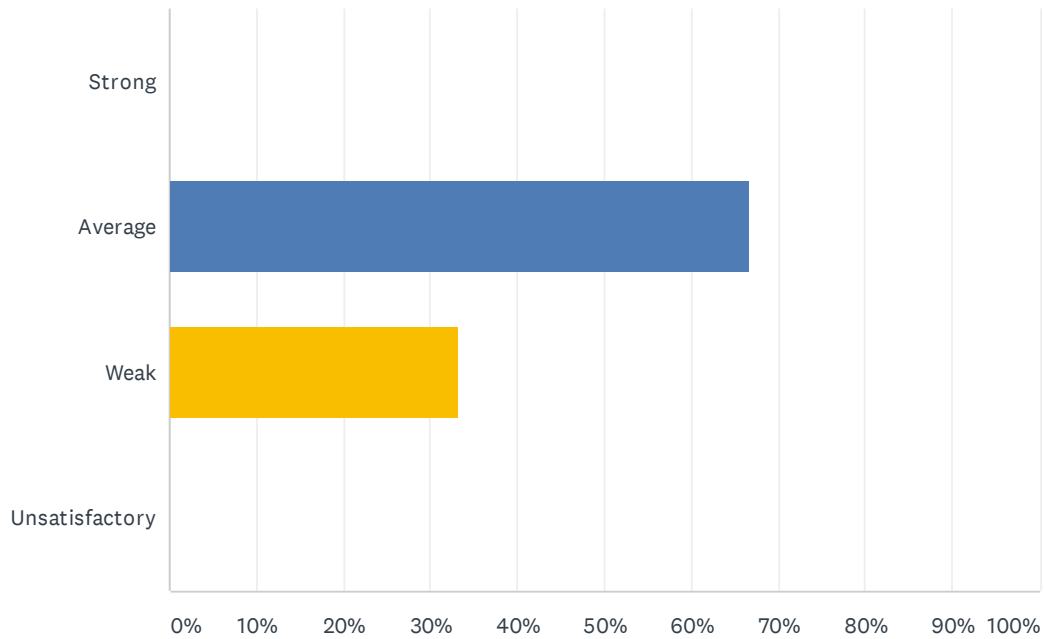
Answered: 5 Skipped: 1



ANSWER CHOICES	RESPONSES	
Morning drop off	0.00%	0
Morning recess	0.00%	0
Afternoon recess	0.00%	0
Afternoon bus duty	0.00%	0
No duty	100.00%	5
Total Respondents: 5		

## Q22 The Special Education Department is assisting you with your questions, problems, and concerns.

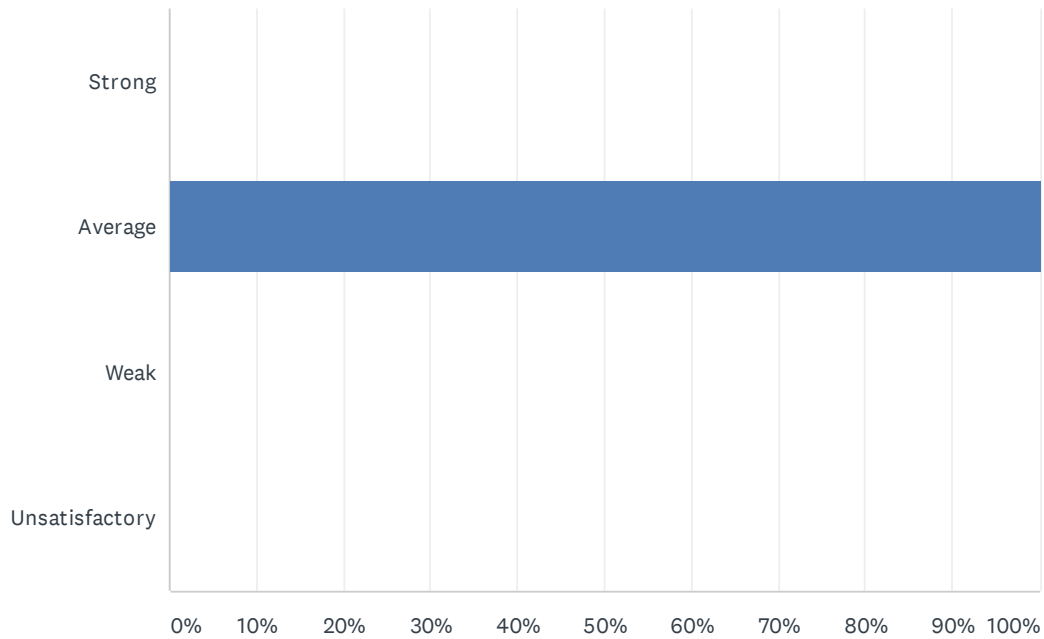
Answered: 3 Skipped: 3



ANSWER CHOICES	RESPONSES	
Strong	0.00%	0
Average	66.67%	2
Weak	33.33%	1
Unsatisfactory	0.00%	0
<b>TOTAL</b>		<b>3</b>

## Q23 Special Education class size is balanced within each program to ensure student safety and individualized instruction.

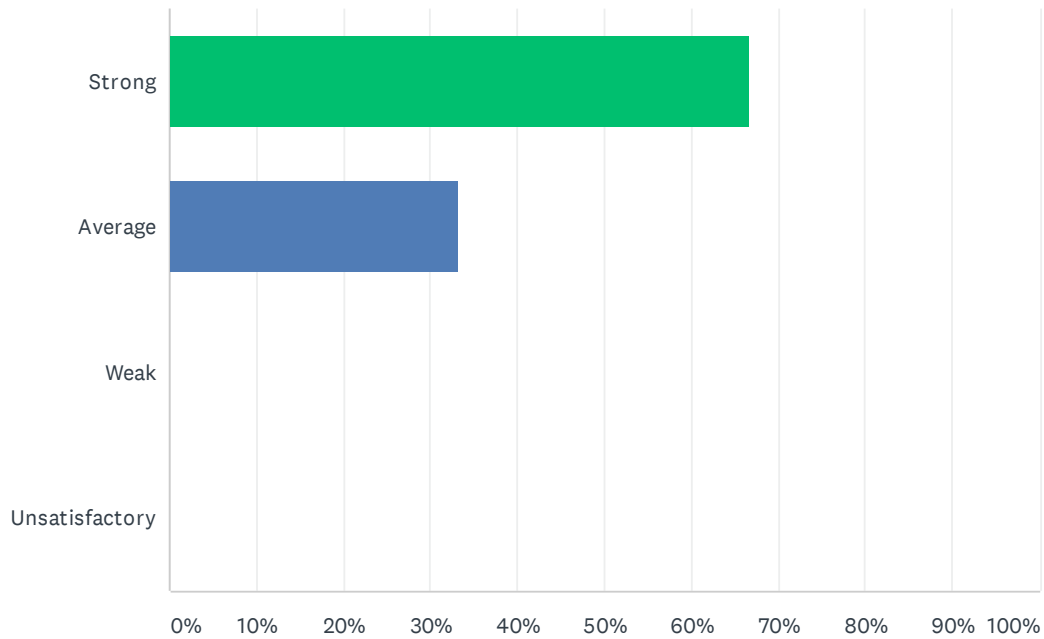
Answered: 3 Skipped: 3



ANSWER CHOICES	RESPONSES	
Strong	0.00%	0
Average	100.00%	3
Weak	0.00%	0
Unsatisfactory	0.00%	0
<b>TOTAL</b>		<b>3</b>

## Q24 Special education teachers have opportunities to participate in school-based, content area staff development.

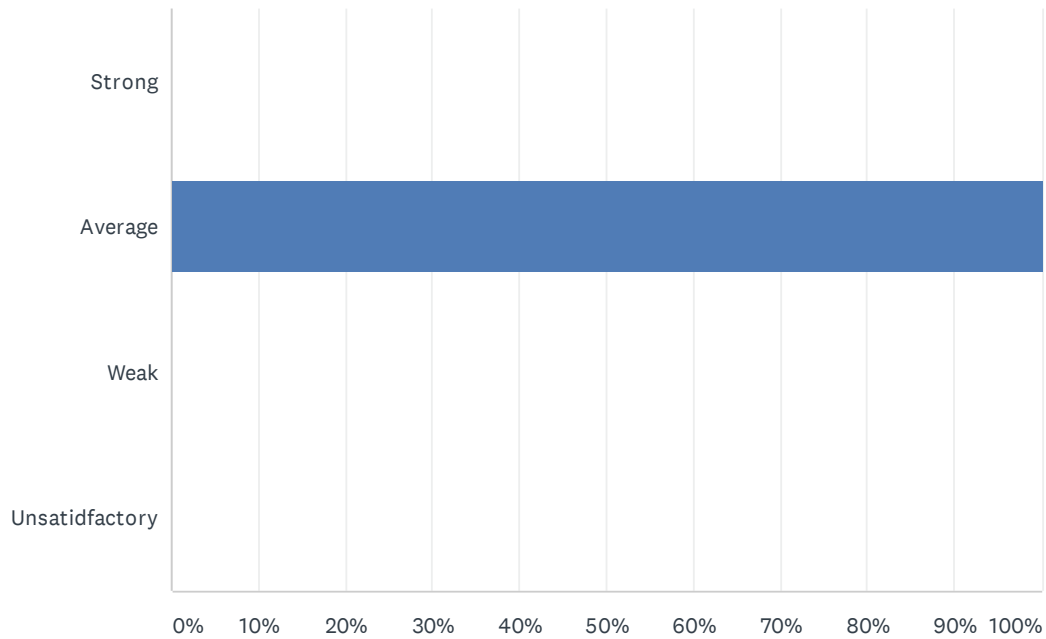
Answered: 3 Skipped: 3



ANSWER CHOICES	RESPONSES	
Strong	66.67%	2
Average	33.33%	1
Weak	0.00%	0
Unsatisfactory	0.00%	0
<b>TOTAL</b>		<b>3</b>

## Q25 Special education teachers have needed access to ALL instructional resources provided to the general education teachers.

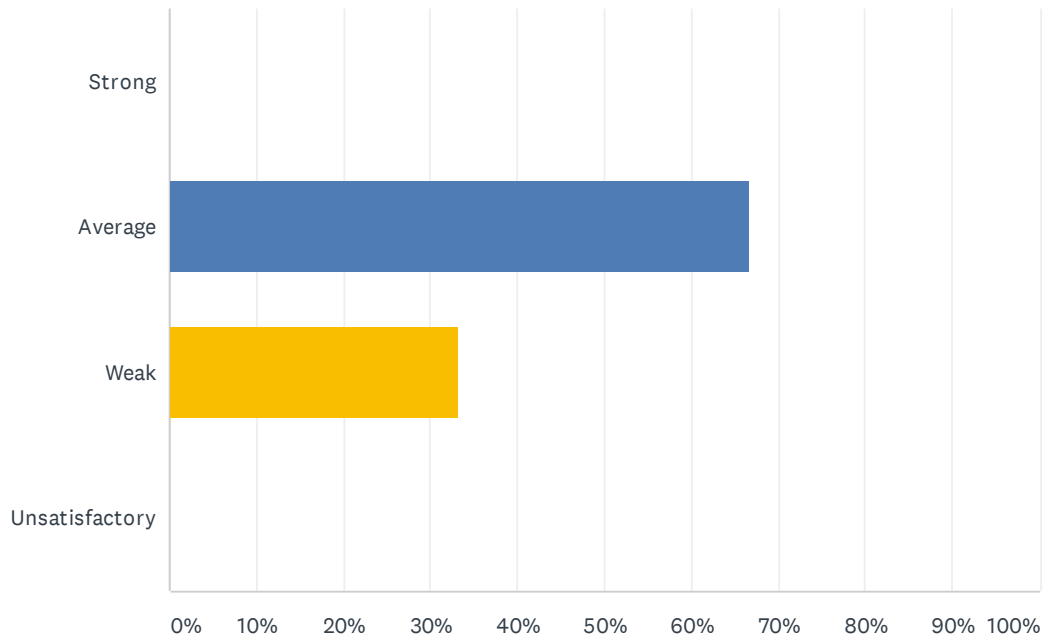
Answered: 3 Skipped: 3



ANSWER CHOICES	RESPONSES	
Strong	0.00%	0
Average	100.00%	3
Weak	0.00%	0
Unsatisfactory	0.00%	0
<b>TOTAL</b>		<b>3</b>

## Q26 Special education teachers are adequately trained in the administration of state assessments and District IEP's.

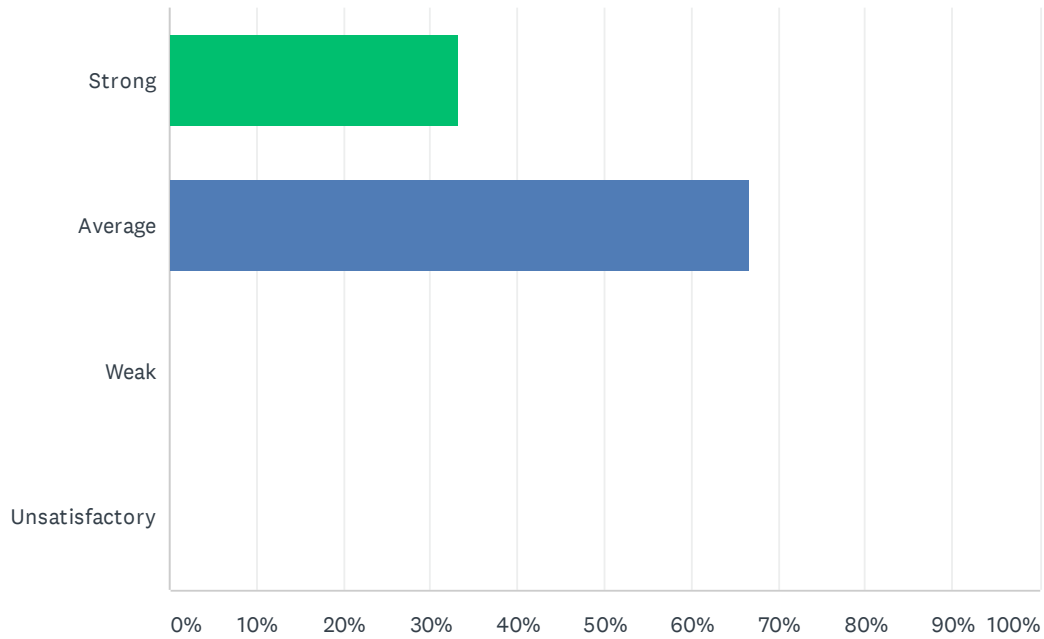
Answered: 3 Skipped: 3



ANSWER CHOICES	RESPONSES	
Strong	0.00%	0
Average	66.67%	2
Weak	33.33%	1
Unsatisfactory	0.00%	0
<b>TOTAL</b>		<b>3</b>

## Q27 The site principal is accessible to discuss special education issues.

Answered: 3 Skipped: 3

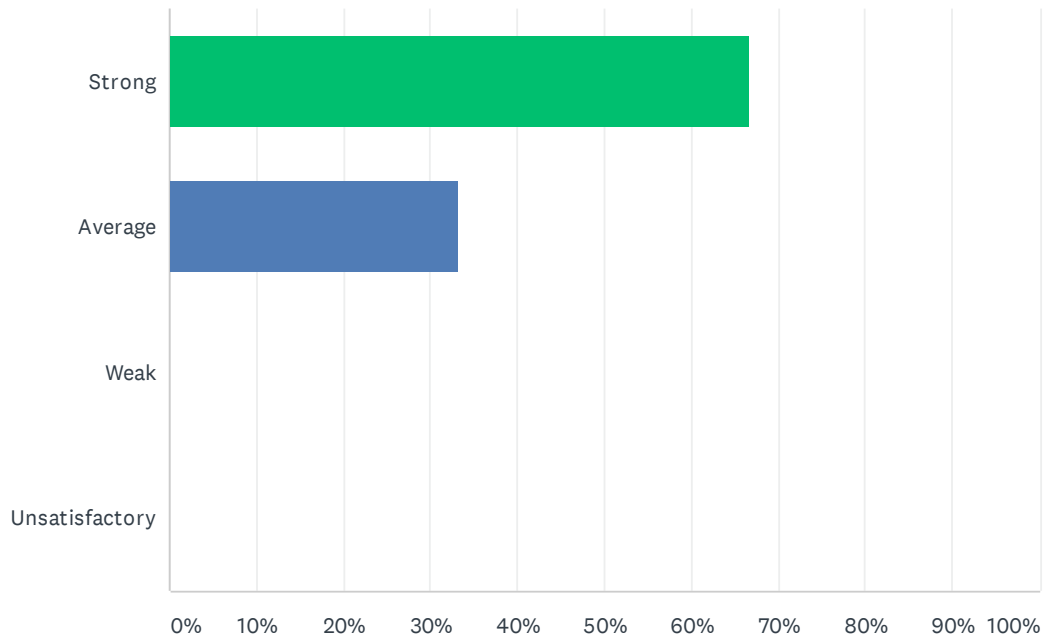


ANSWER CHOICES	RESPONSES
Strong	33.33% 1
Average	66.67% 2
Weak	0.00% 0
Unsatisfactory	0.00% 0
<b>TOTAL</b>	<b>3</b>



## Q28 The site principal promotes equal opportunities for all students to learn.

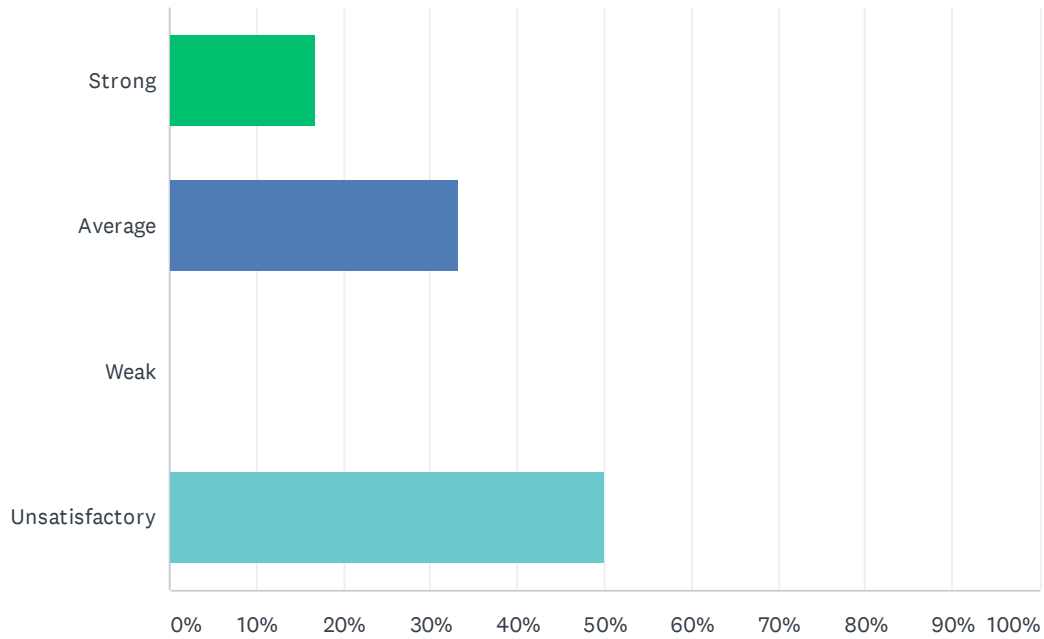
Answered: 3 Skipped: 3



ANSWER CHOICES	RESPONSES	
Strong	66.67%	2
Average	33.33%	1
Weak	0.00%	0
Unsatisfactory	0.00%	0
<b>TOTAL</b>		<b>3</b>

## Q29 PBIS is used effectively and is improving behavior.

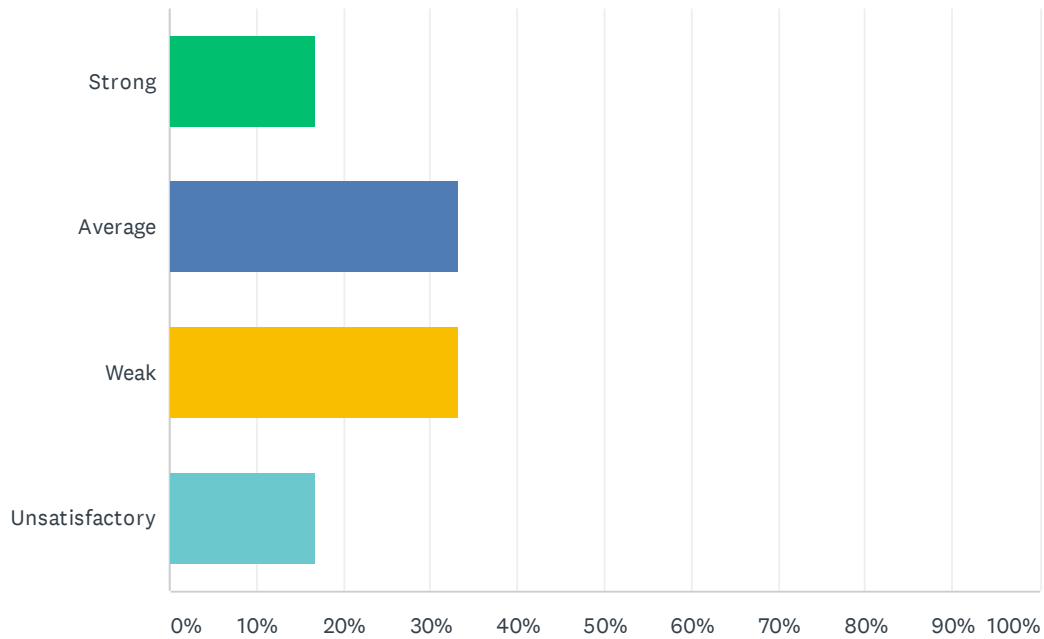
Answered: 6 Skipped: 0



ANSWER CHOICES	RESPONSES	
Strong	16.67%	1
Average	33.33%	2
Weak	0.00%	0
Unsatisfactory	50.00%	3
<b>TOTAL</b>		<b>6</b>

### Q30 PBIS and Behavior Intervention Specialists are creating a safer environment at my site.

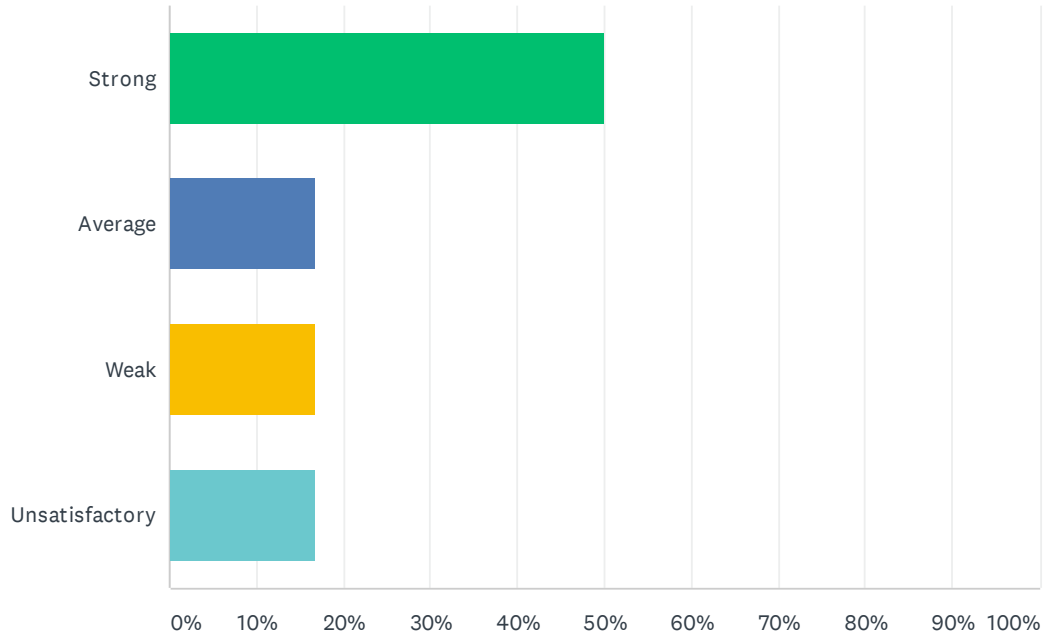
Answered: 6 Skipped: 0



ANSWER CHOICES	RESPONSES	
Strong	16.67%	1
Average	33.33%	2
Weak	33.33%	2
Unsatisfactory	16.67%	1
<b>TOTAL</b>		<b>6</b>

### Q31 Staff and students feel safe at my site.

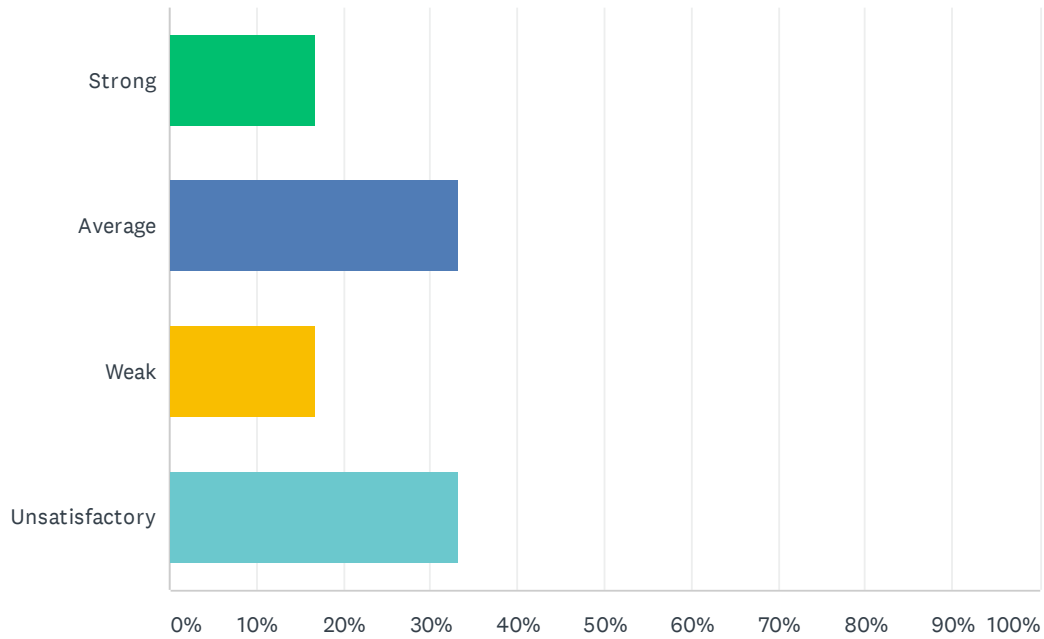
Answered: 6 Skipped: 0



ANSWER CHOICES	RESPONSES	
Strong	50.00%	3
Average	16.67%	1
Weak	16.67%	1
Unsatisfactory	16.67%	1
<b>TOTAL</b>		<b>6</b>

### Q32 Discipline is improving at my site and not interfering with learning.

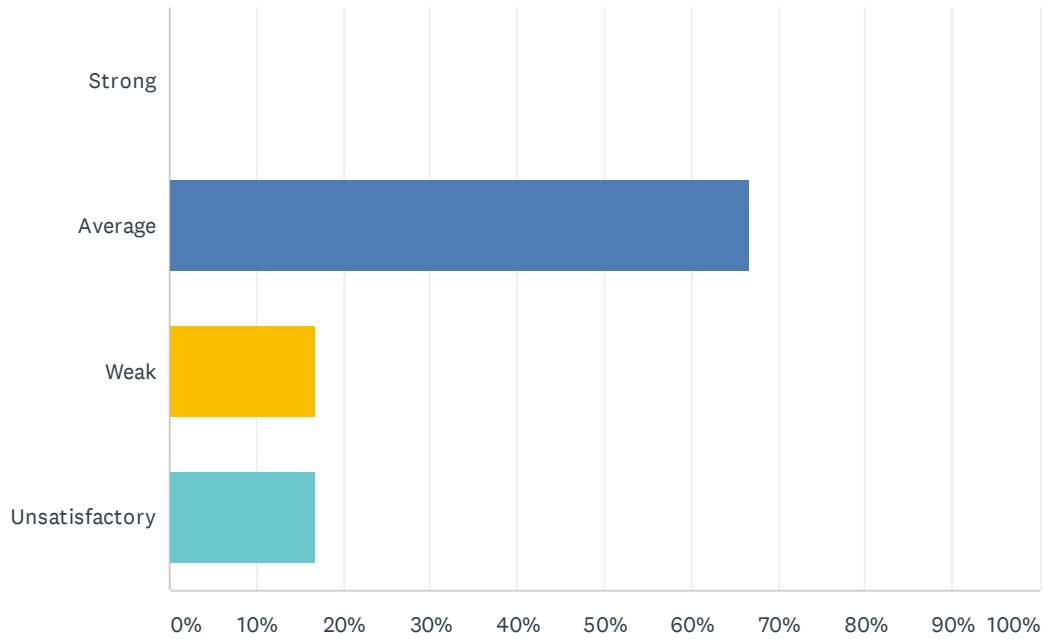
Answered: 6 Skipped: 0



ANSWER CHOICES	RESPONSES	
Strong	16.67%	1
Average	33.33%	2
Weak	16.67%	1
Unsatisfactory	33.33%	2
<b>TOTAL</b>		<b>6</b>

### Q33 Positive referrals are an effective tool in improving discipline.

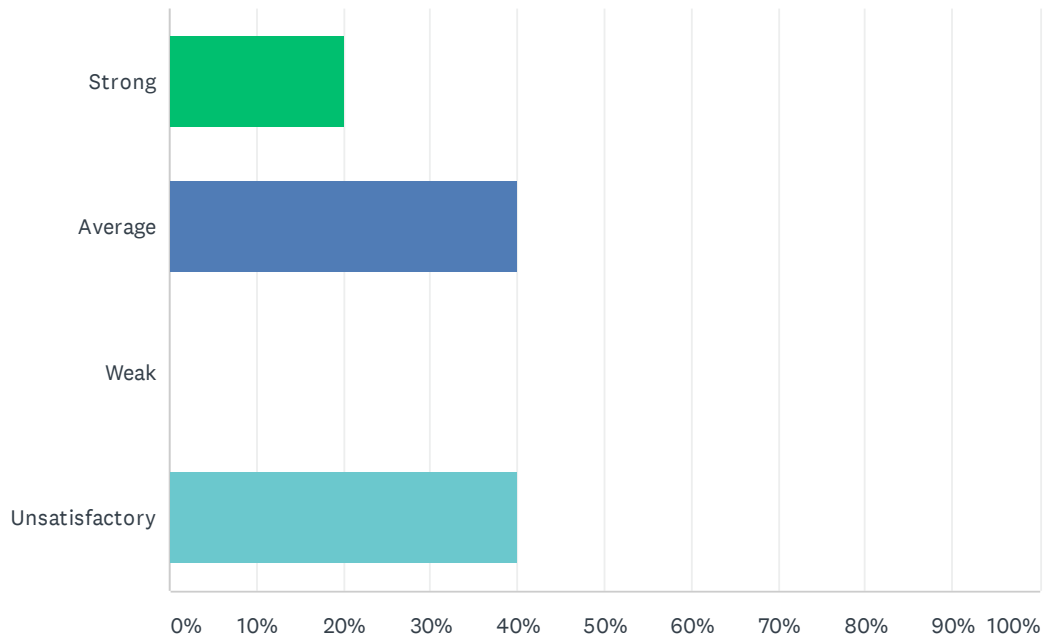
Answered: 6 Skipped: 0



ANSWER CHOICES	RESPONSES	
Strong	0.00%	0
Average	66.67%	4
Weak	16.67%	1
Unsatisfactory	16.67%	1
<b>TOTAL</b>		<b>6</b>

### Q34 When ODR's (office disciplinary referral) are written the teacher's word is valued and trusted.

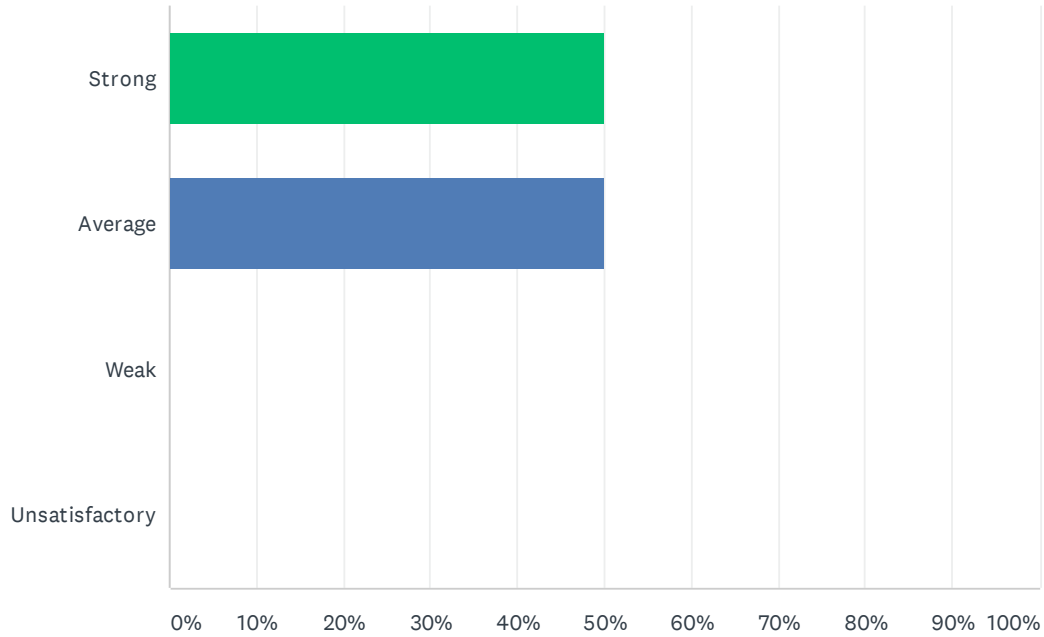
Answered: 5 Skipped: 1



ANSWER CHOICES	RESPONSES	
Strong	20.00%	1
Average	40.00%	2
Weak	0.00%	0
Unsatisfactory	40.00%	2
<b>TOTAL</b>		<b>5</b>

### Q35 My site has a positive atmosphere.

Answered: 6 Skipped: 0

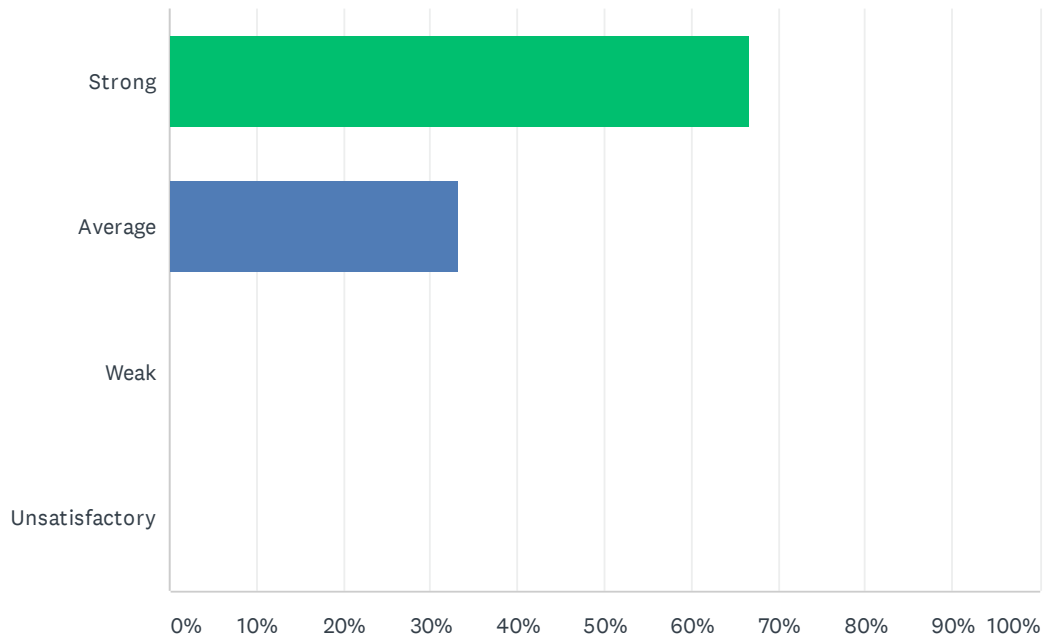


ANSWER CHOICES	RESPONSES	
Strong	50.00%	3
Average	50.00%	3
Weak	0.00%	0
Unsatisfactory	0.00%	0
<b>TOTAL</b>		<b>6</b>



### Q36 I would recommend my site to other employees and prospective teachers.

Answered: 6 Skipped: 0



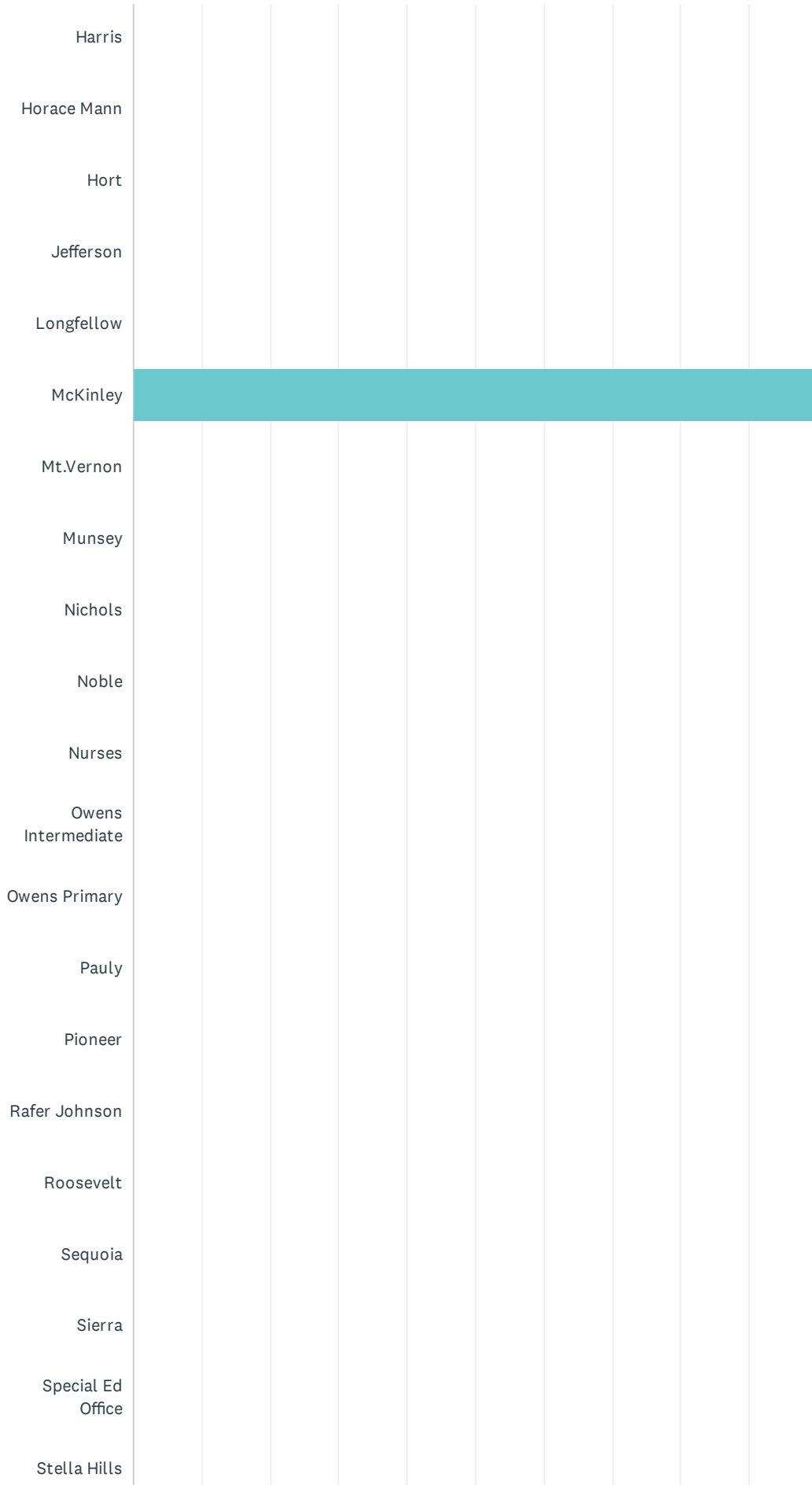
ANSWER CHOICES	RESPONSES	
Strong	66.67%	4
Average	33.33%	2
Weak	0.00%	0
Unsatisfactory	0.00%	0
<b>TOTAL</b>		<b>6</b>

**Q1 School Site (If you work at multiple sites choose your home site OR complete a survey for each site at which you spend significant time.)**

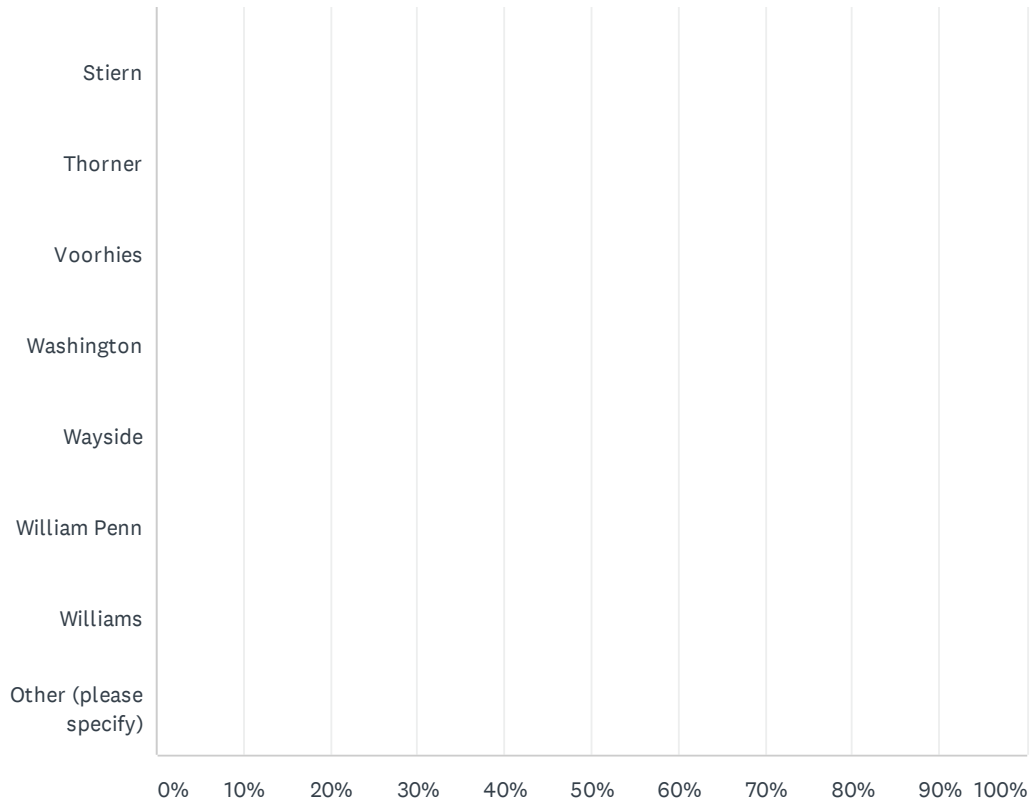
Answered: 22 Skipped: 0

Casa Loma										
Cato										
Chavez										
Chipman										
College Hts										
Compton										
Curran										
Downtown										
Ed Center										
Eissler										
Emerson										
Evergreen										
Fletcher										
Frank West										
Franklin										
Fremont										
Garza										
Harding										

2019-2020 BETA Administration/Site Climate Survey



2019-2020 BETA Administration/Site Climate Survey



2019-2020 BETA Administration/Site Climate Survey

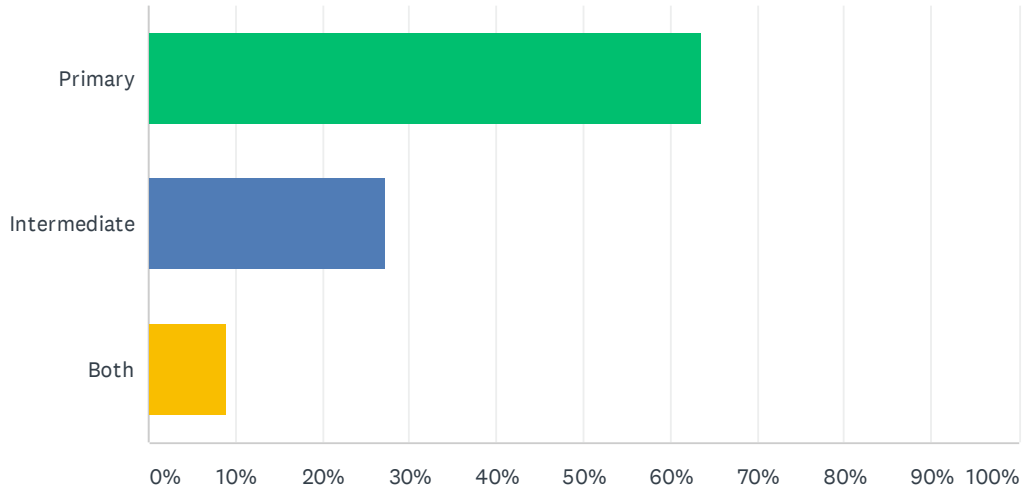
ANSWER CHOICES	RESPONSES	
Casa Loma	0.00%	0
Cato	0.00%	0
Chavez	0.00%	0
Chipman	0.00%	0
College Hts	0.00%	0
Compton	0.00%	0
Curran	0.00%	0
Downtown	0.00%	0
Ed Center	0.00%	0
Eissler	0.00%	0
Emerson	0.00%	0
Evergreen	0.00%	0
Fletcher	0.00%	0
Frank West	0.00%	0
Franklin	0.00%	0
Fremont	0.00%	0
Garza	0.00%	0
Harding	0.00%	0
Harris	0.00%	0
Horace Mann	0.00%	0
Hort	0.00%	0
Jefferson	0.00%	0
Longfellow	0.00%	0
McKinley	100.00%	22
Mt.Vernon	0.00%	0
Munsey	0.00%	0
Nichols	0.00%	0
Noble	0.00%	0
Nurses	0.00%	0
Owens Intermediate	0.00%	0
Owens Primary	0.00%	0
Pauly	0.00%	0

2019-2020 BETA Administration/Site Climate Survey

Pioneer	0.00%	0
Rafer Johnson	0.00%	0
Roosevelt	0.00%	0
Sequoia	0.00%	0
Sierra	0.00%	0
Special Ed Office	0.00%	0
Stella Hills	0.00%	0
Stiern	0.00%	0
Thorner	0.00%	0
Voorhies	0.00%	0
Washington	0.00%	0
Wayside	0.00%	0
William Penn	0.00%	0
Williams	0.00%	0
Other (please specify)	0.00%	0
Total Respondents: 22		

## Q2 Instructional Grade Level or Support Services

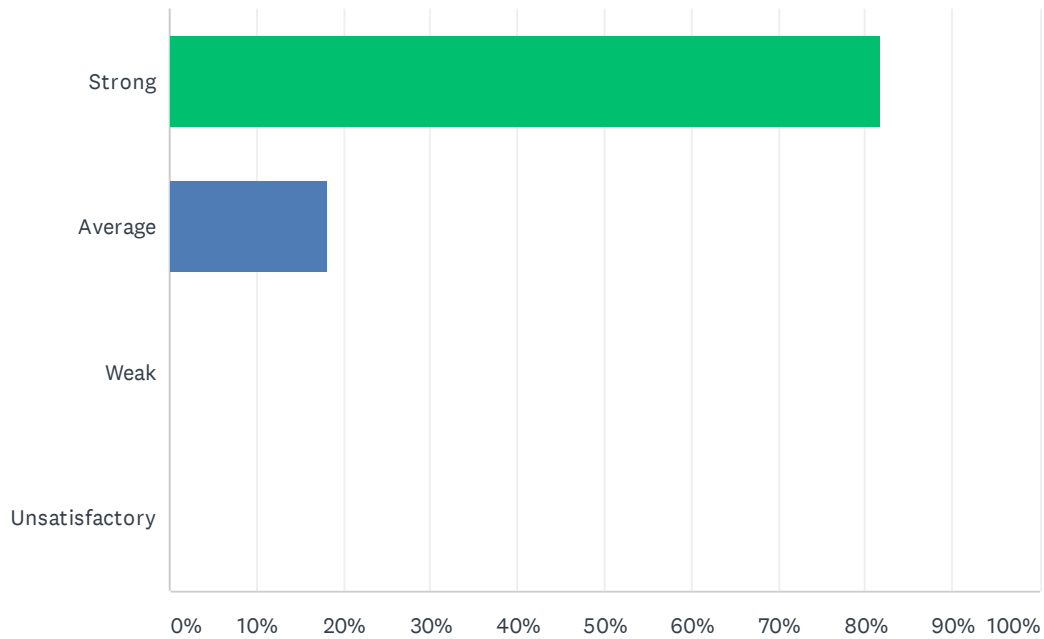
Answered: 22 Skipped: 0



ANSWER CHOICES	RESPONSES	
Primary	63.64%	14
Intermediate	27.27%	6
Both	9.09%	2
TOTAL		22

### Q3 Site administration is sensitive to the needs of students, staff, and community.

Answered: 22 Skipped: 0

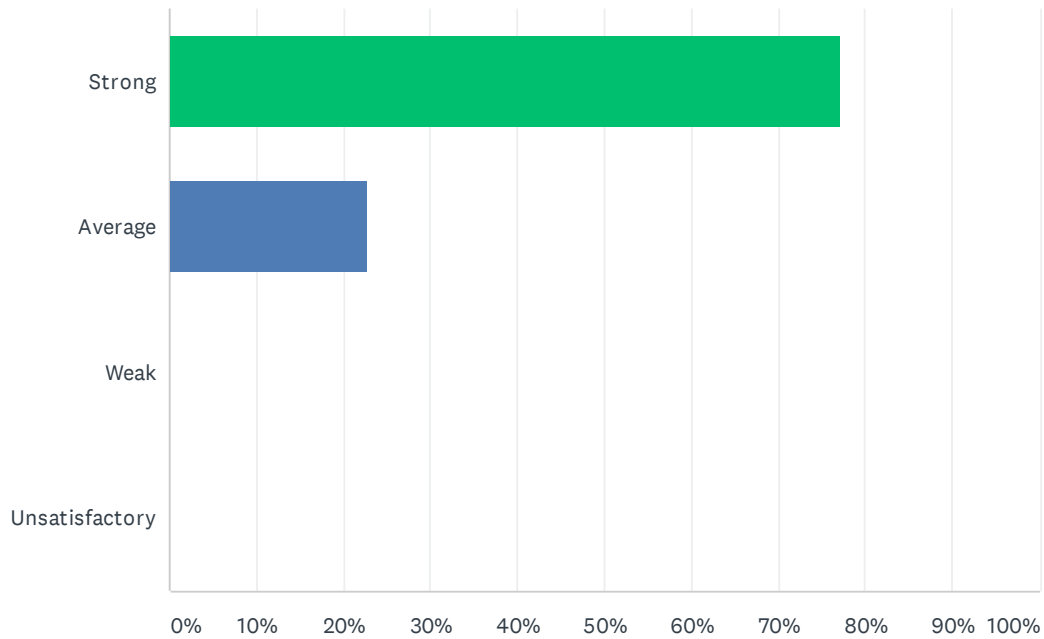


ANSWER CHOICES	RESPONSES	
Strong	81.82%	18
Average	18.18%	4
Weak	0.00%	0
Unsatisfactory	0.00%	0
<b>TOTAL</b>		<b>22</b>



## Q4 Site administration treats staff with respect; you feel like a valued member of a team

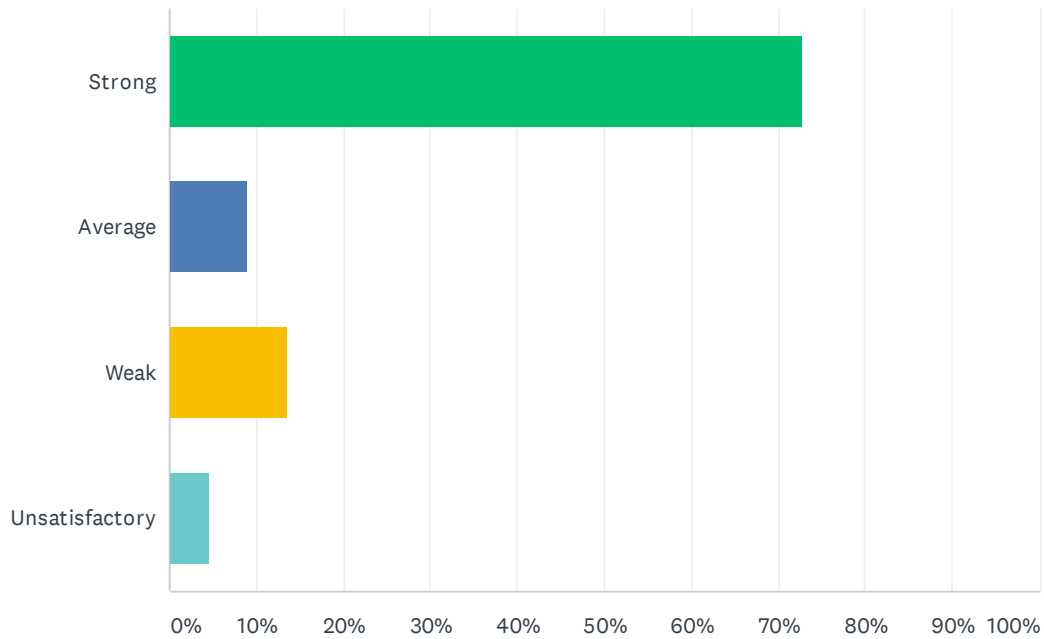
Answered: 22 Skipped: 0



ANSWER CHOICES	RESPONSES	
Strong	77.27%	17
Average	22.73%	5
Weak	0.00%	0
Unsatisfactory	0.00%	0
<b>TOTAL</b>		<b>22</b>

### Q5 Site administration conducts classroom visits (walk-through) in least the disruptive manner and leaves timely feedback (within 24 hours).

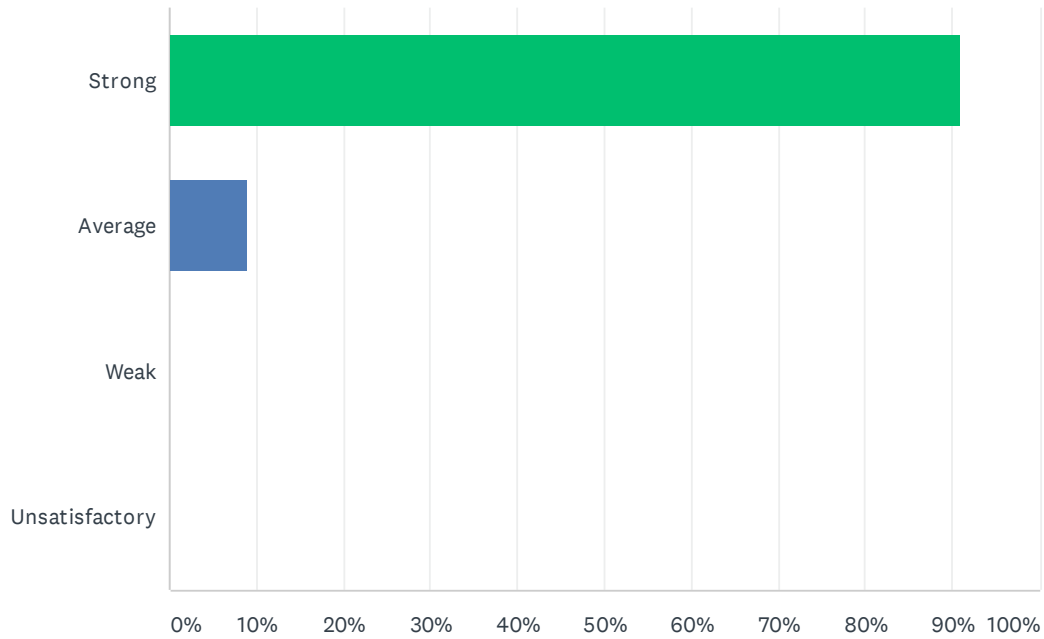
Answered: 22 Skipped: 0



ANSWER CHOICES	RESPONSES	
Strong	72.73%	16
Average	9.09%	2
Weak	13.64%	3
Unsatisfactory	4.55%	1
<b>TOTAL</b>		<b>22</b>

## Q6 Site administration follows the contract and respects personal rights.

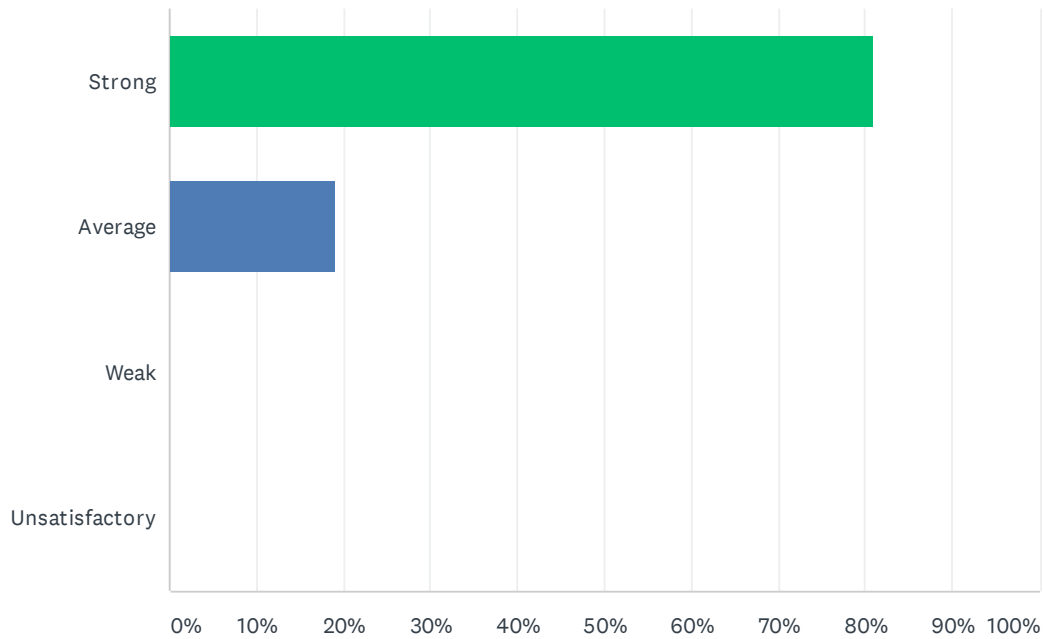
Answered: 22 Skipped: 0



ANSWER CHOICES	RESPONSES	
Strong	90.91%	20
Average	9.09%	2
Weak	0.00%	0
Unsatisfactory	0.00%	0
<b>TOTAL</b>		<b>22</b>

### Q7 Administration utilizes staff according to their job description (ie. Coaches, APL's, Specialists & Staff).

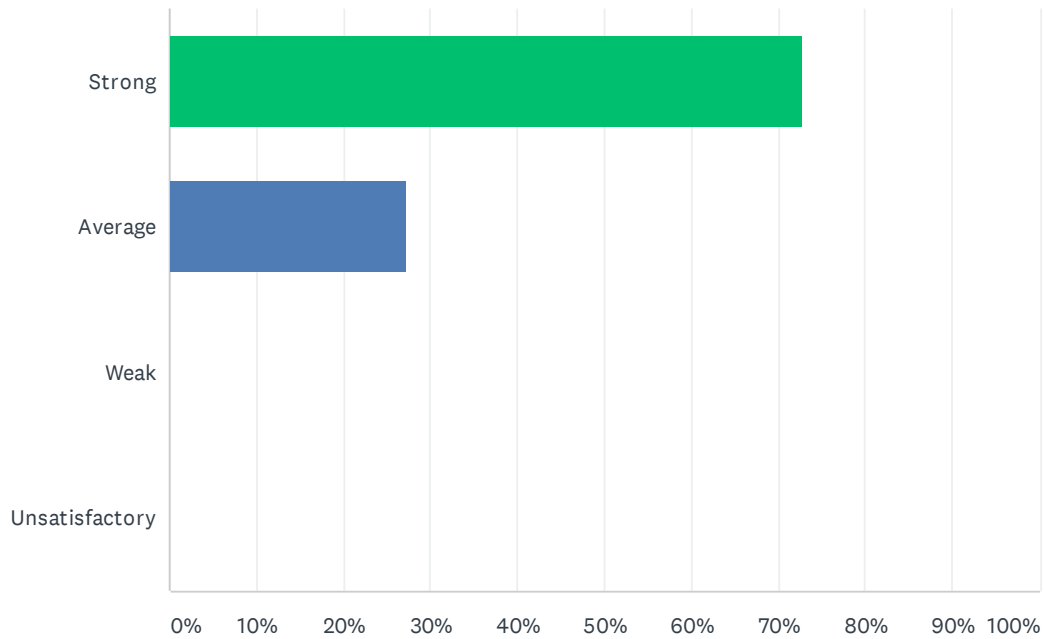
Answered: 21 Skipped: 1



ANSWER CHOICES	RESPONSES	
Strong	80.95%	17
Average	19.05%	4
Weak	0.00%	0
Unsatisfactory	0.00%	0
<b>TOTAL</b>		<b>21</b>

## Q8 Administration maintains open communication with staff, parents, and students.

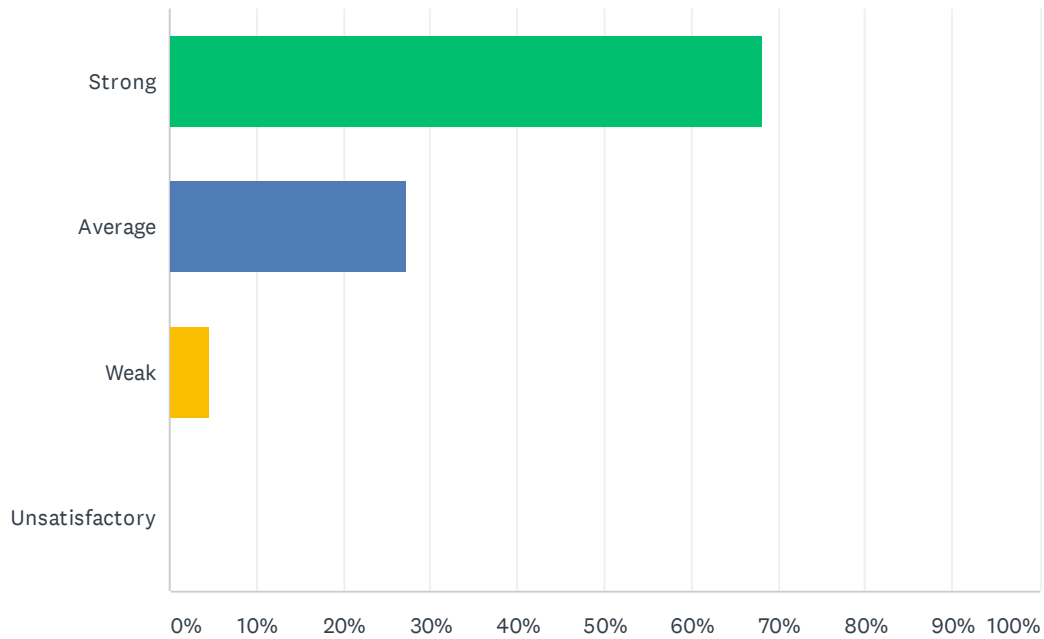
Answered: 22 Skipped: 0



ANSWER CHOICES	RESPONSES	
Strong	72.73%	16
Average	27.27%	6
Weak	0.00%	0
Unsatisfactory	0.00%	0
<b>TOTAL</b>		<b>22</b>

## Q9 Administration supports staff against attacks and criticism from parents.

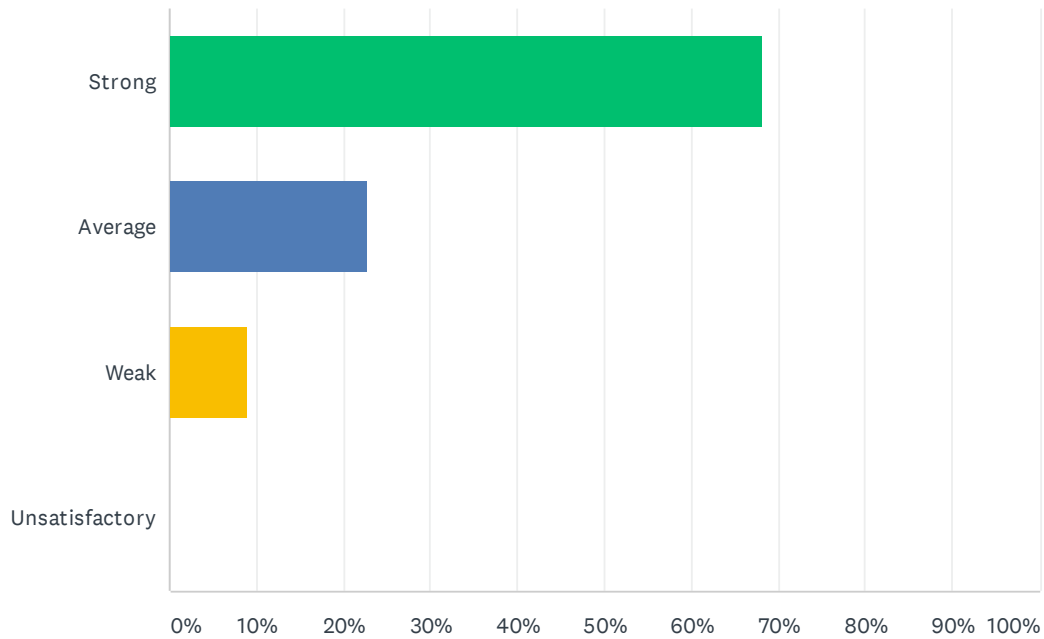
Answered: 22 Skipped: 0



ANSWER CHOICES	RESPONSES	
Strong	68.18%	15
Average	27.27%	6
Weak	4.55%	1
Unsatisfactory	0.00%	0
<b>TOTAL</b>		<b>22</b>

### Q10 Site administration treats all teachers equally; there is no preferential treatment.

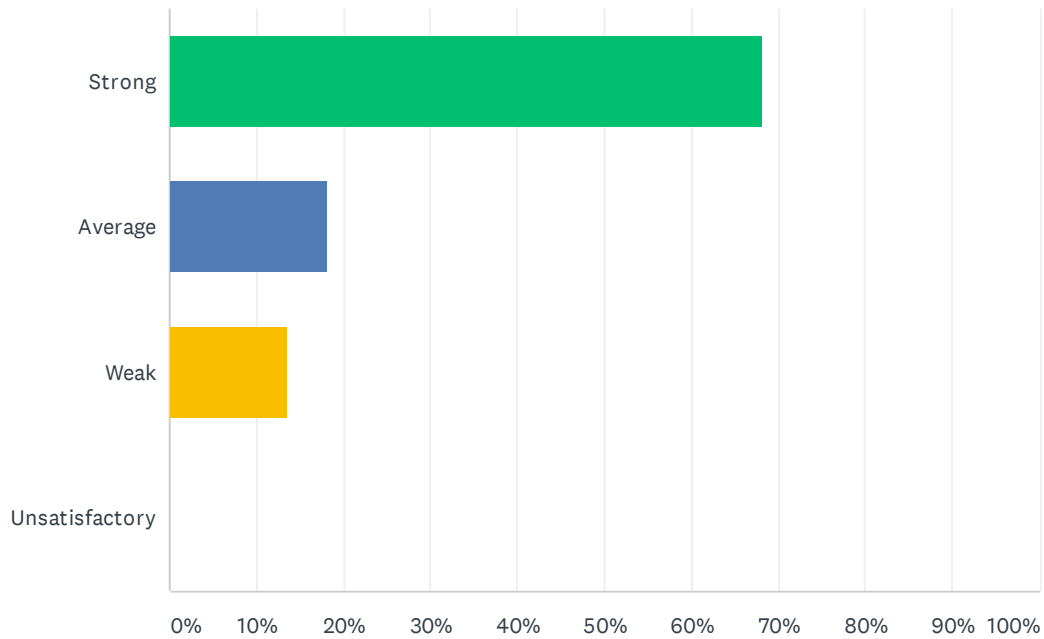
Answered: 22 Skipped: 0



ANSWER CHOICES	RESPONSES	
Strong	68.18%	15
Average	22.73%	5
Weak	9.09%	2
Unsatisfactory	0.00%	0
<b>TOTAL</b>		<b>22</b>

## Q11 Administration supports classroom discipline procedures and follows District discipline guidelines.

Answered: 22 Skipped: 0

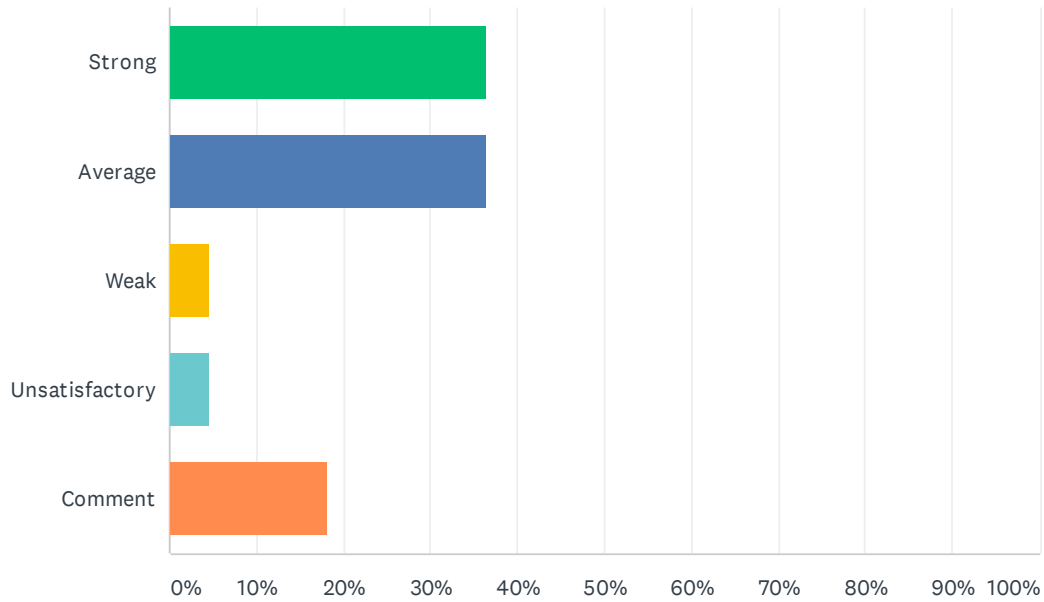


ANSWER CHOICES	RESPONSES	
Strong	68.18%	15
Average	18.18%	4
Weak	13.64%	3
Unsatisfactory	0.00%	0
<b>TOTAL</b>		<b>22</b>



### Q12 Administration processes ODR's (Office Disciplinary Referrals) within 48 hours and supports staff when discipline moves beyond classroom managed behaviors.

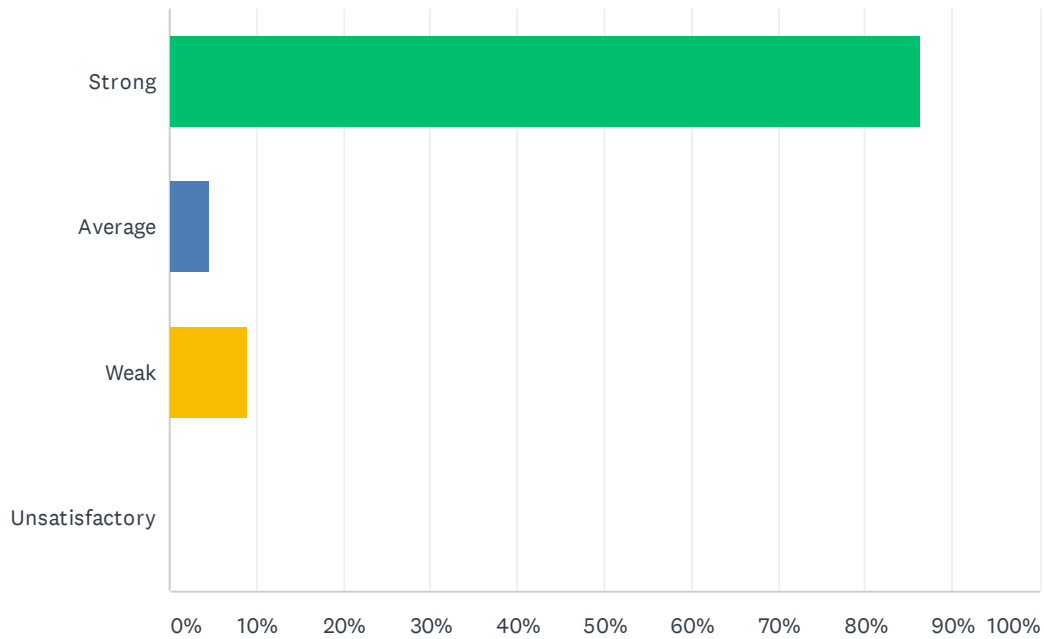
Answered: 22 Skipped: 0



ANSWER CHOICES	RESPONSES	
Strong	36.36%	8
Average	36.36%	8
Weak	4.55%	1
Unsatisfactory	4.55%	1
Comment	18.18%	4
<b>TOTAL</b>		<b>22</b>

### Q13 Administration treats teachers as professionals; the teacher's word is not disregarded in favor of the student's.

Answered: 22 Skipped: 0



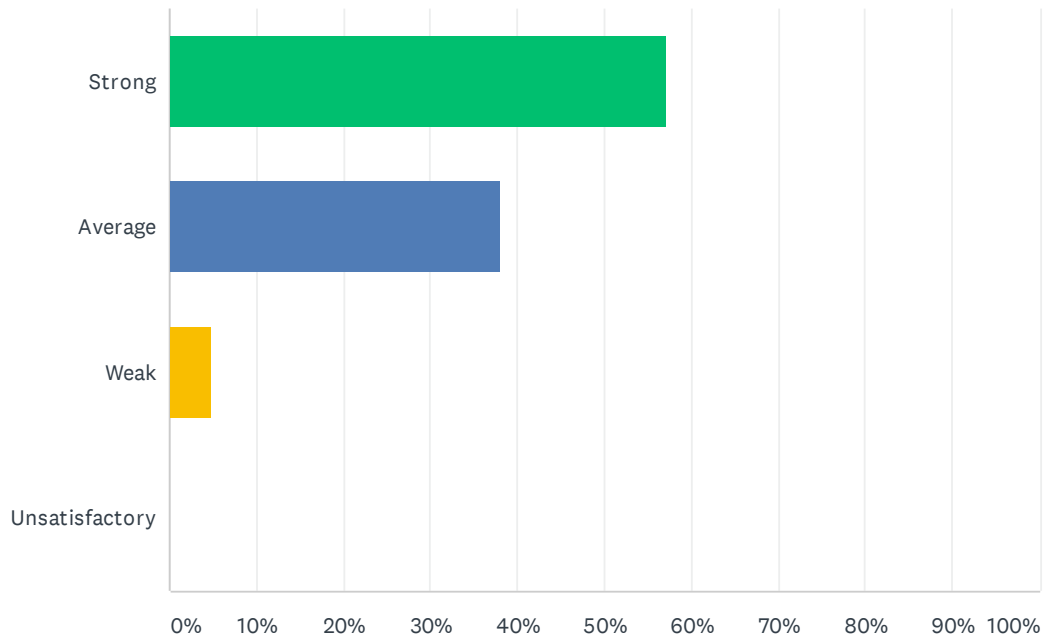
ANSWER CHOICES	RESPONSES	
Strong	86.36%	19
Average	4.55%	1
Weak	9.09%	2
Unsatisfactory	0.00%	0
<b>TOTAL</b>		<b>22</b>

**Q14 How do you feel that your administration positively/negatively impacts working conditions at your site?**

Answered: 12 Skipped: 10

## Q15 Site staff is involved in setting school policies and budgetary priorities.

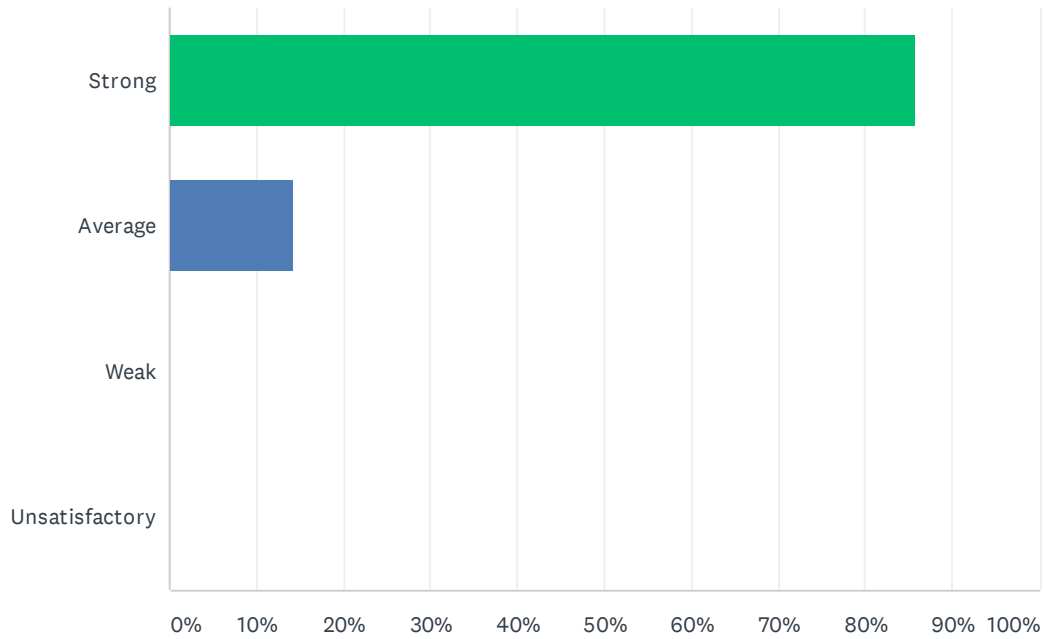
Answered: 21 Skipped: 1



ANSWER CHOICES	RESPONSES	
Strong	57.14%	12
Average	38.10%	8
Weak	4.76%	1
Unsatisfactory	0.00%	0
<b>TOTAL</b>		<b>21</b>

## Q16 Site meetings are productive and not excessive.

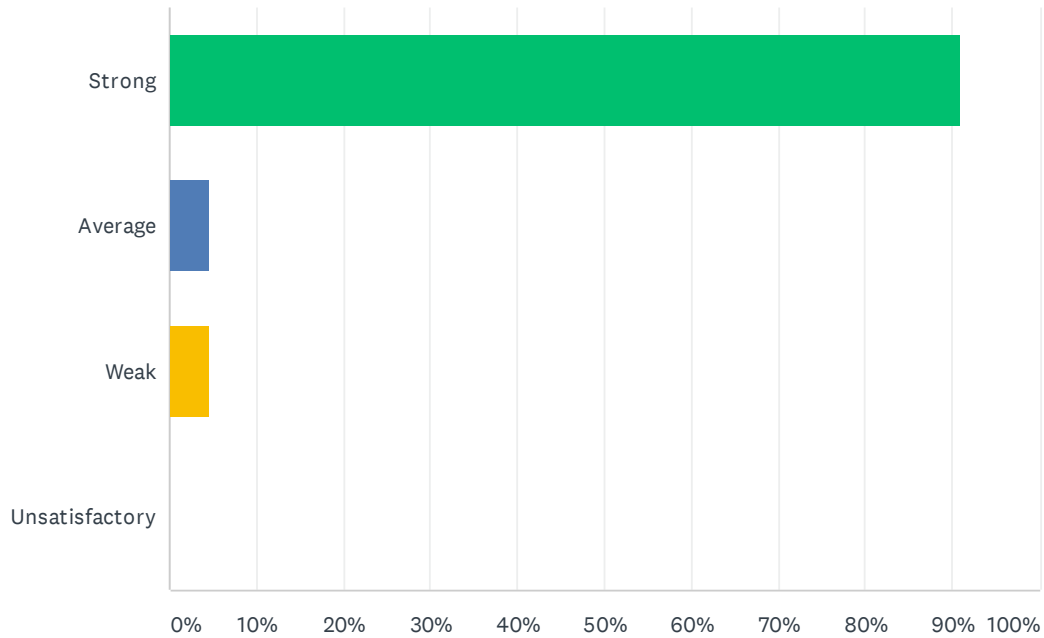
Answered: 21 Skipped: 1



ANSWER CHOICES	RESPONSES	
Strong	85.71%	18
Average	14.29%	3
Weak	0.00%	0
Unsatisfactory	0.00%	0
<b>TOTAL</b>		<b>21</b>

Q17 Bank days are used for PLC activities; Site administration uses two Bank Days a month and staff gets uninterrupted planning/preparation time twice a month during Bank Days.

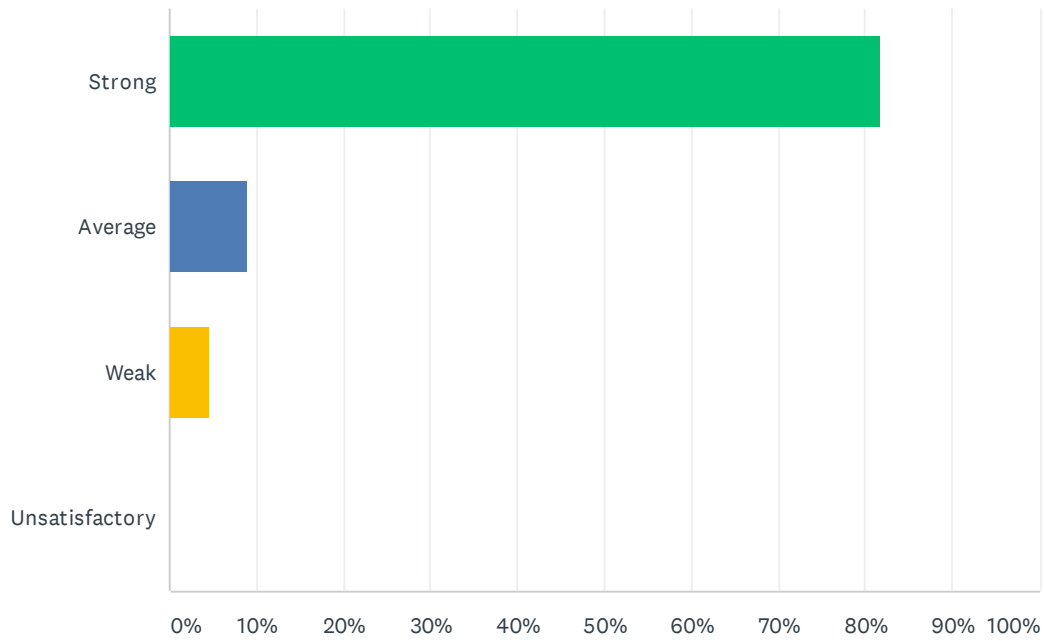
Answered: 22 Skipped: 0



ANSWER CHOICES	RESPONSES	
Strong	90.91%	20
Average	4.55%	1
Weak	4.55%	1
Unsatisfactory	0.00%	0
TOTAL		22

### Q18 My site receives daily consecutive uninterrupted planning/preparation time. (30 minutes / 40 minutes)

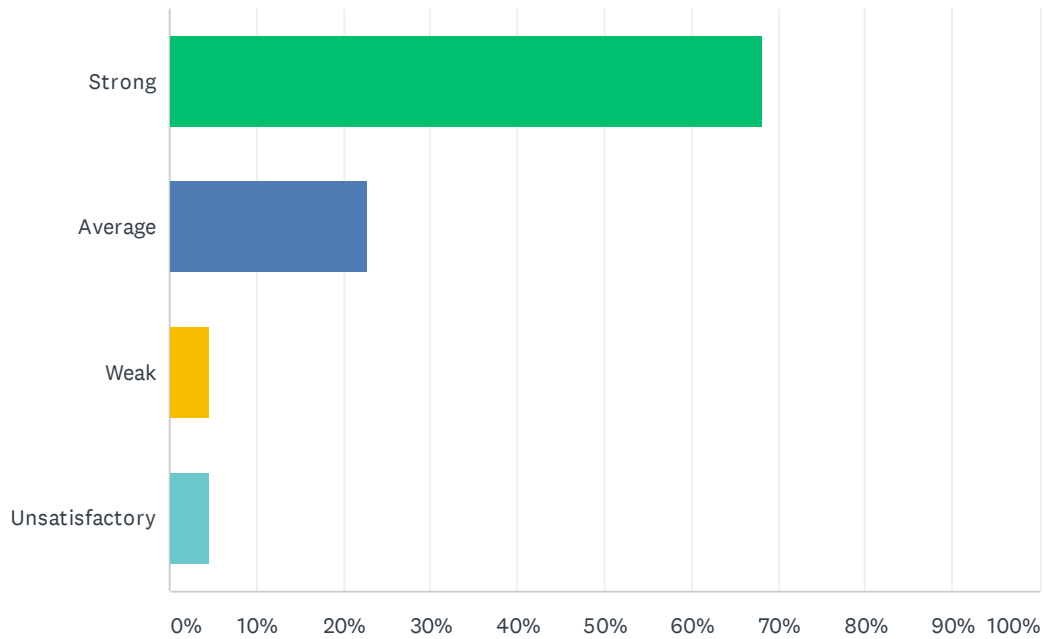
Answered: 22 Skipped: 0



ANSWER CHOICES	RESPONSES	
Strong	81.82%	18
Average	9.09%	2
Weak	4.55%	1
Unsatisfactory	0.00%	0
<b>TOTAL</b>		<b>22</b>

### Q19 Staff is given time to input district required data (ie. Benchmarks, Dibels, CFAs, Report Card, and etc).

Answered: 22 Skipped: 0

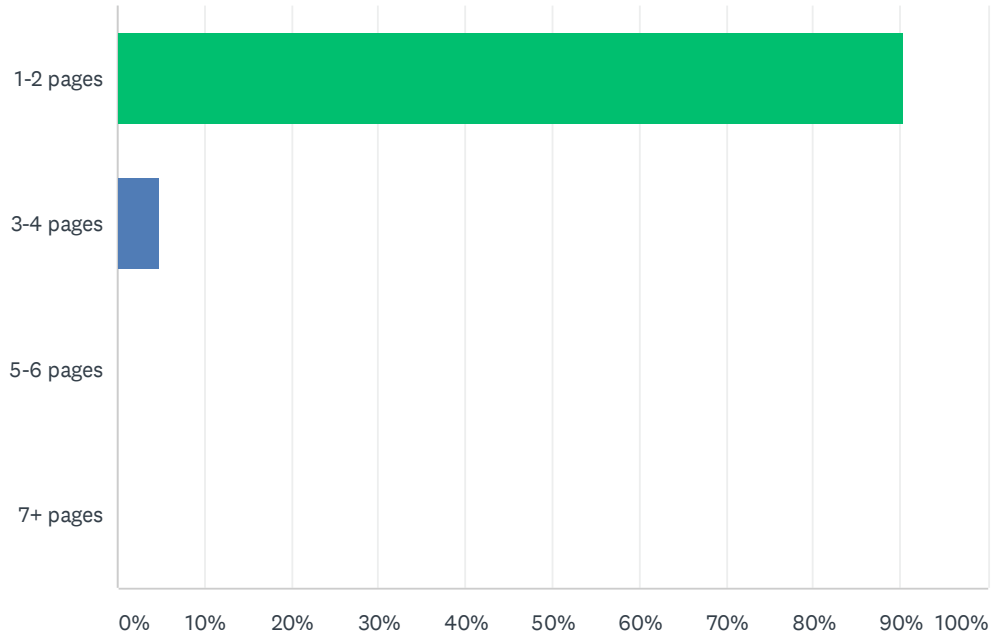


ANSWER CHOICES	RESPONSES	
Strong	68.18%	15
Average	22.73%	5
Weak	4.55%	1
Unsatisfactory	4.55%	1
<b>TOTAL</b>		<b>22</b>



## Q20 Teachers are required to submit complete, but not excessively lengthy lesson plans.

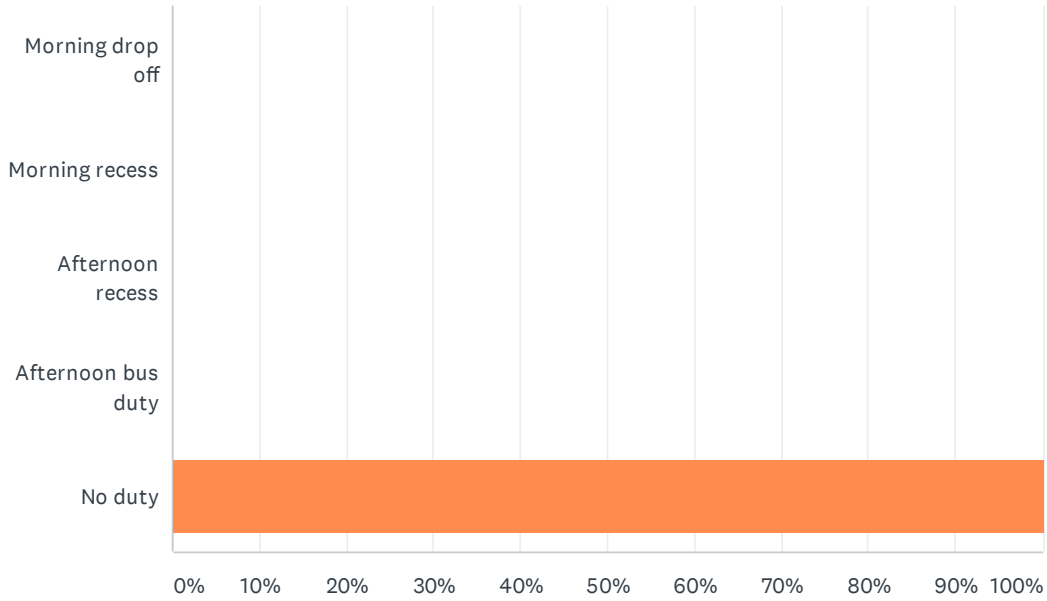
Answered: 21 Skipped: 1



ANSWER CHOICES	RESPONSES	
1-2 pages	90.48%	19
3-4 pages	4.76%	1
5-6 pages	0.00%	0
7+ pages	0.00%	0
<b>TOTAL</b>		<b>21</b>

## Q21 Staff has recess and/or bus duty.

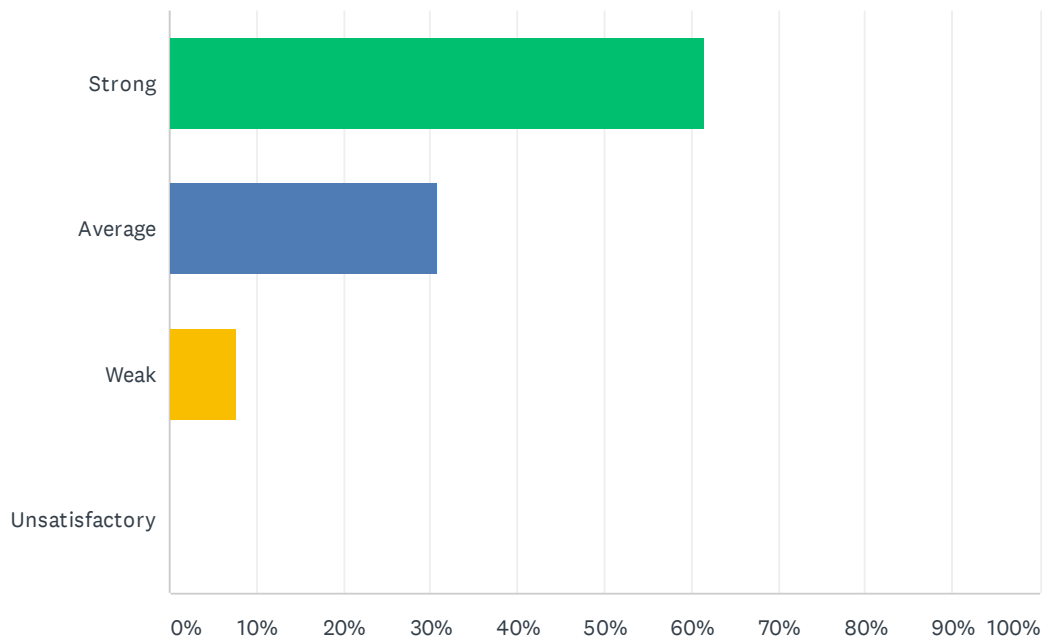
Answered: 20 Skipped: 2



ANSWER CHOICES	RESPONSES	
Morning drop off	0.00%	0
Morning recess	0.00%	0
Afternoon recess	0.00%	0
Afternoon bus duty	0.00%	0
No duty	100.00%	20
Total Respondents: 20		

## Q22 The Special Education Department is assisting you with your questions, problems, and concerns.

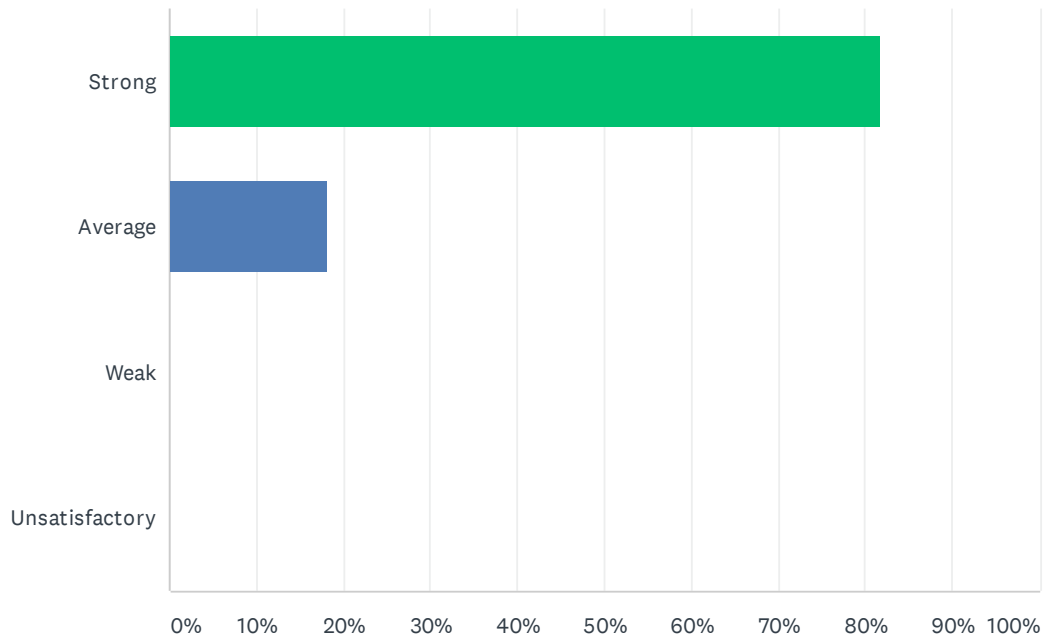
Answered: 13 Skipped: 9



ANSWER CHOICES	RESPONSES	
Strong	61.54%	8
Average	30.77%	4
Weak	7.69%	1
Unsatisfactory	0.00%	0
<b>TOTAL</b>		<b>13</b>

## Q23 Special Education class size is balanced within each program to ensure student safety and individualized instruction.

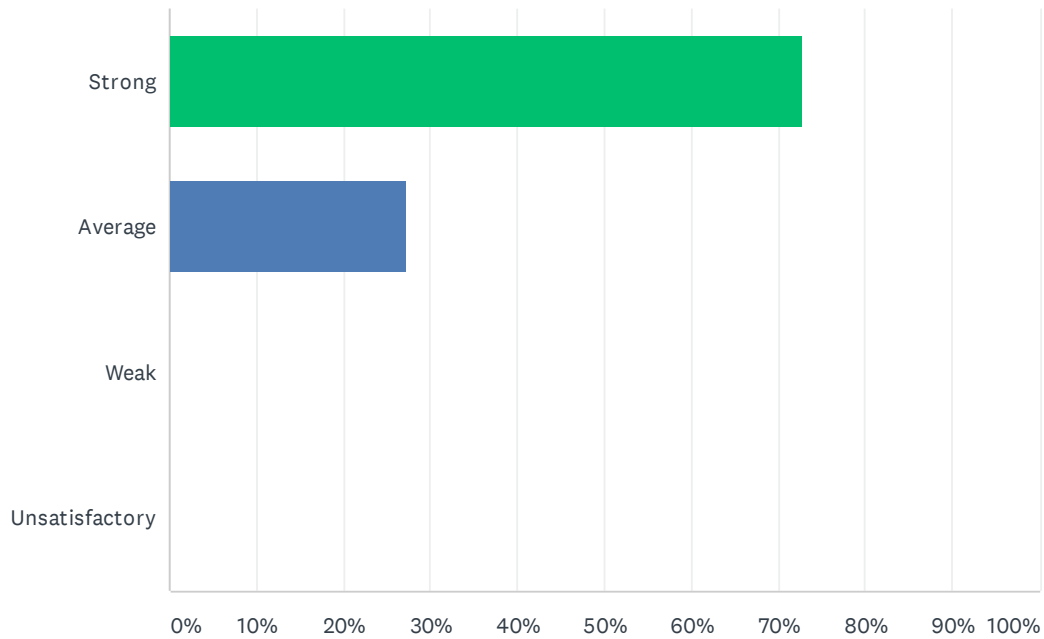
Answered: 11 Skipped: 11



ANSWER CHOICES	RESPONSES	
Strong	81.82%	9
Average	18.18%	2
Weak	0.00%	0
Unsatisfactory	0.00%	0
<b>TOTAL</b>		<b>11</b>

## Q24 Special education teachers have opportunities to participate in school-based, content area staff development.

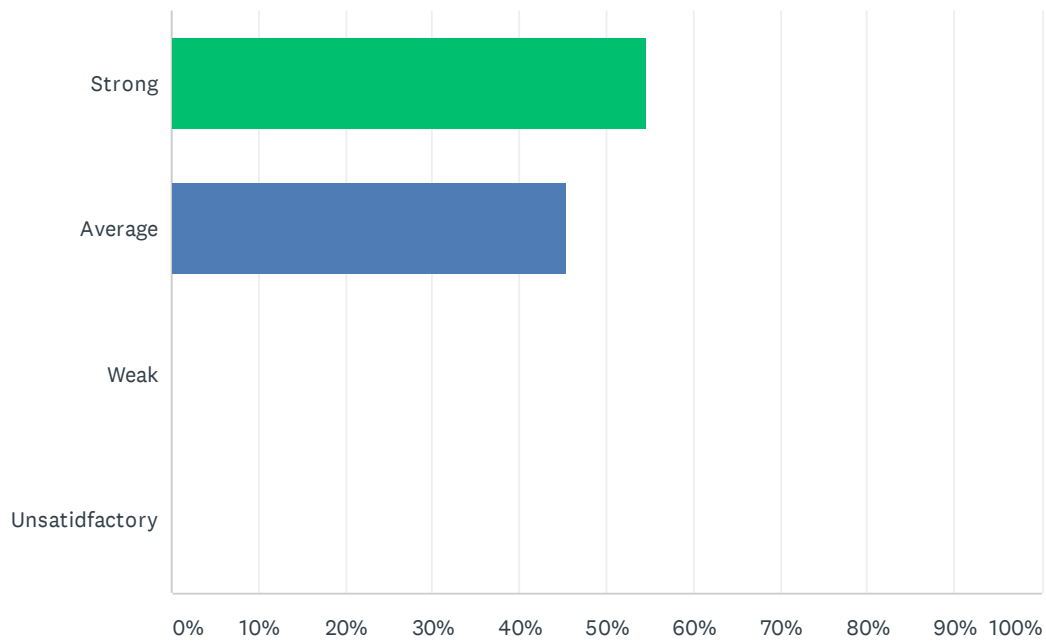
Answered: 11 Skipped: 11



ANSWER CHOICES	RESPONSES	
Strong	72.73%	8
Average	27.27%	3
Weak	0.00%	0
Unsatisfactory	0.00%	0
<b>TOTAL</b>		<b>11</b>

## Q25 Special education teachers have needed access to ALL instructional resources provided to the general education teachers.

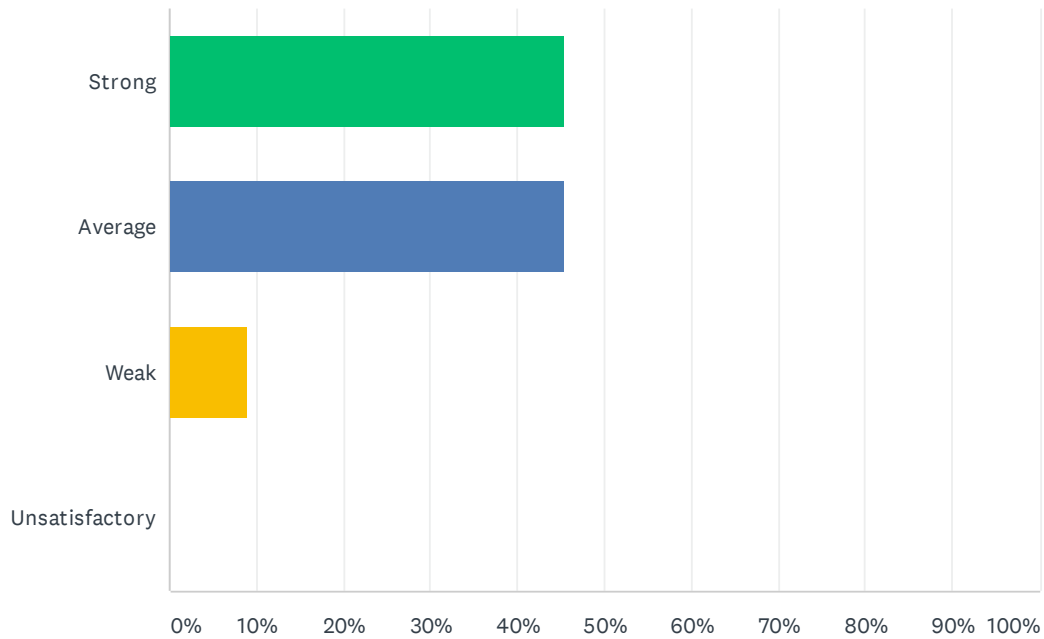
Answered: 11 Skipped: 11



ANSWER CHOICES	RESPONSES	
Strong	54.55%	6
Average	45.45%	5
Weak	0.00%	0
Unsatisfactory	0.00%	0
<b>TOTAL</b>		<b>11</b>

## Q26 Special education teachers are adequately trained in the administration of state assessments and District IEP's.

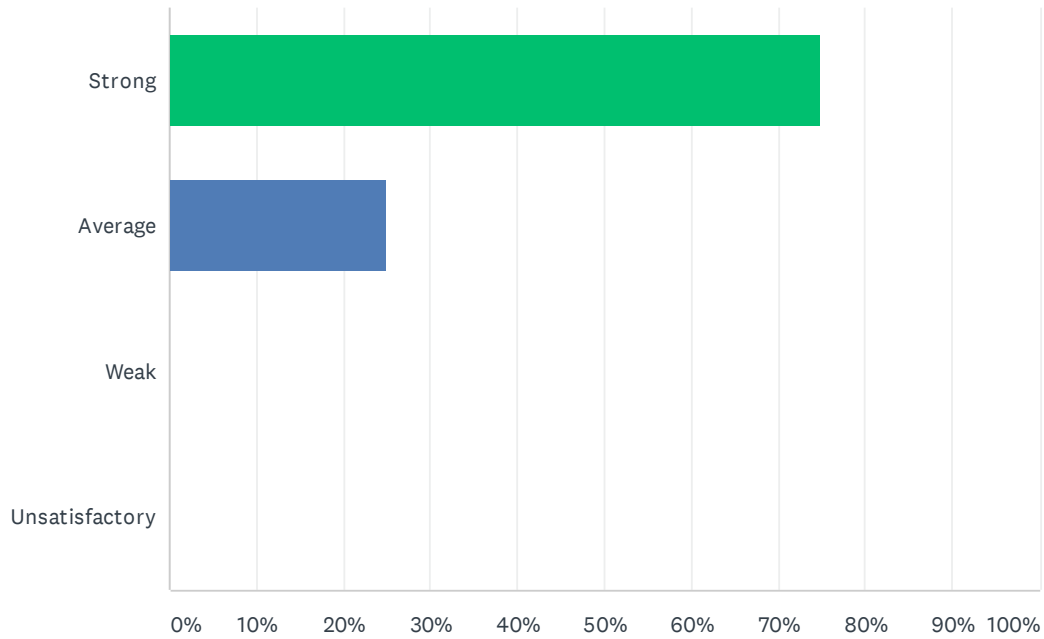
Answered: 11 Skipped: 11



ANSWER CHOICES	RESPONSES	
Strong	45.45%	5
Average	45.45%	5
Weak	9.09%	1
Unsatisfactory	0.00%	0
<b>TOTAL</b>		<b>11</b>

### Q27 The site principal is accessible to discuss special education issues.

Answered: 12 Skipped: 10

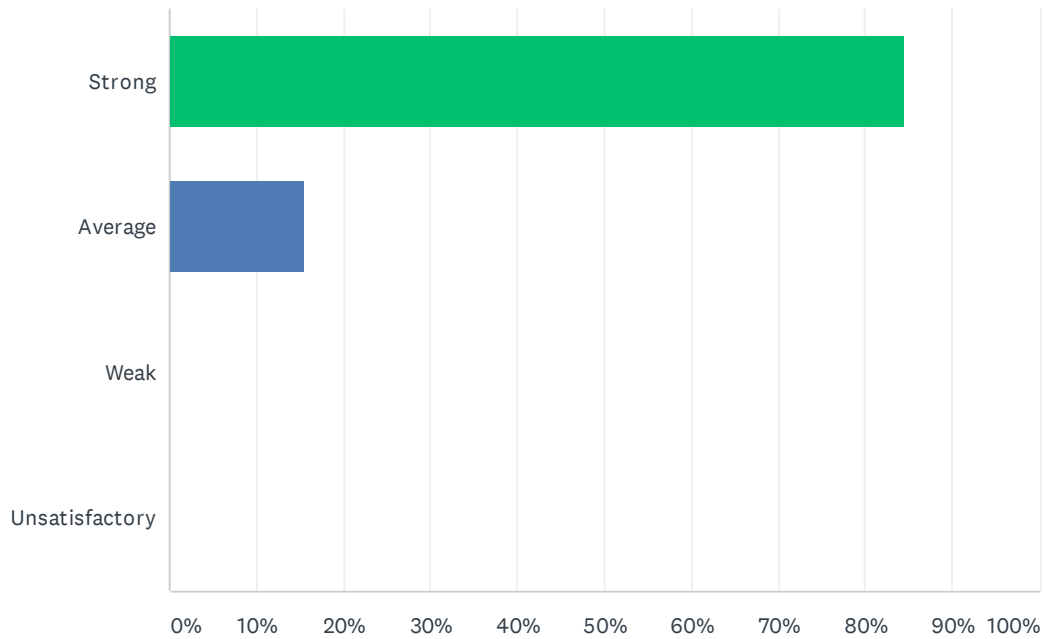


ANSWER CHOICES	RESPONSES	
Strong	75.00%	9
Average	25.00%	3
Weak	0.00%	0
Unsatisfactory	0.00%	0
<b>TOTAL</b>		<b>12</b>



### Q28 The site principal promotes equal opportunities for all students to learn.

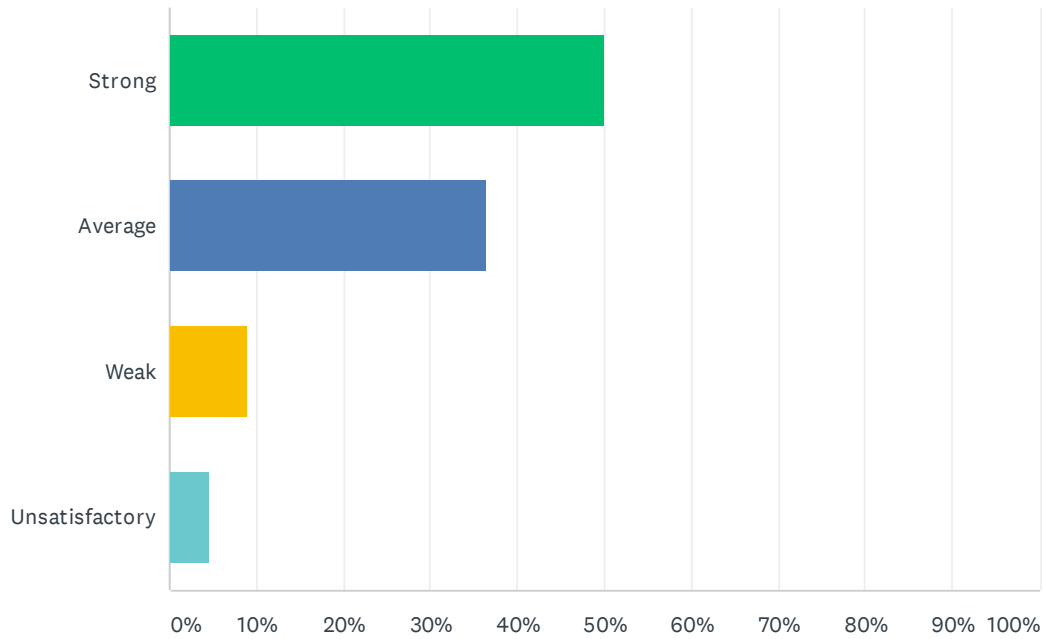
Answered: 13 Skipped: 9



ANSWER CHOICES	RESPONSES	
Strong	84.62%	11
Average	15.38%	2
Weak	0.00%	0
Unsatisfactory	0.00%	0
<b>TOTAL</b>		<b>13</b>

## Q29 PBIS is used effectively and is improving behavior.

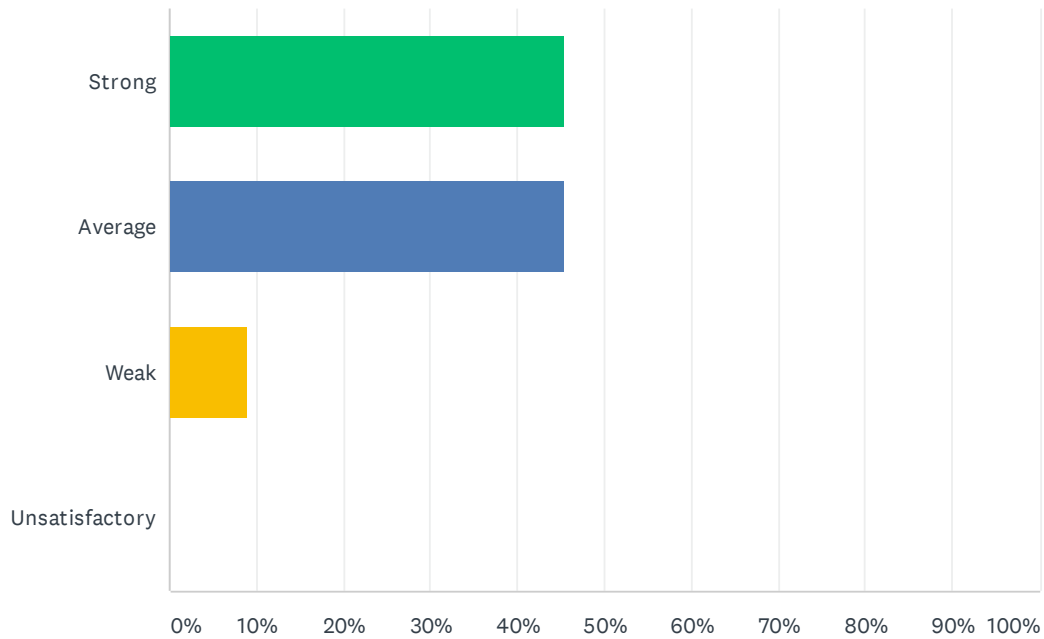
Answered: 22 Skipped: 0



ANSWER CHOICES	RESPONSES	
Strong	50.00%	11
Average	36.36%	8
Weak	9.09%	2
Unsatisfactory	4.55%	1
<b>TOTAL</b>		<b>22</b>

### Q30 PBIS and Behavior Intervention Specialists are creating a safer environment at my site.

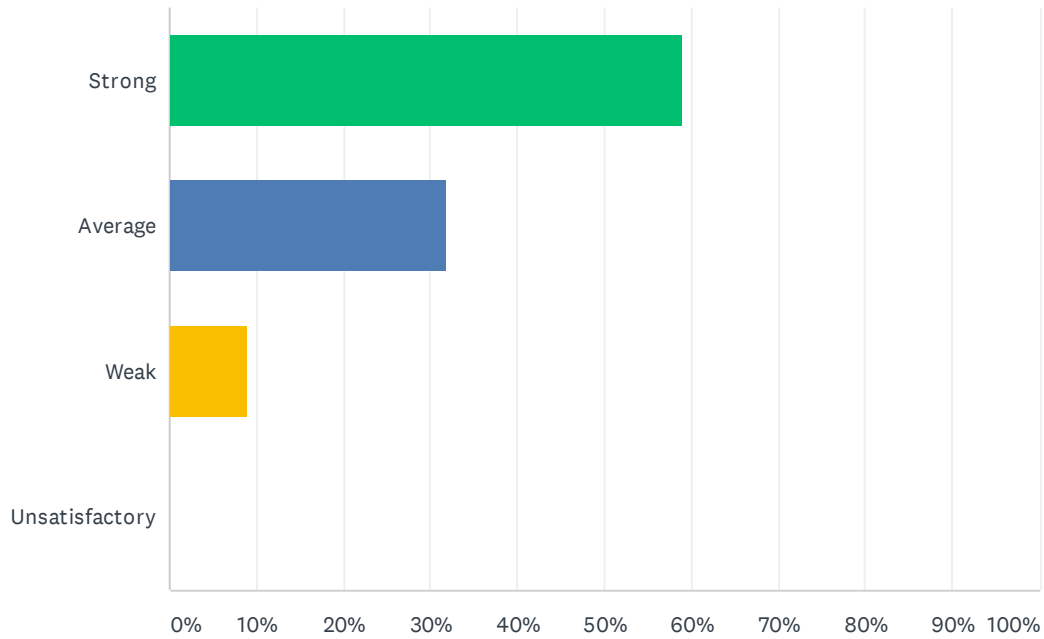
Answered: 22 Skipped: 0



ANSWER CHOICES	RESPONSES	
Strong	45.45%	10
Average	45.45%	10
Weak	9.09%	2
Unsatisfactory	0.00%	0
<b>TOTAL</b>		<b>22</b>

### Q31 Staff and students feel safe at my site.

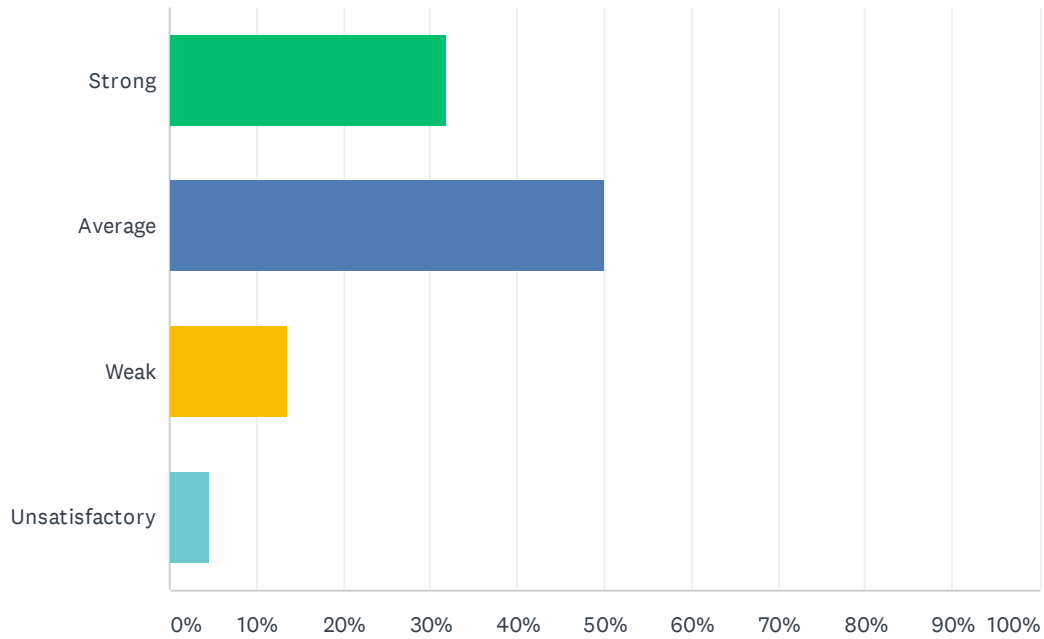
Answered: 22 Skipped: 0



ANSWER CHOICES	RESPONSES	
Strong	59.09%	13
Average	31.82%	7
Weak	9.09%	2
Unsatisfactory	0.00%	0
<b>TOTAL</b>		<b>22</b>

### Q32 Discipline is improving at my site and not interfering with learning.

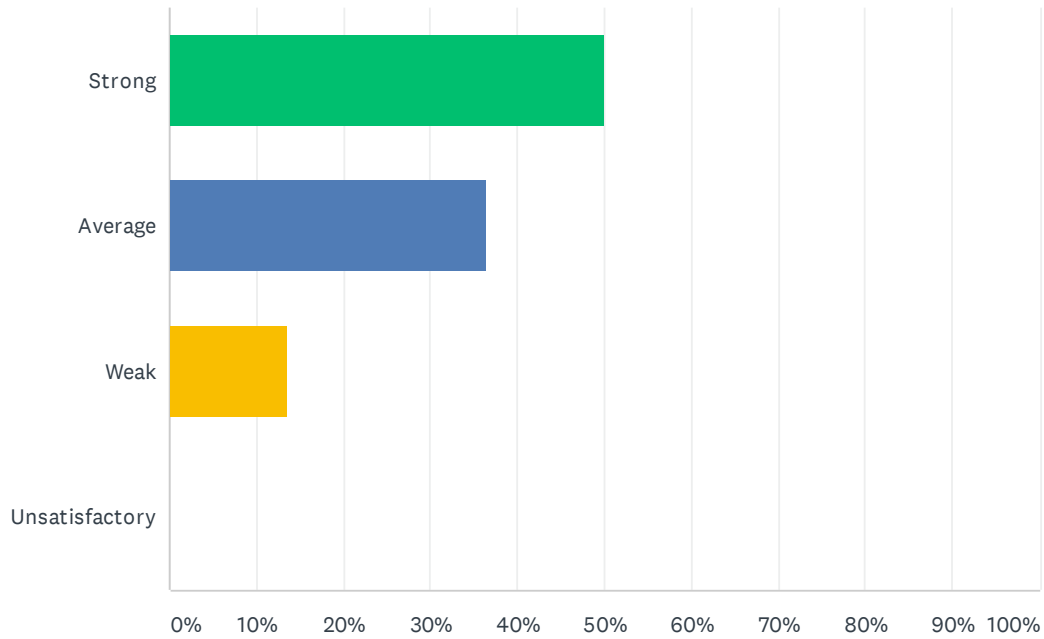
Answered: 22 Skipped: 0



ANSWER CHOICES	RESPONSES	
Strong	31.82%	7
Average	50.00%	11
Weak	13.64%	3
Unsatisfactory	4.55%	1
<b>TOTAL</b>		<b>22</b>

### Q33 Positive referrals are an effective tool in improving discipline.

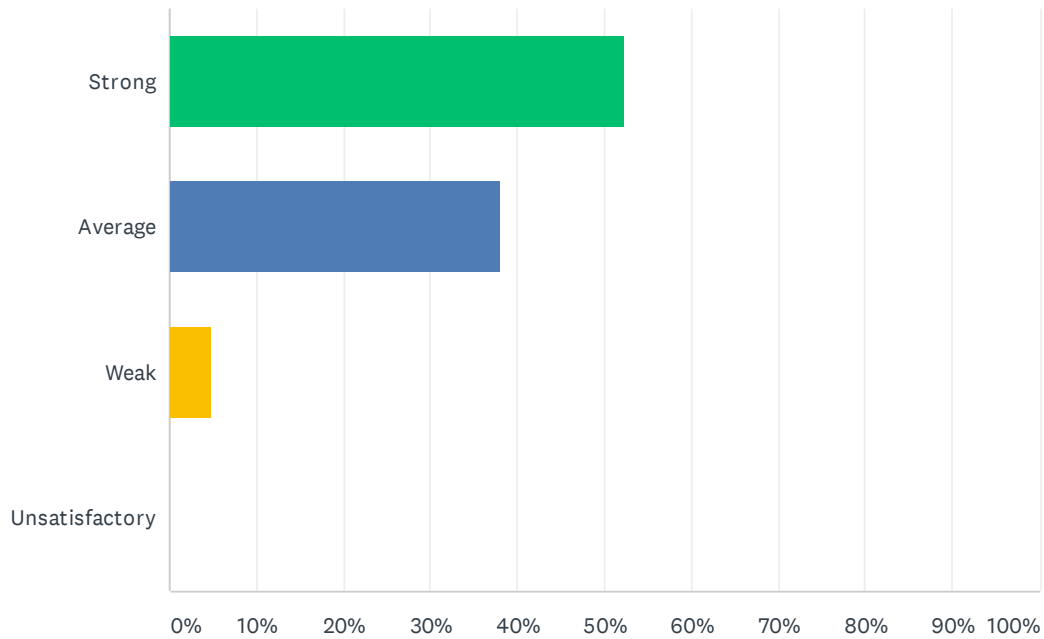
Answered: 22 Skipped: 0



ANSWER CHOICES	RESPONSES	
Strong	50.00%	11
Average	36.36%	8
Weak	13.64%	3
Unsatisfactory	0.00%	0
<b>TOTAL</b>		<b>22</b>

### Q34 When ODR's (office disciplinary referral) are written the teacher's word is valued and trusted.

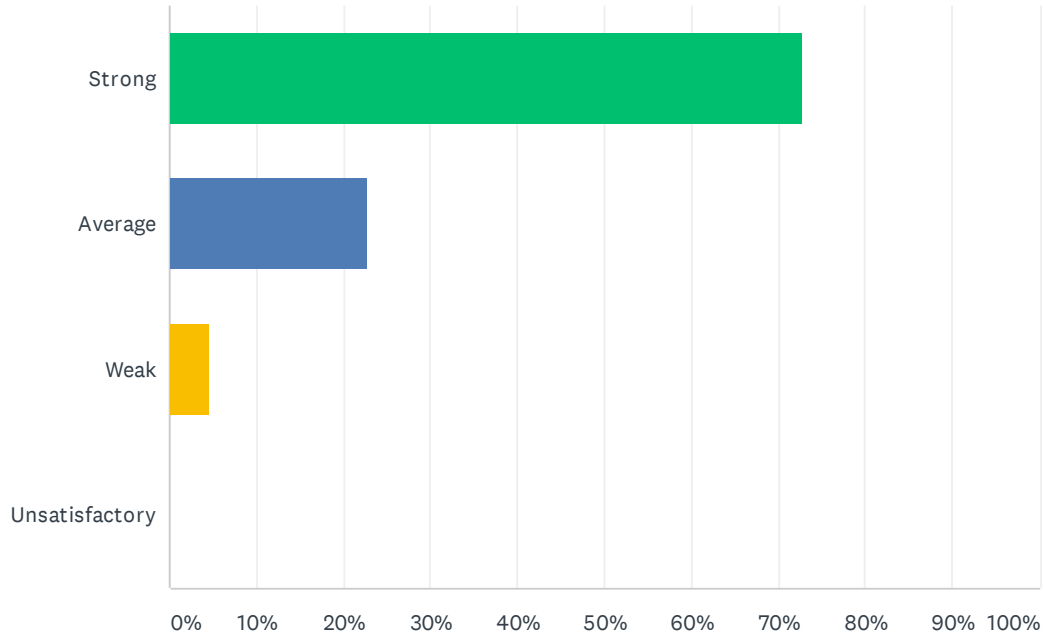
Answered: 21 Skipped: 1



ANSWER CHOICES	RESPONSES	
Strong	52.38%	11
Average	38.10%	8
Weak	4.76%	1
Unsatisfactory	0.00%	0
<b>TOTAL</b>		<b>21</b>

### Q35 My site has a positive atmosphere.

Answered: 22 Skipped: 0

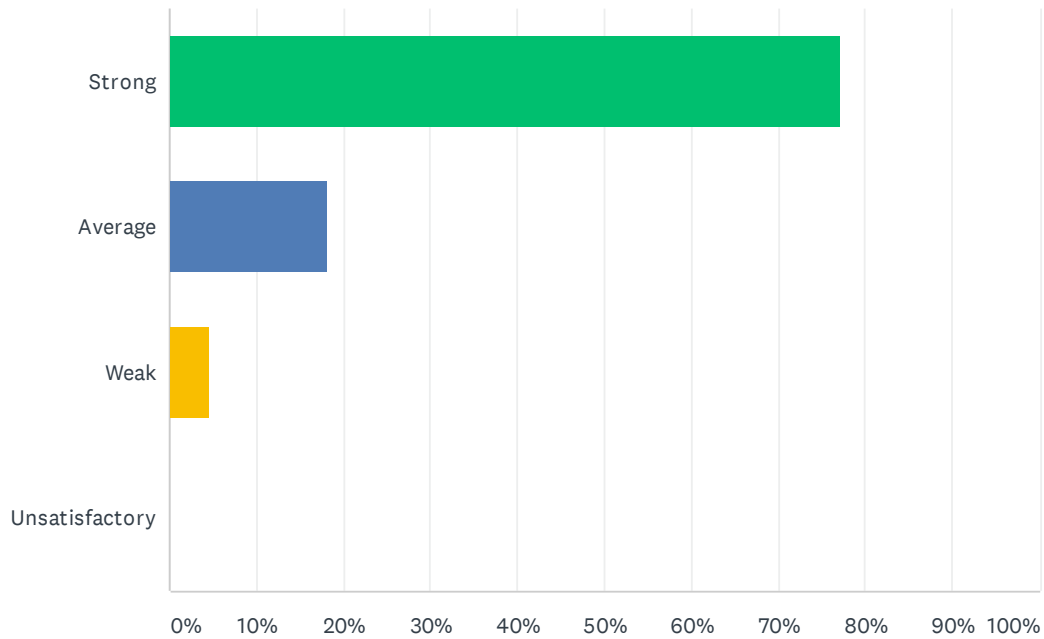


ANSWER CHOICES	RESPONSES	
Strong	72.73%	16
Average	22.73%	5
Weak	4.55%	1
Unsatisfactory	0.00%	0
<b>TOTAL</b>		<b>22</b>



### Q36 I would recommend my site to other employees and prospective teachers.

Answered: 22 Skipped: 0



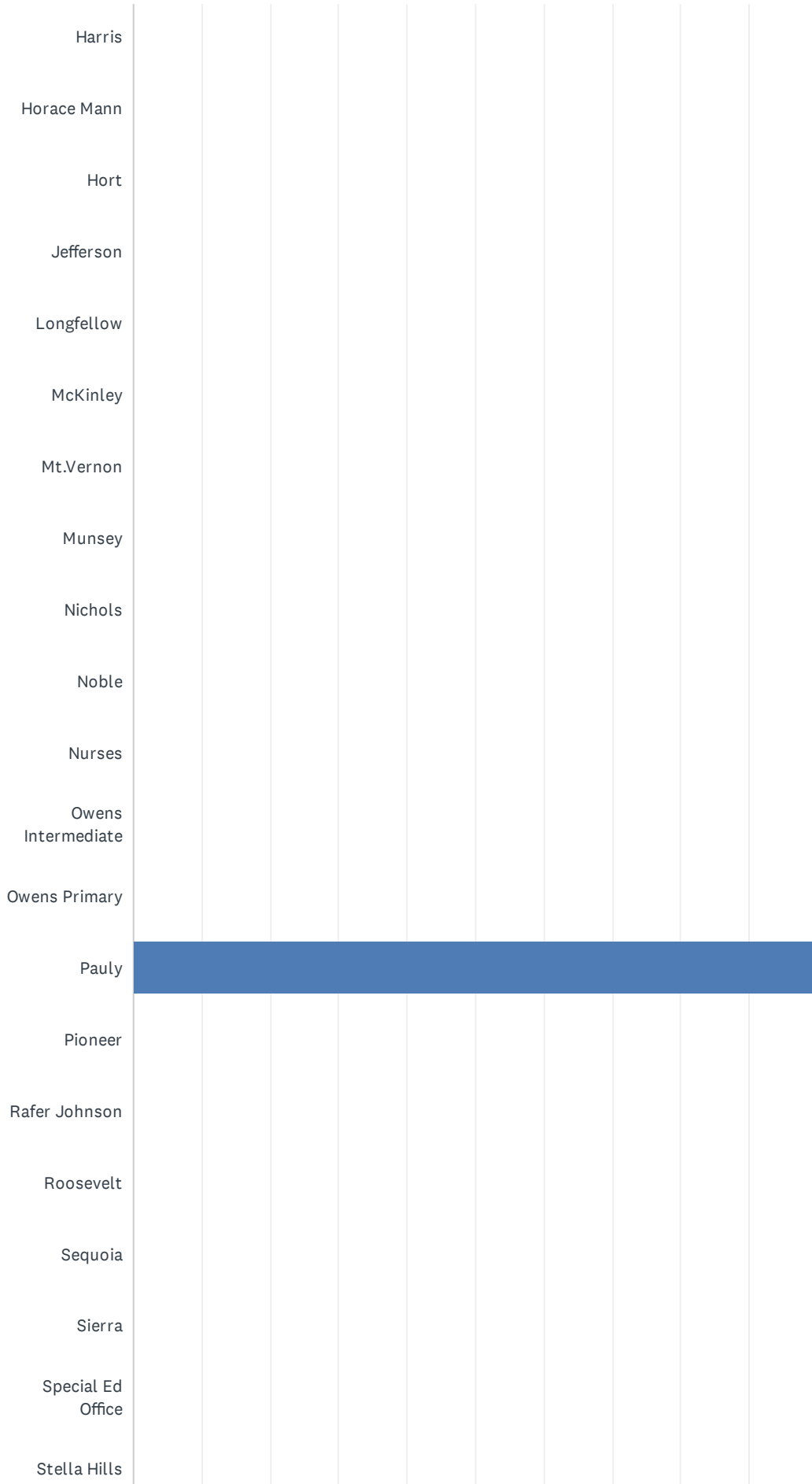
ANSWER CHOICES	RESPONSES	
Strong	77.27%	17
Average	18.18%	4
Weak	4.55%	1
Unsatisfactory	0.00%	0
<b>TOTAL</b>		<b>22</b>

# Q1 School Site (If you work at multiple sites choose your home site OR complete a survey for each site at which you spend significant time.)

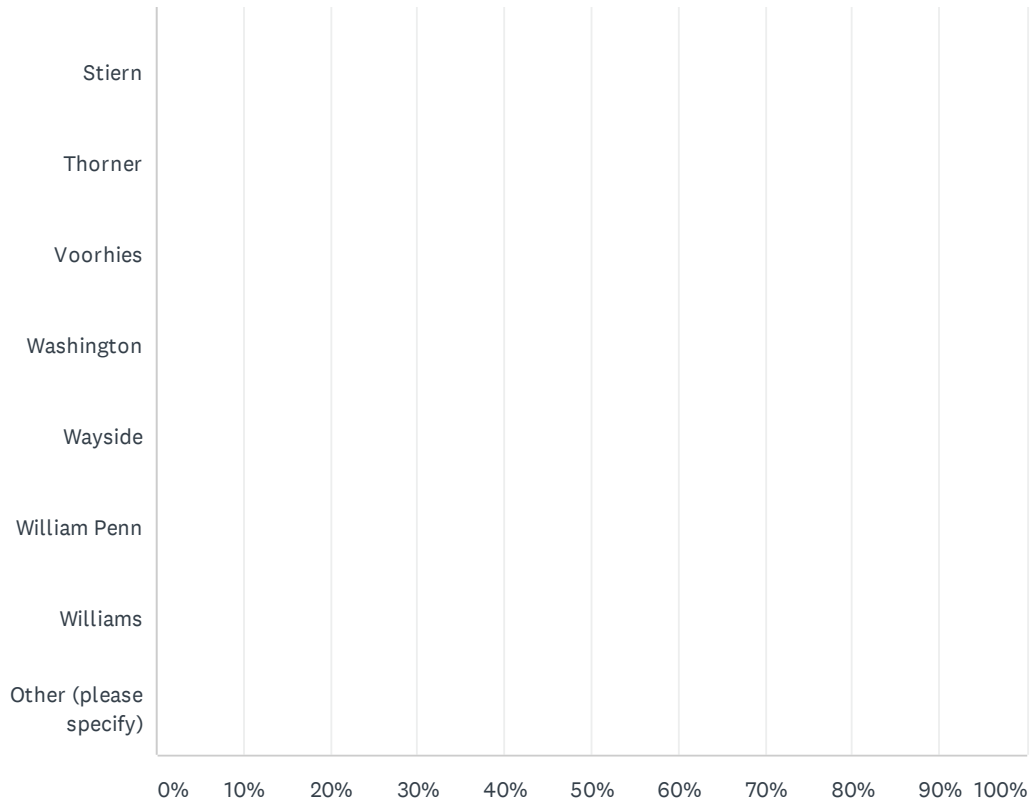
Answered: 9 Skipped: 0

Casa Loma										
Cato										
Chavez										
Chipman										
College Hts										
Compton										
Curran										
Downtown										
Ed Center										
Eissler										
Emerson										
Evergreen										
Fletcher										
Frank West										
Franklin										
Fremont										
Garza										
Harding										

2019-2020 BETA Administration/Site Climate Survey



2019-2020 BETA Administration/Site Climate Survey



2019-2020 BETA Administration/Site Climate Survey

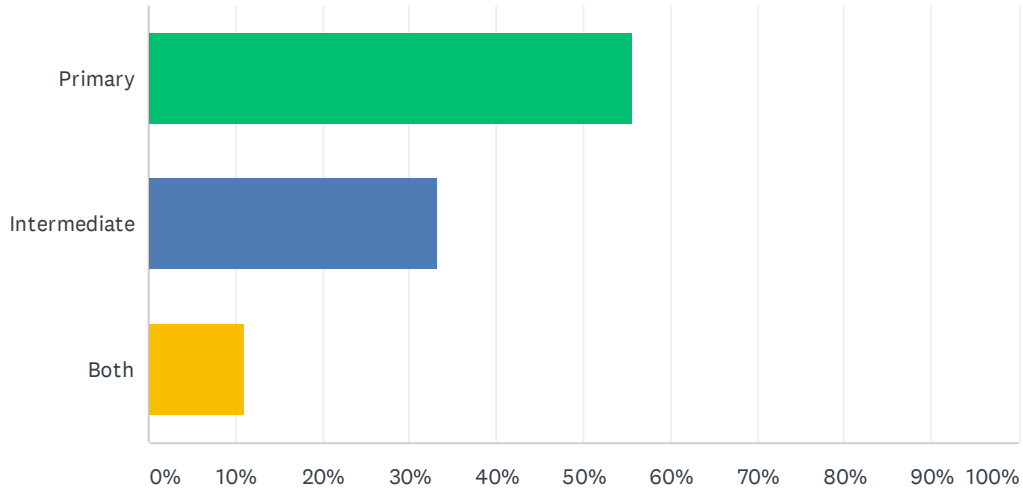
ANSWER CHOICES	RESPONSES	
Casa Loma	0.00%	0
Cato	0.00%	0
Chavez	0.00%	0
Chipman	0.00%	0
College Hts	0.00%	0
Compton	0.00%	0
Curran	0.00%	0
Downtown	0.00%	0
Ed Center	0.00%	0
Eissler	0.00%	0
Emerson	0.00%	0
Evergreen	0.00%	0
Fletcher	0.00%	0
Frank West	0.00%	0
Franklin	0.00%	0
Fremont	0.00%	0
Garza	0.00%	0
Harding	0.00%	0
Harris	0.00%	0
Horace Mann	0.00%	0
Hort	0.00%	0
Jefferson	0.00%	0
Longfellow	0.00%	0
McKinley	0.00%	0
Mt.Vernon	0.00%	0
Munsey	0.00%	0
Nichols	0.00%	0
Noble	0.00%	0
Nurses	0.00%	0
Owens Intermediate	0.00%	0
Owens Primary	0.00%	0
Pauly	100.00%	9

2019-2020 BETA Administration/Site Climate Survey

Pioneer	0.00%	0
Rafer Johnson	0.00%	0
Roosevelt	0.00%	0
Sequoia	0.00%	0
Sierra	0.00%	0
Special Ed Office	0.00%	0
Stella Hills	0.00%	0
Stiern	0.00%	0
Thorner	0.00%	0
Voorhies	0.00%	0
Washington	0.00%	0
Wayside	0.00%	0
William Penn	0.00%	0
Williams	0.00%	0
Other (please specify)	0.00%	0
Total Respondents: 9		

## Q2 Instructional Grade Level or Support Services

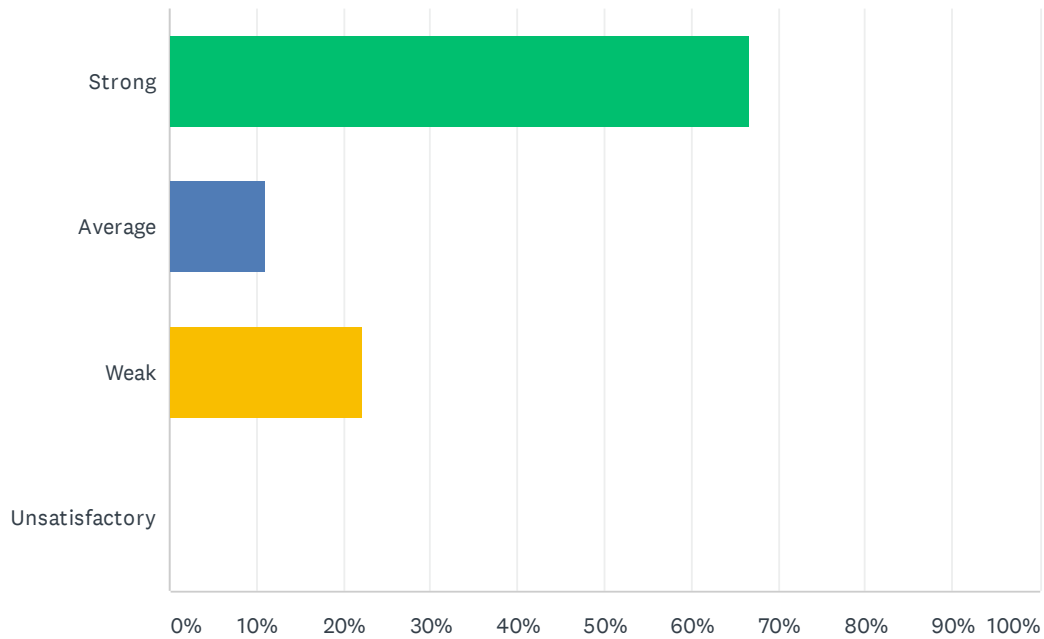
Answered: 9 Skipped: 0



ANSWER CHOICES	RESPONSES	
Primary	55.56%	5
Intermediate	33.33%	3
Both	11.11%	1
TOTAL		9

### Q3 Site administration is sensitive to the needs of students, staff, and community.

Answered: 9 Skipped: 0

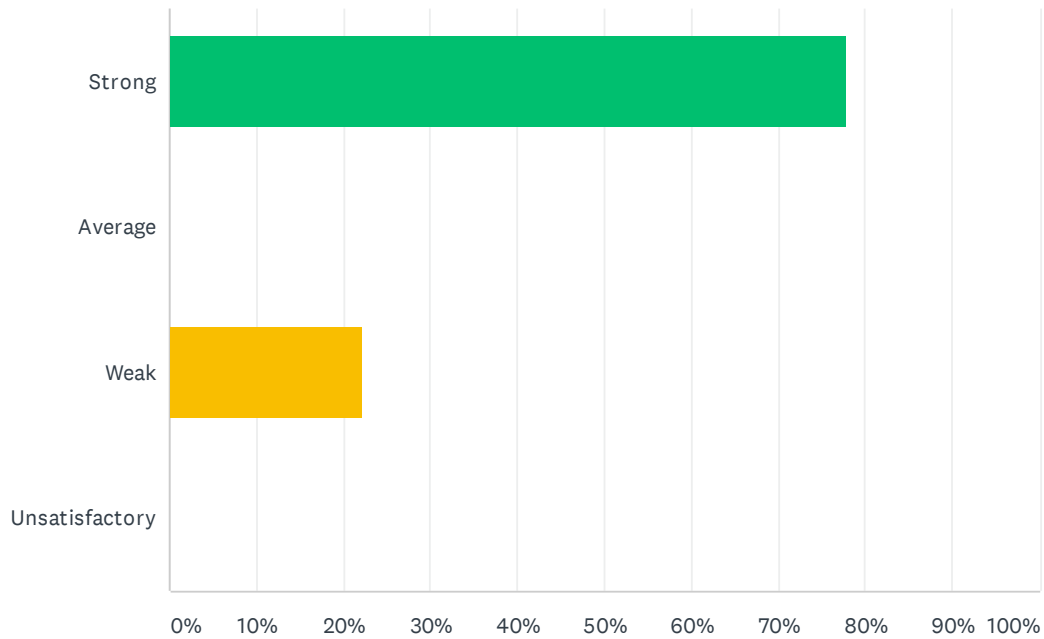


ANSWER CHOICES	RESPONSES
Strong	66.67% 6
Average	11.11% 1
Weak	22.22% 2
Unsatisfactory	0.00% 0
<b>TOTAL</b>	<b>9</b>



## Q4 Site administration treats staff with respect; you feel like a valued member of a team

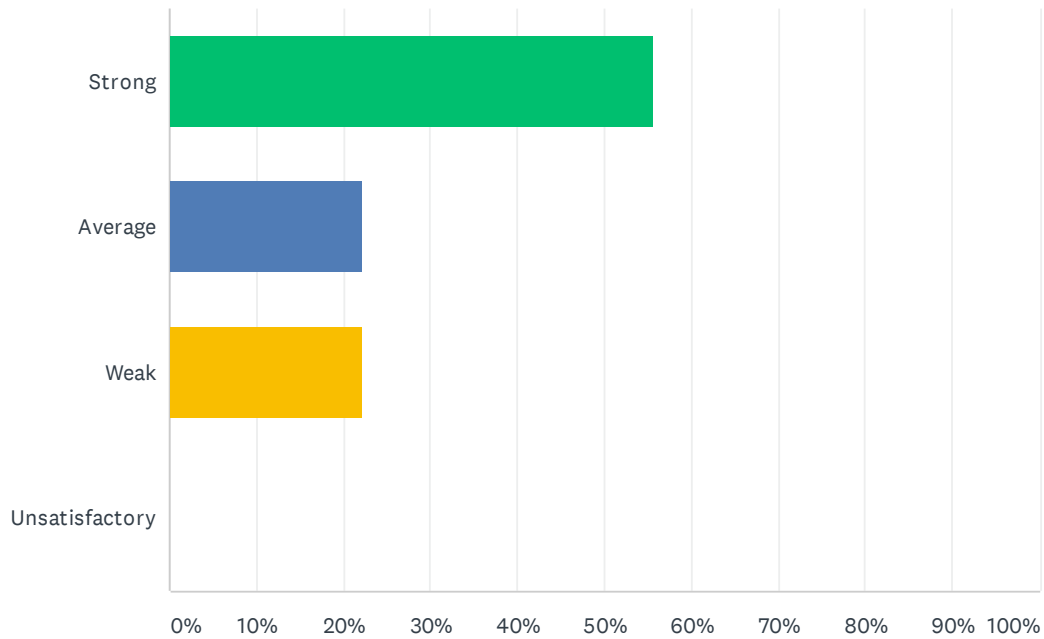
Answered: 9 Skipped: 0



ANSWER CHOICES	RESPONSES
Strong	77.78% 7
Average	0.00% 0
Weak	22.22% 2
Unsatisfactory	0.00% 0
<b>TOTAL</b>	<b>9</b>

### Q5 Site administration conducts classroom visits (walk-through) in least the disruptive manner and leaves timely feedback (within 24 hours).

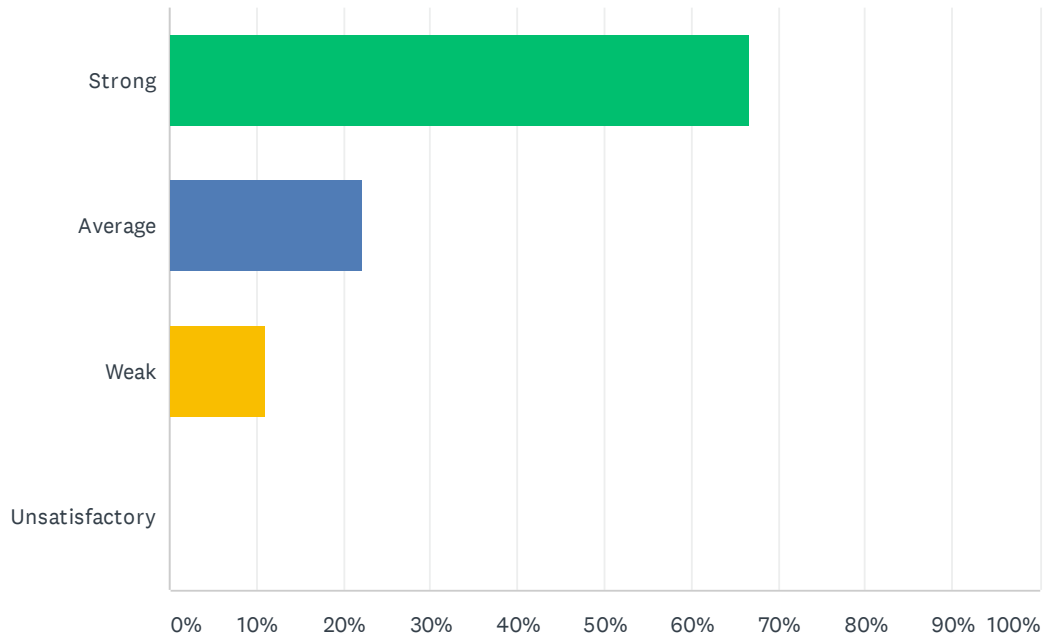
Answered: 9 Skipped: 0



ANSWER CHOICES	RESPONSES	
Strong	55.56%	5
Average	22.22%	2
Weak	22.22%	2
Unsatisfactory	0.00%	0
<b>TOTAL</b>		<b>9</b>

## Q6 Site administration follows the contract and respects personal rights.

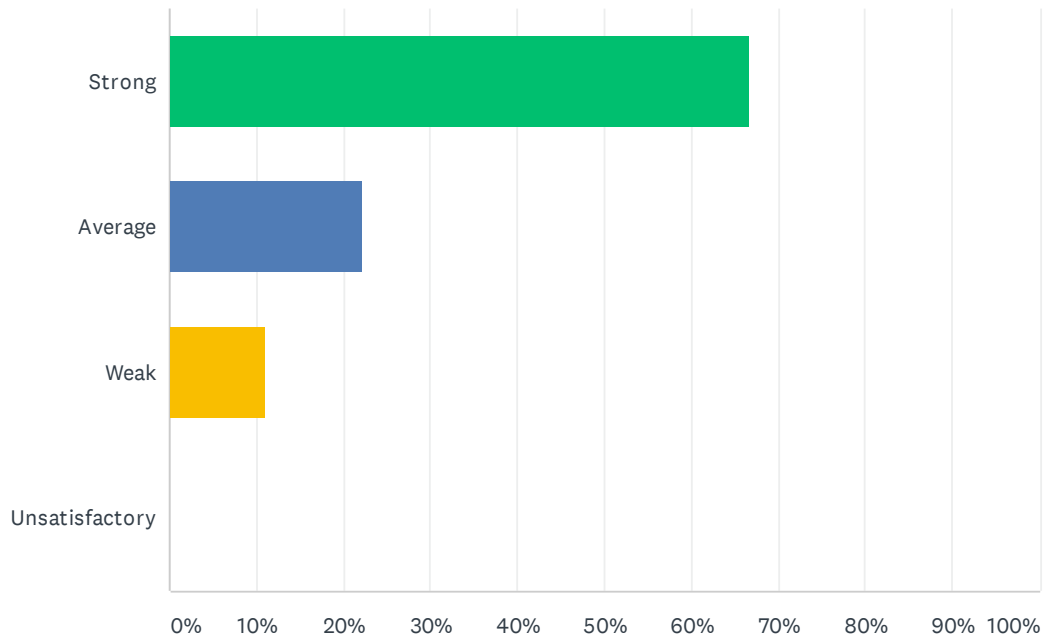
Answered: 9 Skipped: 0



ANSWER CHOICES	RESPONSES	
Strong	66.67%	6
Average	22.22%	2
Weak	11.11%	1
Unsatisfactory	0.00%	0
<b>TOTAL</b>		<b>9</b>

### Q7 Administration utilizes staff according to their job description (ie. Coaches, APL's, Specialists & Staff).

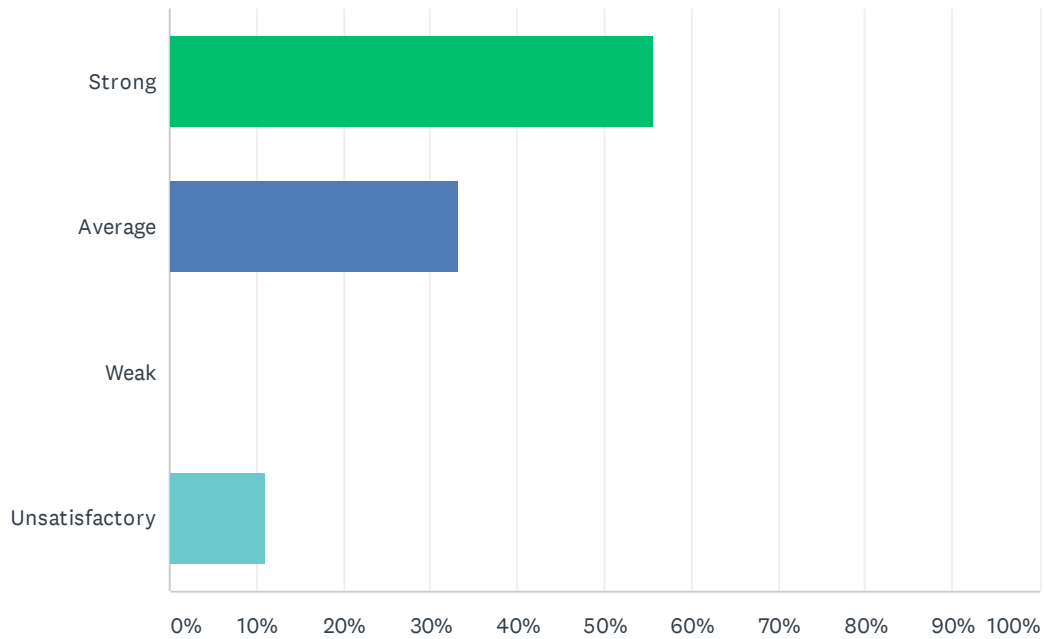
Answered: 9 Skipped: 0



ANSWER CHOICES	RESPONSES
Strong	66.67% 6
Average	22.22% 2
Weak	11.11% 1
Unsatisfactory	0.00% 0
<b>TOTAL</b>	<b>9</b>

## Q8 Administration maintains open communication with staff, parents, and students.

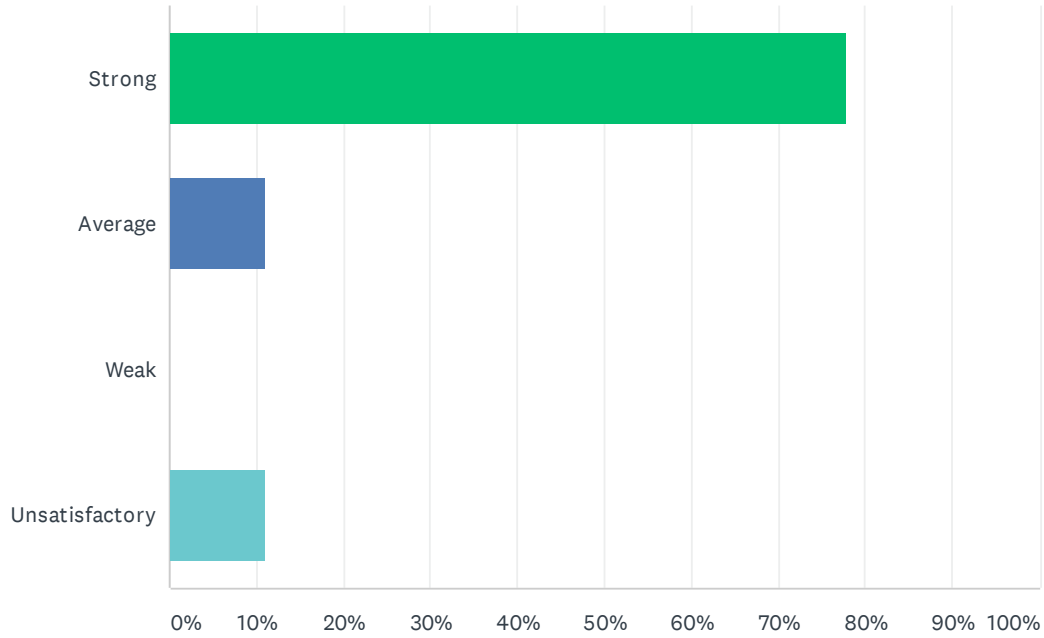
Answered: 9 Skipped: 0



ANSWER CHOICES	RESPONSES	
Strong	55.56%	5
Average	33.33%	3
Weak	0.00%	0
Unsatisfactory	11.11%	1
<b>TOTAL</b>		<b>9</b>

## Q9 Administration supports staff against attacks and criticism from parents.

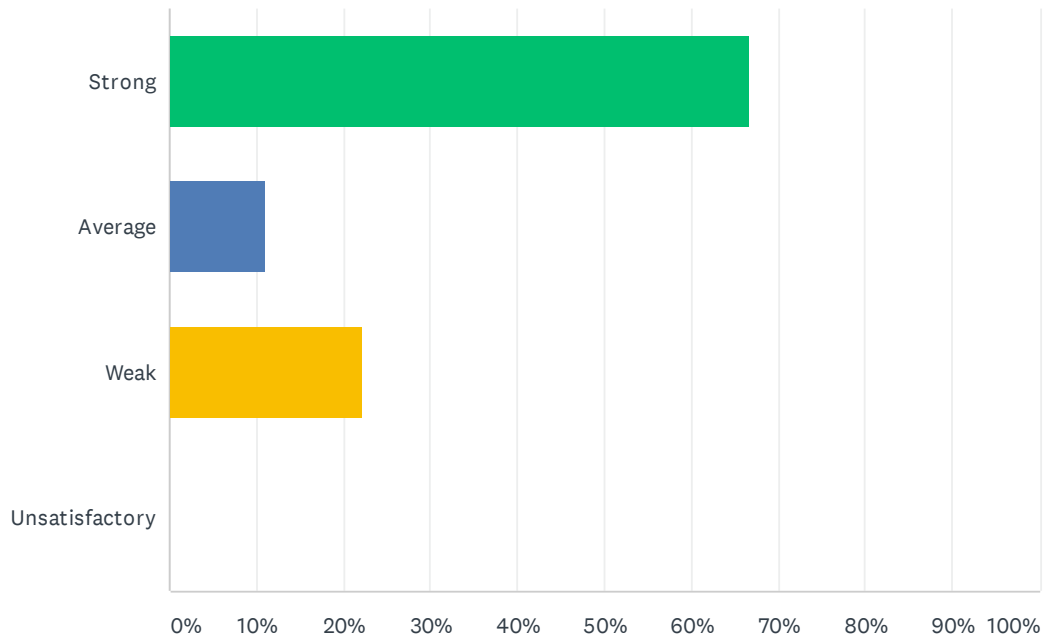
Answered: 9 Skipped: 0



ANSWER CHOICES	RESPONSES	
Strong	77.78%	7
Average	11.11%	1
Weak	0.00%	0
Unsatisfactory	11.11%	1
<b>TOTAL</b>		<b>9</b>

### Q10 Site administration treats all teachers equally; there is no preferential treatment.

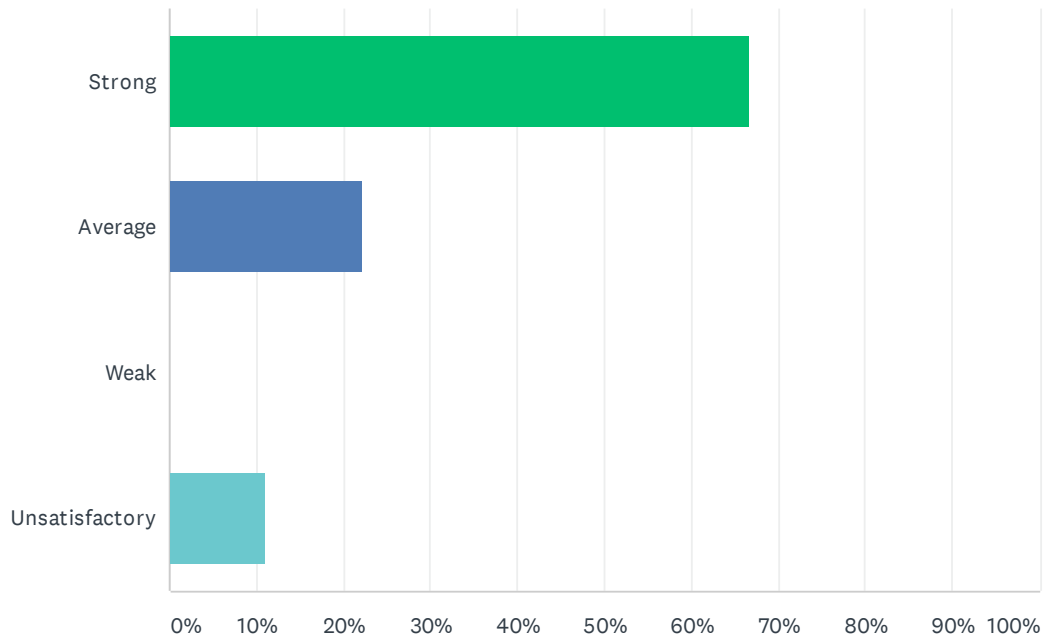
Answered: 9 Skipped: 0



ANSWER CHOICES	RESPONSES	
Strong	66.67%	6
Average	11.11%	1
Weak	22.22%	2
Unsatisfactory	0.00%	0
<b>TOTAL</b>		<b>9</b>

## Q11 Administration supports classroom discipline procedures and follows District discipline guidelines.

Answered: 9 Skipped: 0

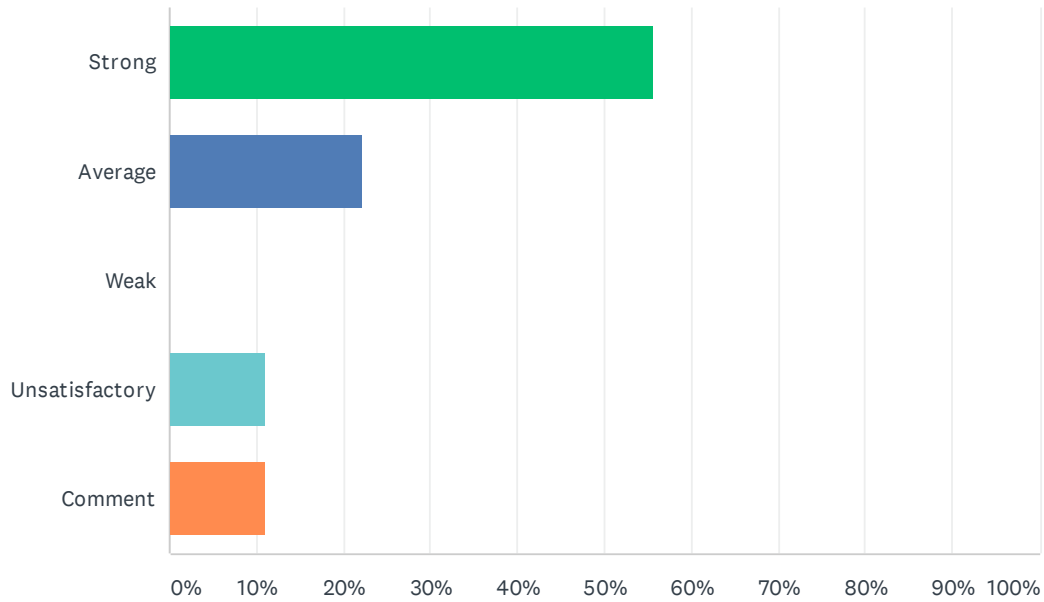


ANSWER CHOICES	RESPONSES	
Strong	66.67%	6
Average	22.22%	2
Weak	0.00%	0
Unsatisfactory	11.11%	1
<b>TOTAL</b>		<b>9</b>



### Q12 Administration processes ODR's (Office Disciplinary Referrals) within 48 hours and supports staff when discipline moves beyond classroom managed behaviors.

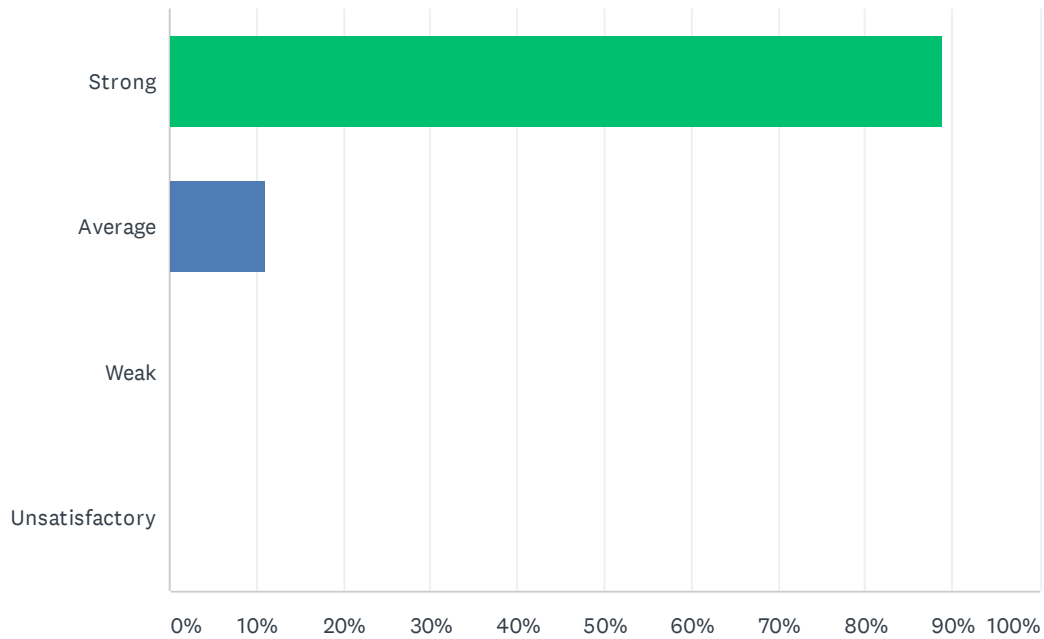
Answered: 9 Skipped: 0



ANSWER CHOICES	RESPONSES	
Strong	55.56%	5
Average	22.22%	2
Weak	0.00%	0
Unsatisfactory	11.11%	1
Comment	11.11%	1
<b>TOTAL</b>		<b>9</b>

### Q13 Administration treats teachers as professionals; the teacher's word is not disregarded in favor of the student's.

Answered: 9 Skipped: 0



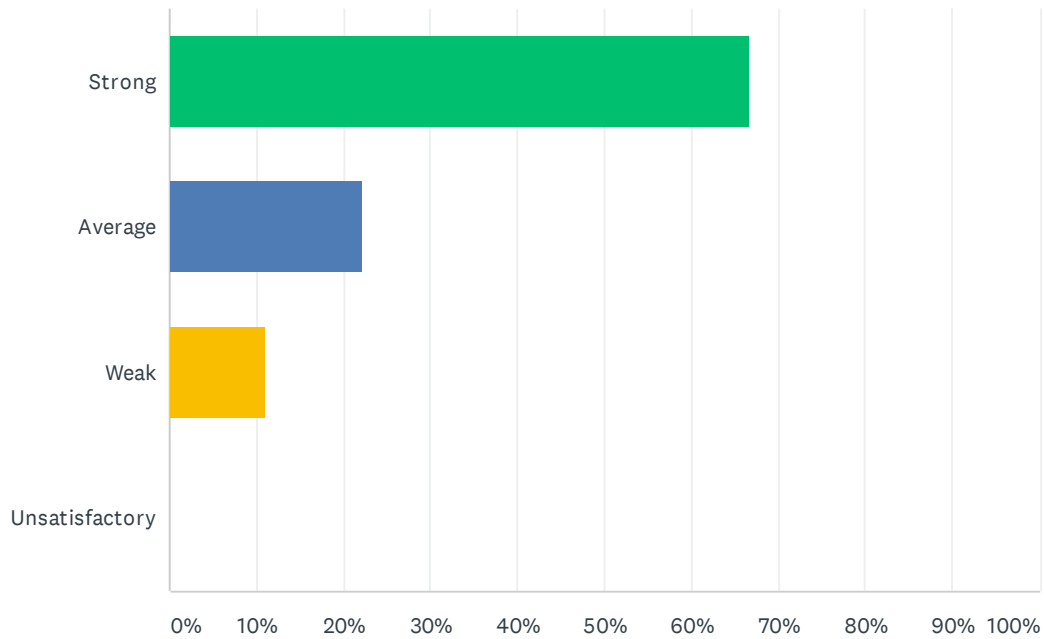
ANSWER CHOICES	RESPONSES	
Strong	88.89%	8
Average	11.11%	1
Weak	0.00%	0
Unsatisfactory	0.00%	0
<b>TOTAL</b>		<b>9</b>

**Q14 How do you feel that your administration positively/negatively impacts working conditions at your site?**

Answered: 7 Skipped: 2

### Q15 Site staff is involved in setting school policies and budgetary priorities.

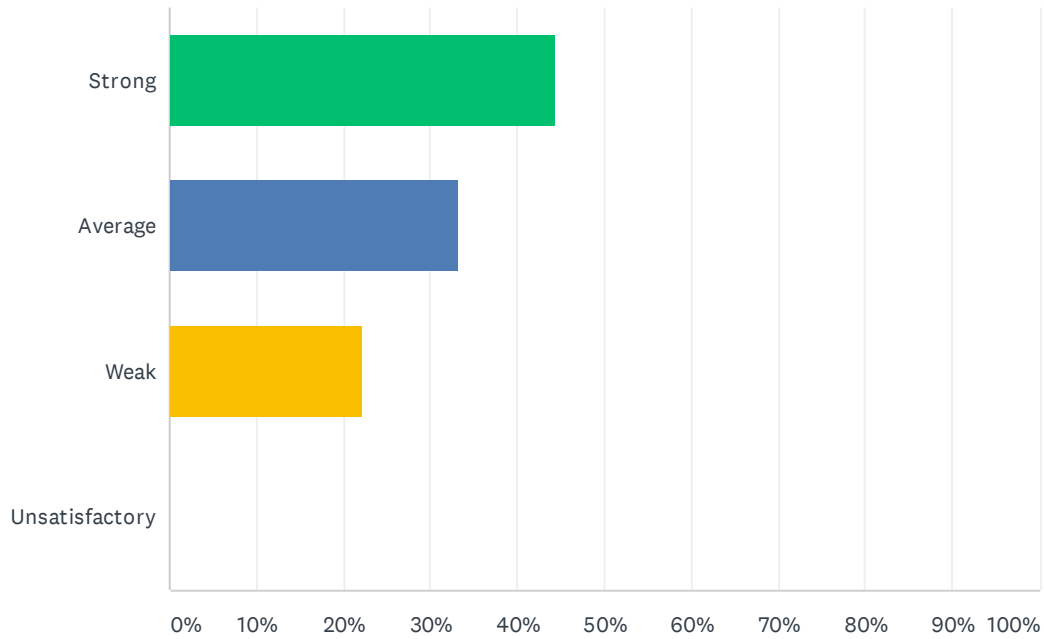
Answered: 9 Skipped: 0



ANSWER CHOICES	RESPONSES
Strong	66.67% 6
Average	22.22% 2
Weak	11.11% 1
Unsatisfactory	0.00% 0
<b>TOTAL</b>	<b>9</b>

## Q16 Site meetings are productive and not excessive.

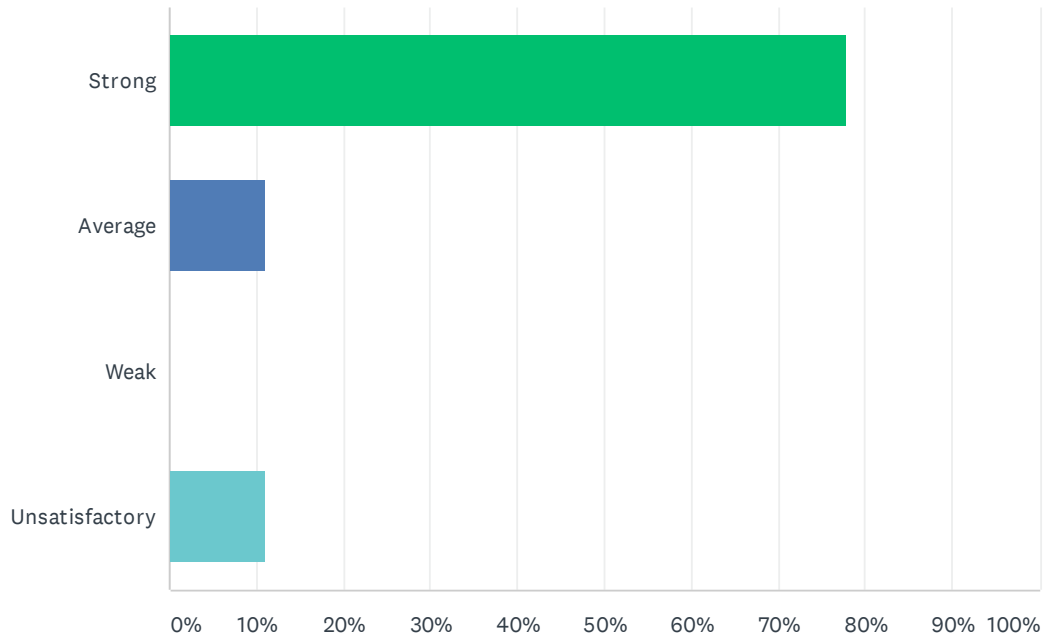
Answered: 9 Skipped: 0



ANSWER CHOICES	RESPONSES	
Strong	44.44%	4
Average	33.33%	3
Weak	22.22%	2
Unsatisfactory	0.00%	0
<b>TOTAL</b>		<b>9</b>

Q17 Bank days are used for PLC activities; Site administration uses two Bank Days a month and staff gets uninterrupted planning/preparation time twice a month during Bank Days.

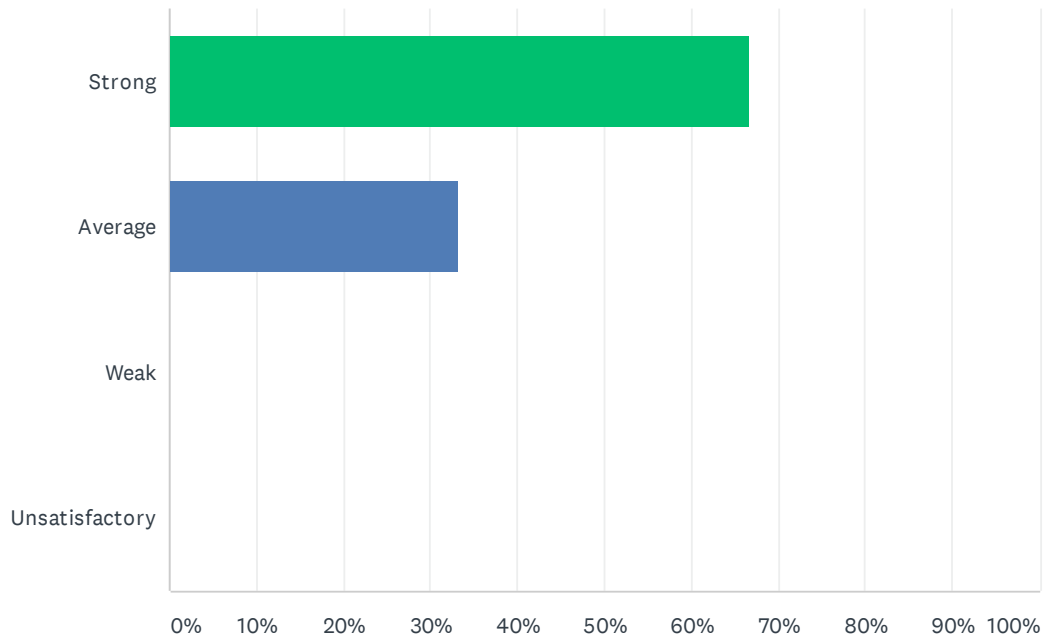
Answered: 9 Skipped: 0



ANSWER CHOICES	RESPONSES
Strong	77.78% 7
Average	11.11% 1
Weak	0.00% 0
Unsatisfactory	11.11% 1
TOTAL	9

### Q18 My site receives daily consecutive uninterrupted planning/preparation time. (30 minutes / 40 minutes)

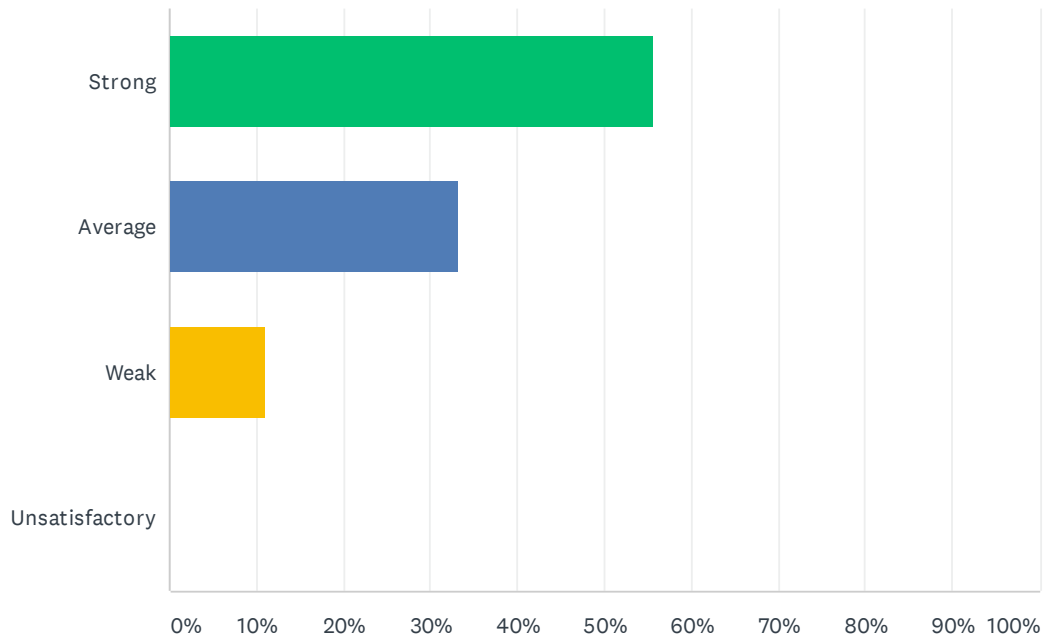
Answered: 9 Skipped: 0



ANSWER CHOICES	RESPONSES	
Strong	66.67%	6
Average	33.33%	3
Weak	0.00%	0
Unsatisfactory	0.00%	0
<b>TOTAL</b>		<b>9</b>

### Q19 Staff is given time to input district required data (ie. Benchmarks, Dibels, CFAs, Report Card, and etc).

Answered: 9 Skipped: 0

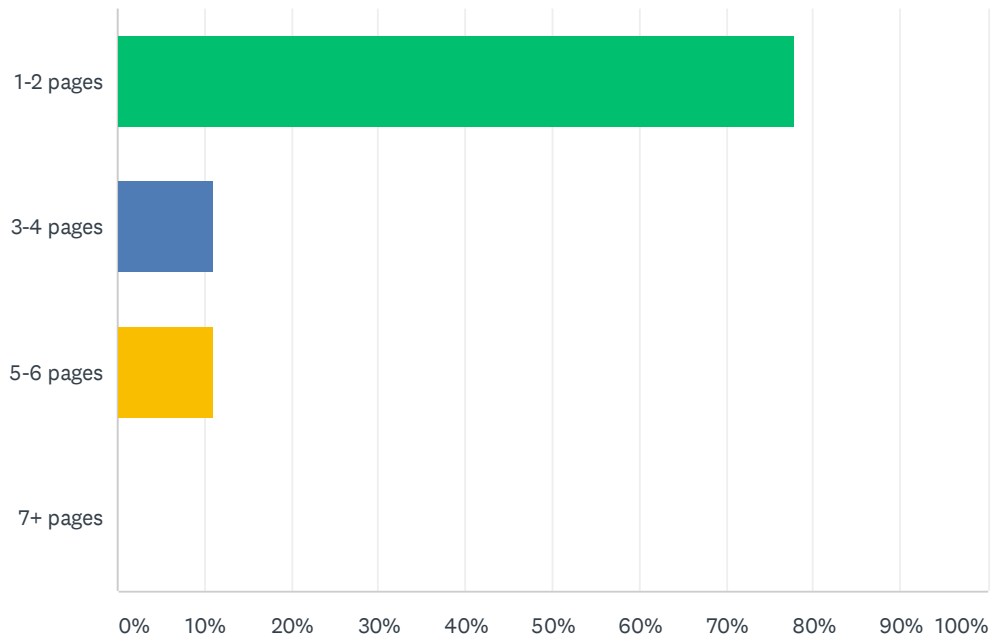


ANSWER CHOICES	RESPONSES	
Strong	55.56%	5
Average	33.33%	3
Weak	11.11%	1
Unsatisfactory	0.00%	0
<b>TOTAL</b>		<b>9</b>



## Q20 Teachers are required to submit complete, but not excessively lengthy lesson plans.

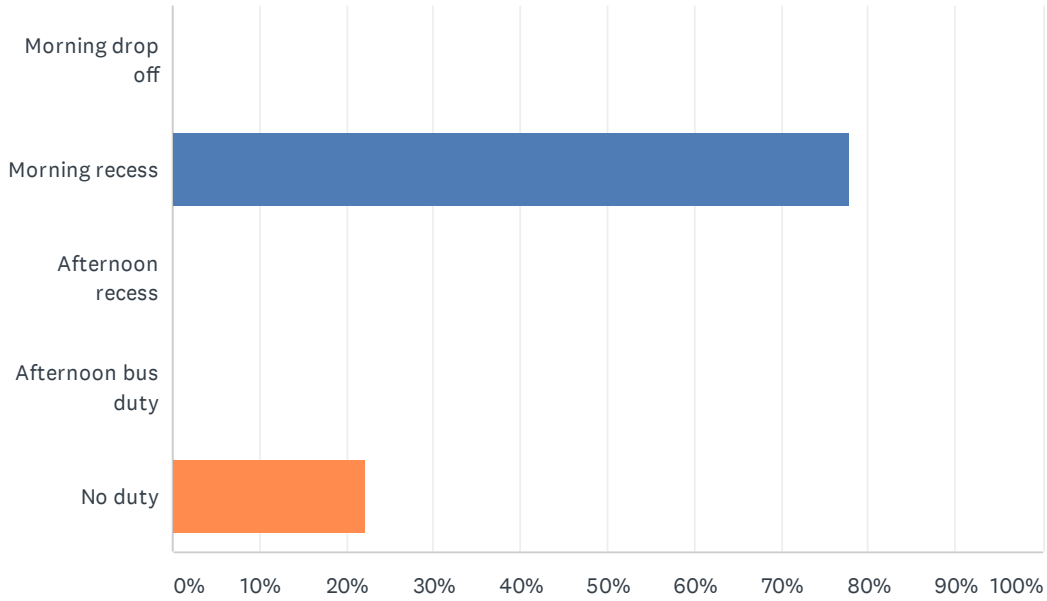
Answered: 9 Skipped: 0



ANSWER CHOICES	RESPONSES
1-2 pages	77.78% 7
3-4 pages	11.11% 1
5-6 pages	11.11% 1
7+ pages	0.00% 0
<b>TOTAL</b>	<b>9</b>

## Q21 Staff has recess and/or bus duty.

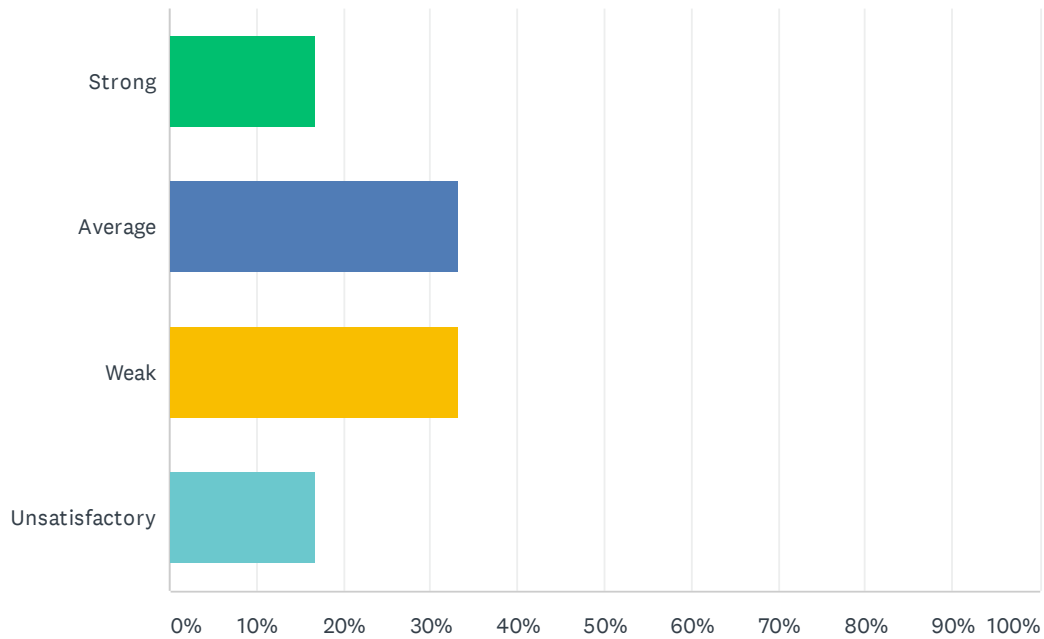
Answered: 9 Skipped: 0



ANSWER CHOICES	RESPONSES	
Morning drop off	0.00%	0
Morning recess	77.78%	7
Afternoon recess	0.00%	0
Afternoon bus duty	0.00%	0
No duty	22.22%	2
Total Respondents: 9		

## Q22 The Special Education Department is assisting you with your questions, problems, and concerns.

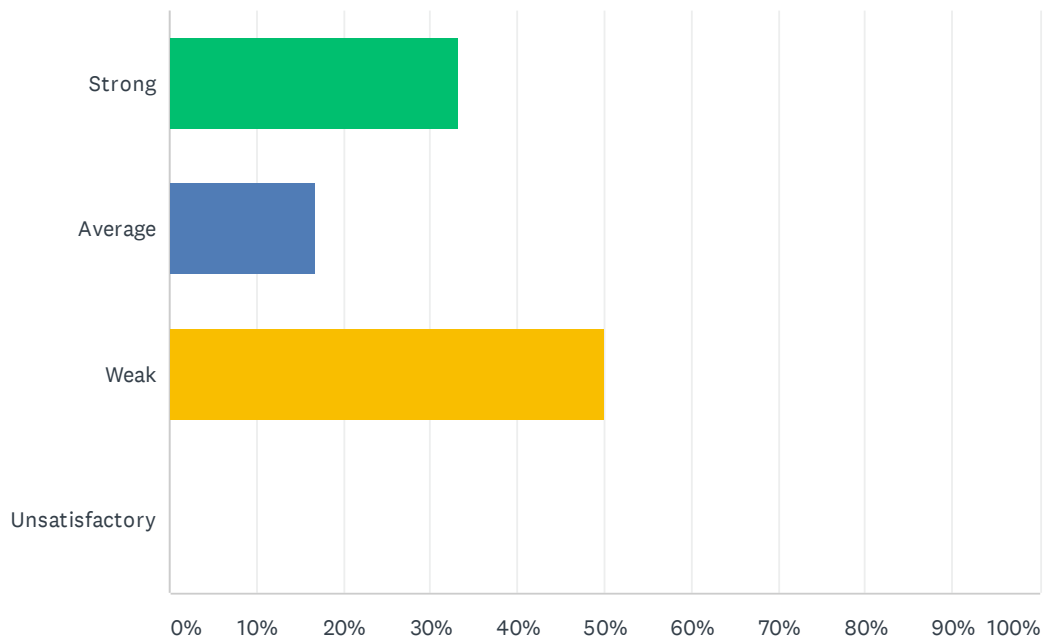
Answered: 6 Skipped: 3



ANSWER CHOICES	RESPONSES
Strong	16.67% 1
Average	33.33% 2
Weak	33.33% 2
Unsatisfactory	16.67% 1
<b>TOTAL</b>	<b>6</b>

## Q23 Special Education class size is balanced within each program to ensure student safety and individualized instruction.

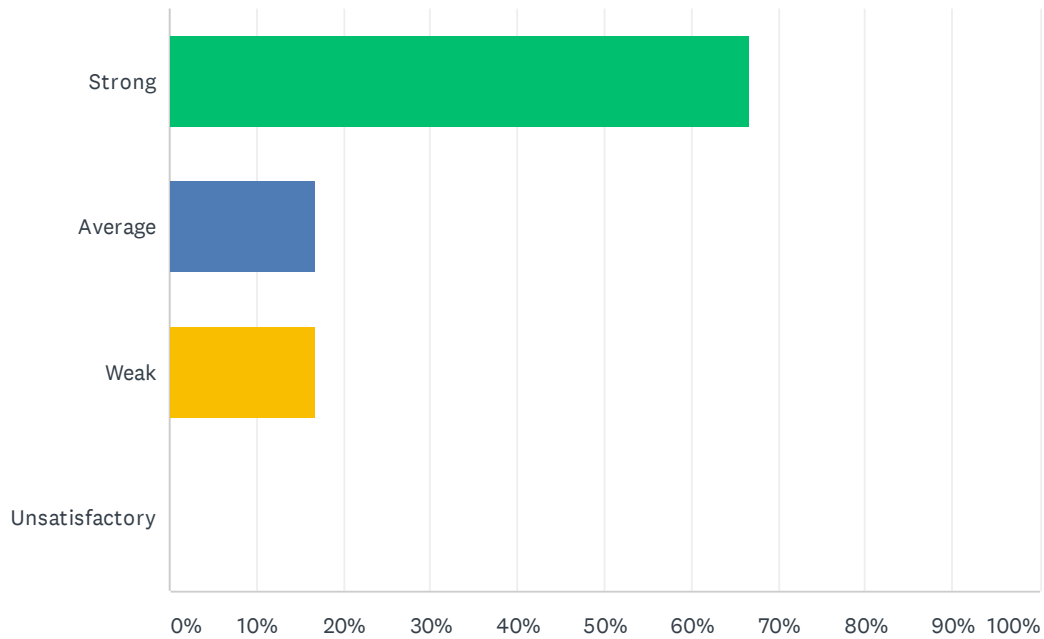
Answered: 6 Skipped: 3



ANSWER CHOICES	RESPONSES	
Strong	33.33%	2
Average	16.67%	1
Weak	50.00%	3
Unsatisfactory	0.00%	0
<b>TOTAL</b>		<b>6</b>

## Q24 Special education teachers have opportunities to participate in school-based, content area staff development.

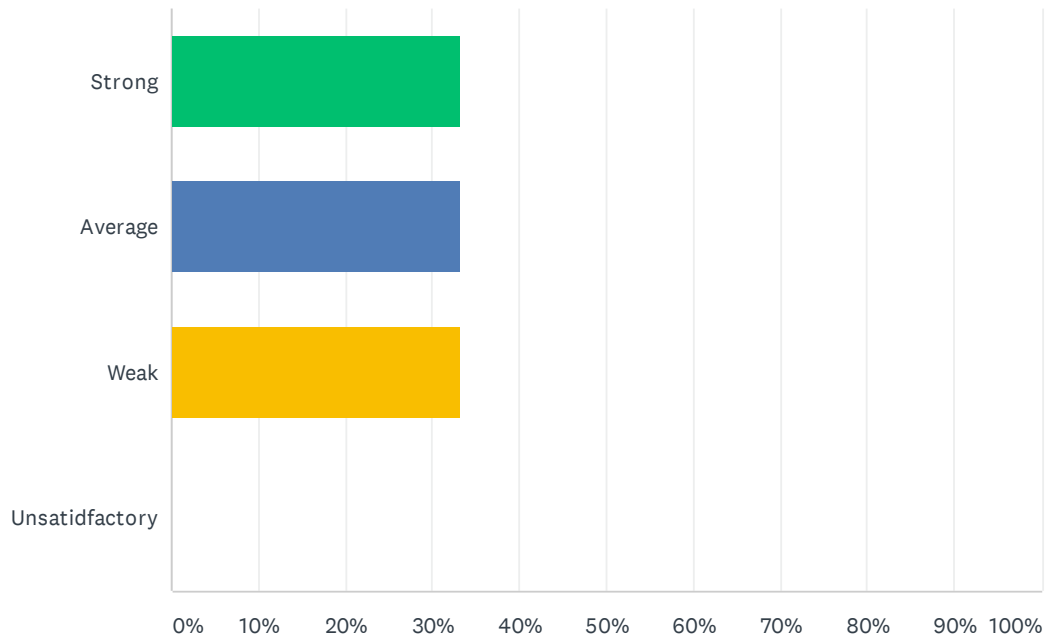
Answered: 6 Skipped: 3



ANSWER CHOICES	RESPONSES
Strong	66.67% 4
Average	16.67% 1
Weak	16.67% 1
Unsatisfactory	0.00% 0
<b>TOTAL</b>	<b>6</b>

## Q25 Special education teachers have needed access to ALL instructional resources provided to the general education teachers.

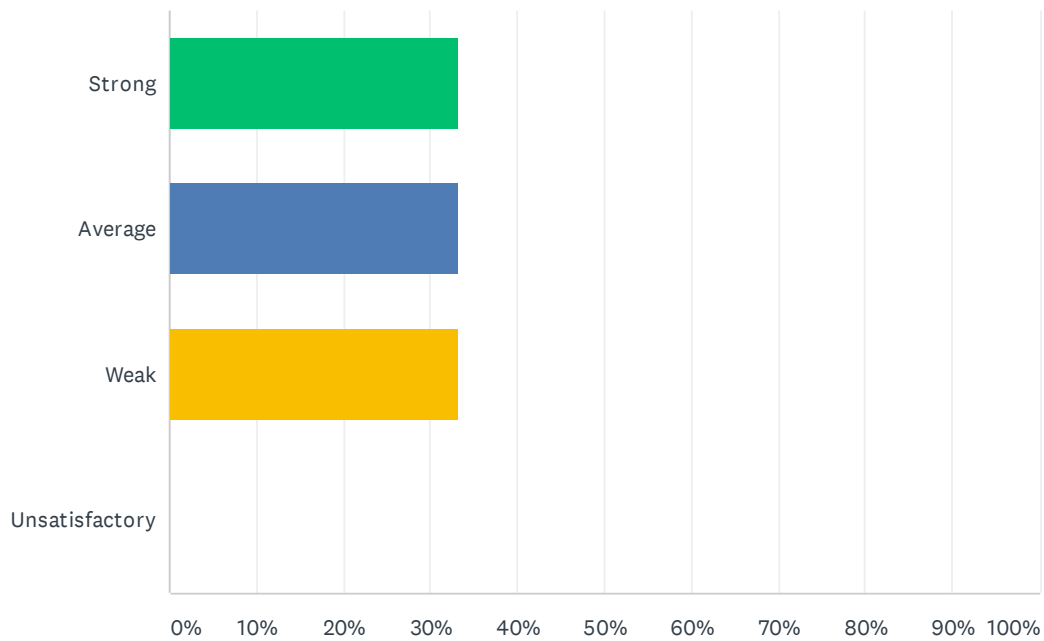
Answered: 6 Skipped: 3



ANSWER CHOICES	RESPONSES	
Strong	33.33%	2
Average	33.33%	2
Weak	33.33%	2
Unsatisfactory	0.00%	0
<b>TOTAL</b>		<b>6</b>

## Q26 Special education teachers are adequately trained in the administration of state assessments and District IEP's.

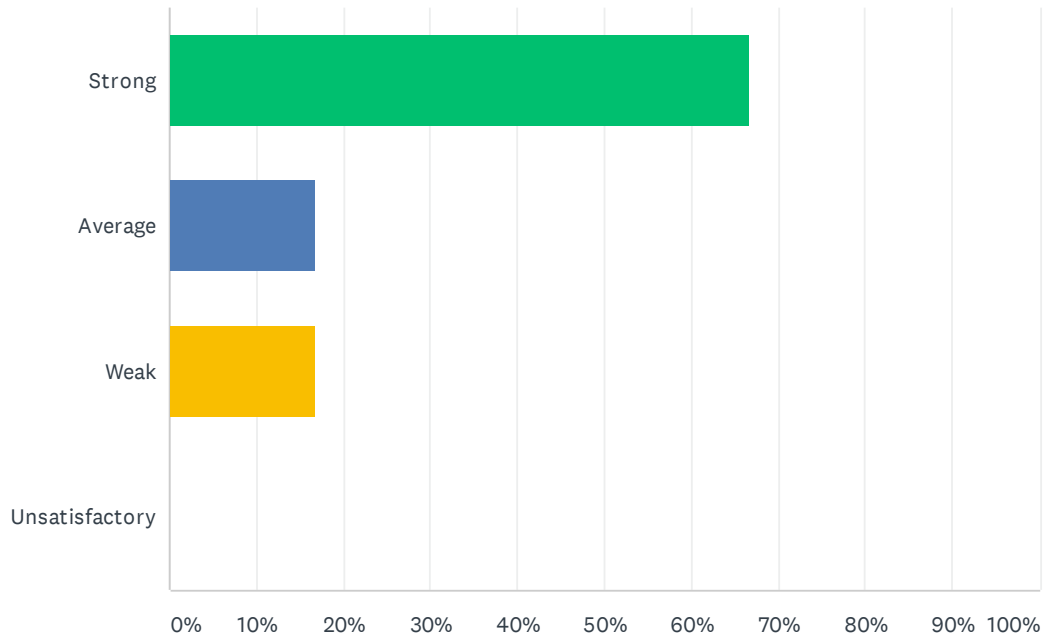
Answered: 6 Skipped: 3



ANSWER CHOICES	RESPONSES	
Strong	33.33%	2
Average	33.33%	2
Weak	33.33%	2
Unsatisfactory	0.00%	0
<b>TOTAL</b>		<b>6</b>

### Q27 The site principal is accessible to discuss special education issues.

Answered: 6 Skipped: 3

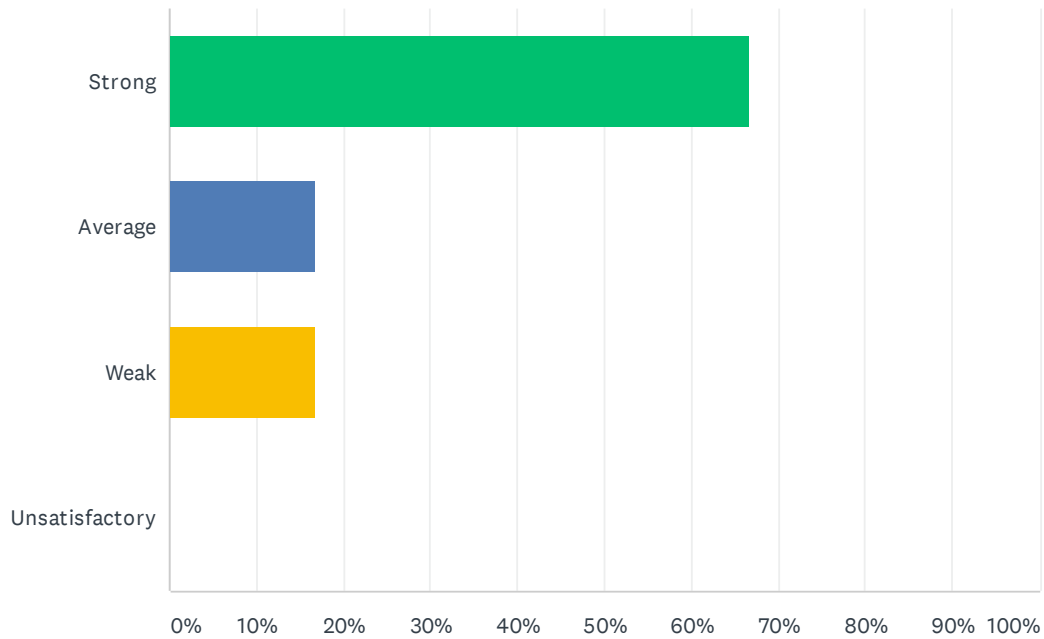


ANSWER CHOICES	RESPONSES	
Strong	66.67%	4
Average	16.67%	1
Weak	16.67%	1
Unsatisfactory	0.00%	0
<b>TOTAL</b>		<b>6</b>



## Q28 The site principal promotes equal opportunities for all students to learn.

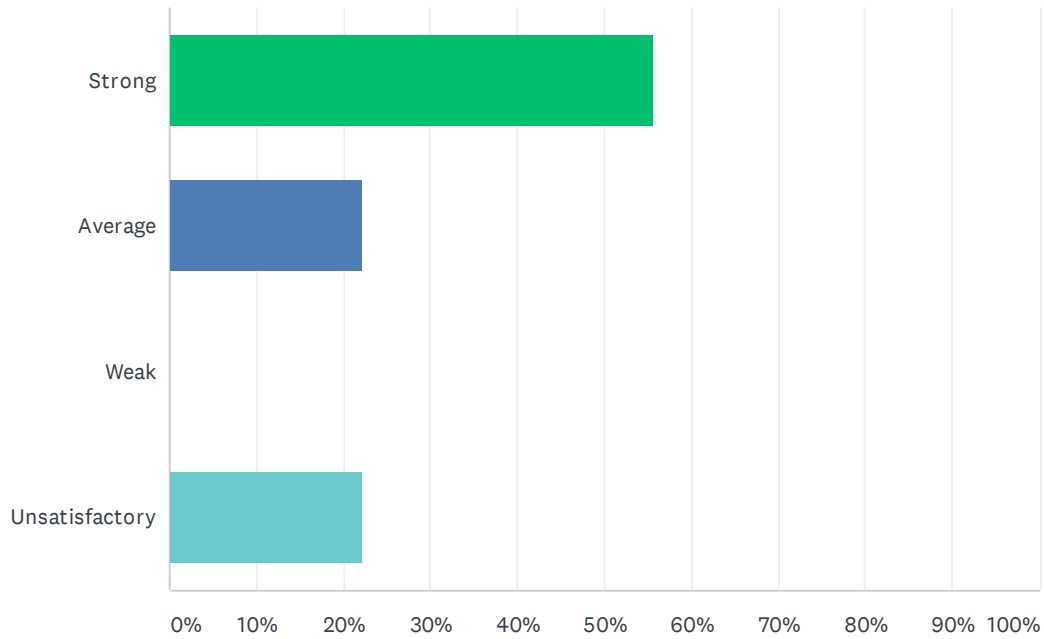
Answered: 6 Skipped: 3



ANSWER CHOICES	RESPONSES	
Strong	66.67%	4
Average	16.67%	1
Weak	16.67%	1
Unsatisfactory	0.00%	0
<b>TOTAL</b>		<b>6</b>

## Q29 PBIS is used effectively and is improving behavior.

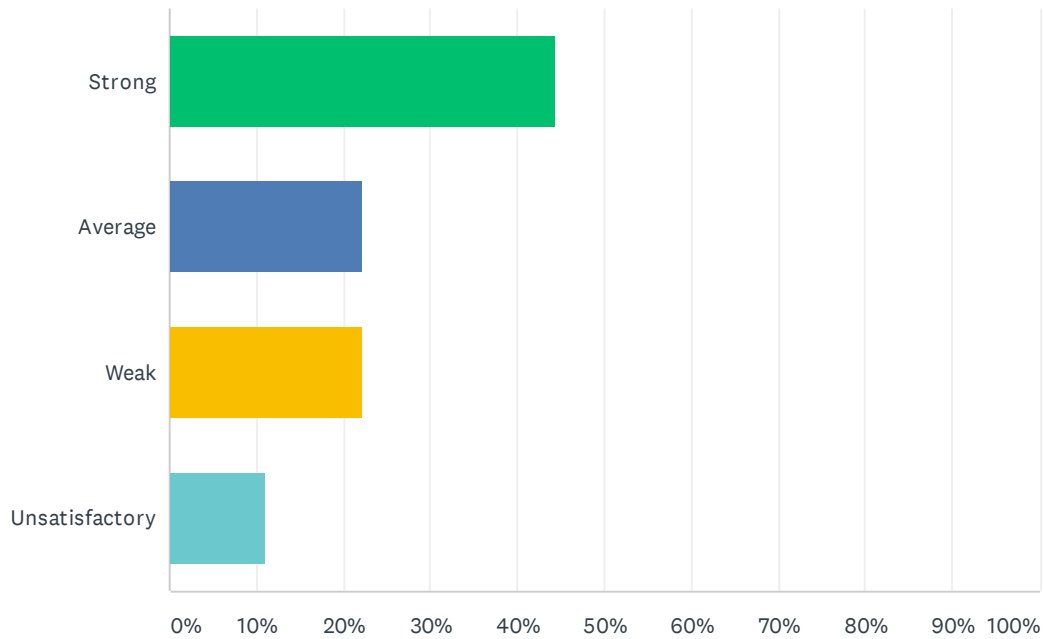
Answered: 9 Skipped: 0



ANSWER CHOICES	RESPONSES	
Strong	55.56%	5
Average	22.22%	2
Weak	0.00%	0
Unsatisfactory	22.22%	2
<b>TOTAL</b>		<b>9</b>

### Q30 PBIS and Behavior Intervention Specialists are creating a safer environment at my site.

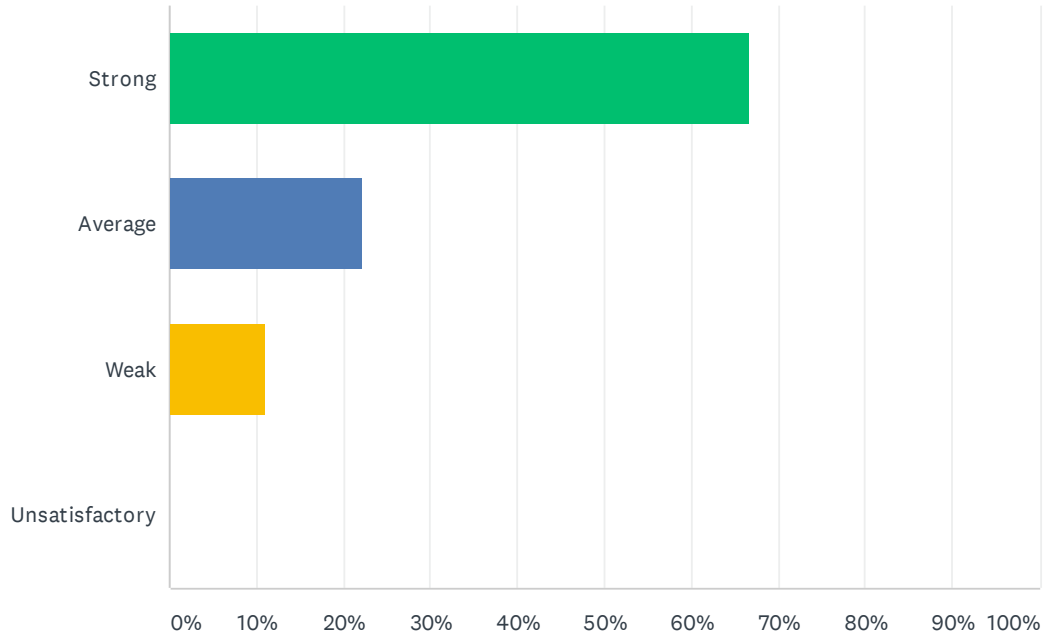
Answered: 9 Skipped: 0



ANSWER CHOICES	RESPONSES	
Strong	44.44%	4
Average	22.22%	2
Weak	22.22%	2
Unsatisfactory	11.11%	1
<b>TOTAL</b>		<b>9</b>

### Q31 Staff and students feel safe at my site.

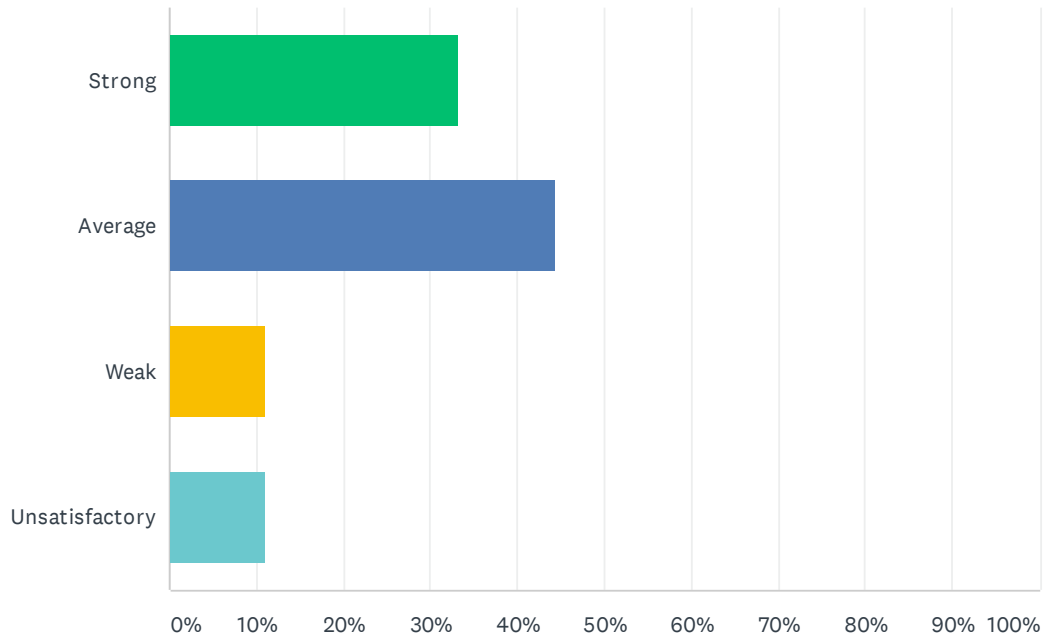
Answered: 9 Skipped: 0



ANSWER CHOICES	RESPONSES	
Strong	66.67%	6
Average	22.22%	2
Weak	11.11%	1
Unsatisfactory	0.00%	0
<b>TOTAL</b>		<b>9</b>

### Q32 Discipline is improving at my site and not interfering with learning.

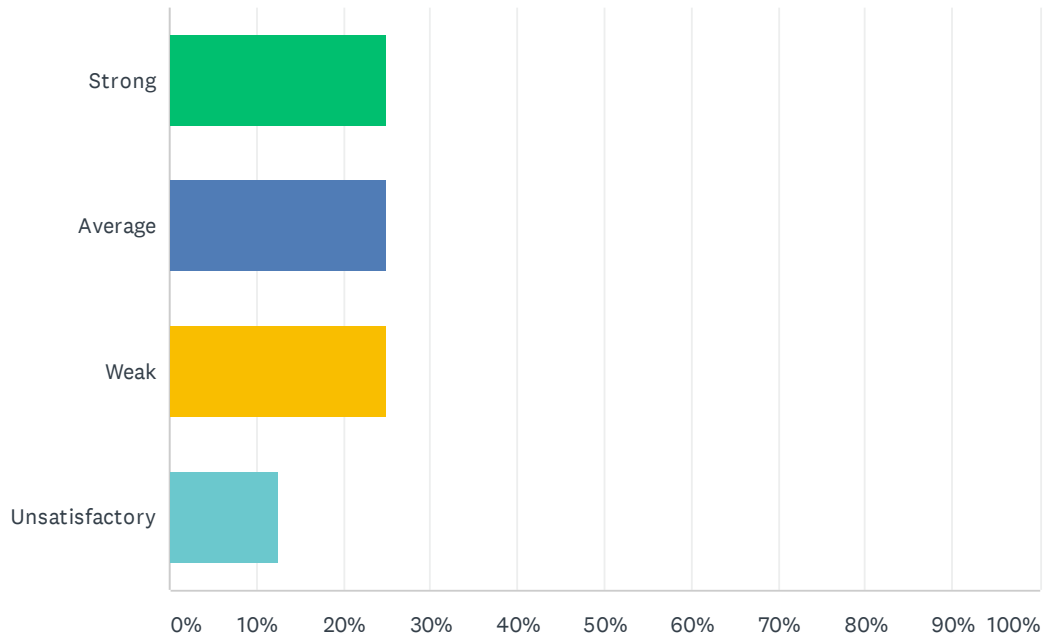
Answered: 9 Skipped: 0



ANSWER CHOICES	RESPONSES	
Strong	33.33%	3
Average	44.44%	4
Weak	11.11%	1
Unsatisfactory	11.11%	1
<b>TOTAL</b>		<b>9</b>

### Q33 Positive referrals are an effective tool in improving discipline.

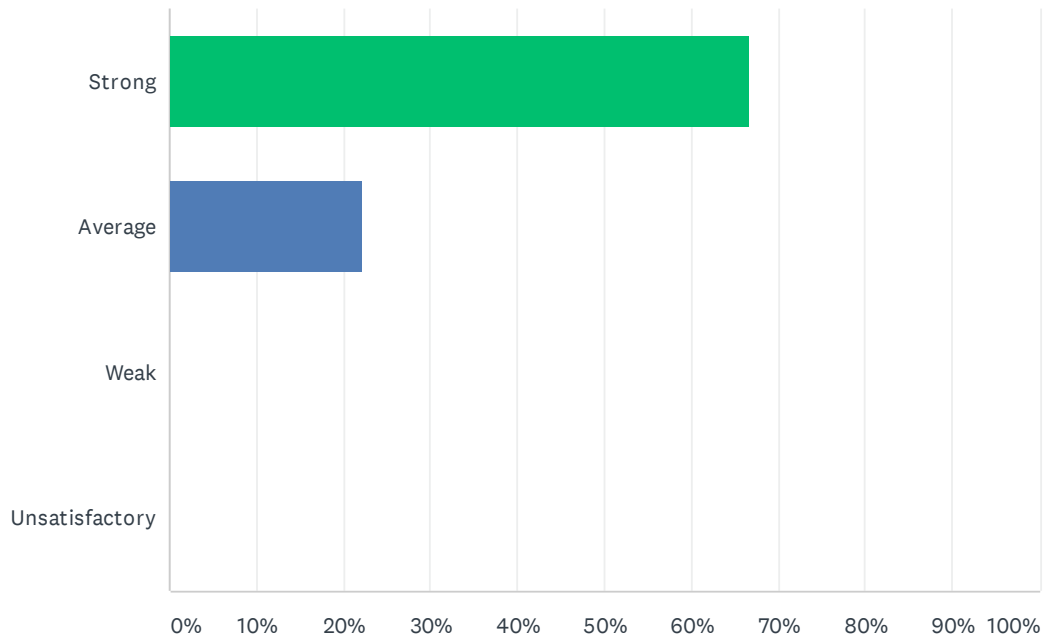
Answered: 8 Skipped: 1



ANSWER CHOICES	RESPONSES	
Strong	25.00%	2
Average	25.00%	2
Weak	25.00%	2
Unsatisfactory	12.50%	1
<b>TOTAL</b>		<b>8</b>

### Q34 When ODR's (office disciplinary referral) are written the teacher's word is valued and trusted.

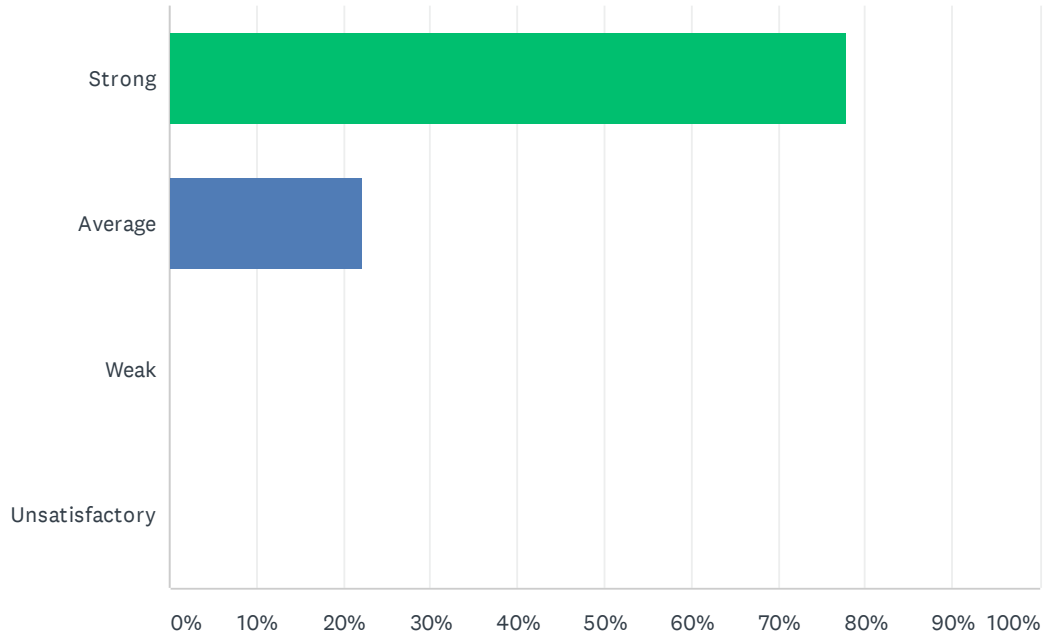
Answered: 9 Skipped: 0



ANSWER CHOICES	RESPONSES
Strong	66.67% 6
Average	22.22% 2
Weak	0.00% 0
Unsatisfactory	0.00% 0
<b>TOTAL</b>	<b>9</b>

### Q35 My site has a positive atmosphere.

Answered: 9 Skipped: 0

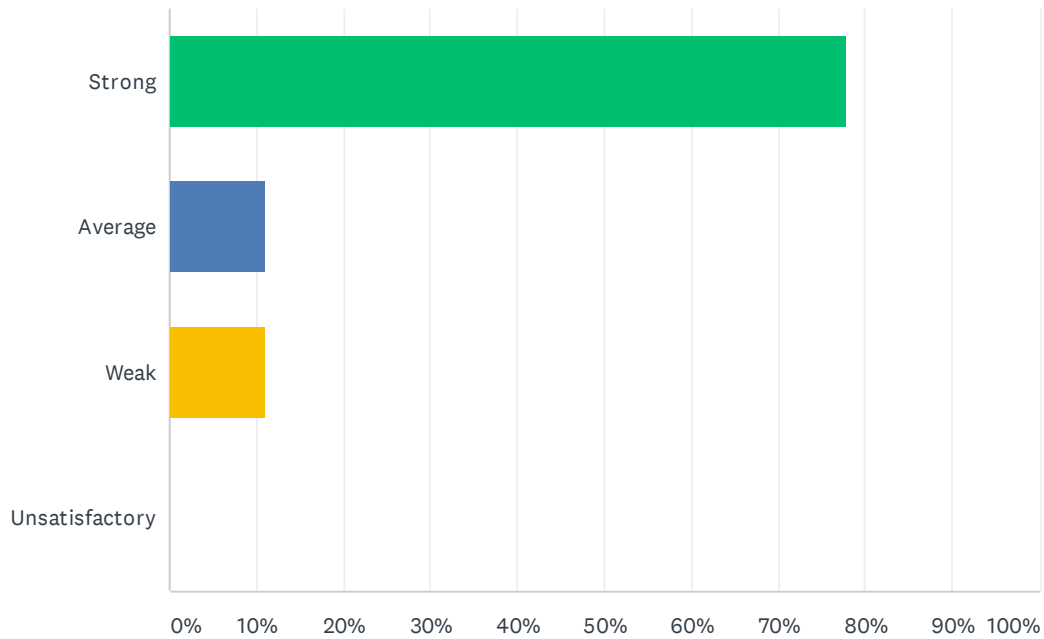


ANSWER CHOICES	RESPONSES	
Strong	77.78%	7
Average	22.22%	2
Weak	0.00%	0
Unsatisfactory	0.00%	0
<b>TOTAL</b>		<b>9</b>



### Q36 I would recommend my site to other employees and prospective teachers.

Answered: 9 Skipped: 0



ANSWER CHOICES	RESPONSES	
Strong	77.78%	7
Average	11.11%	1
Weak	11.11%	1
Unsatisfactory	0.00%	0
<b>TOTAL</b>		<b>9</b>

# Q1 School Site (If you work at multiple sites choose your home site OR complete a survey for each site at which you spend significant time.)

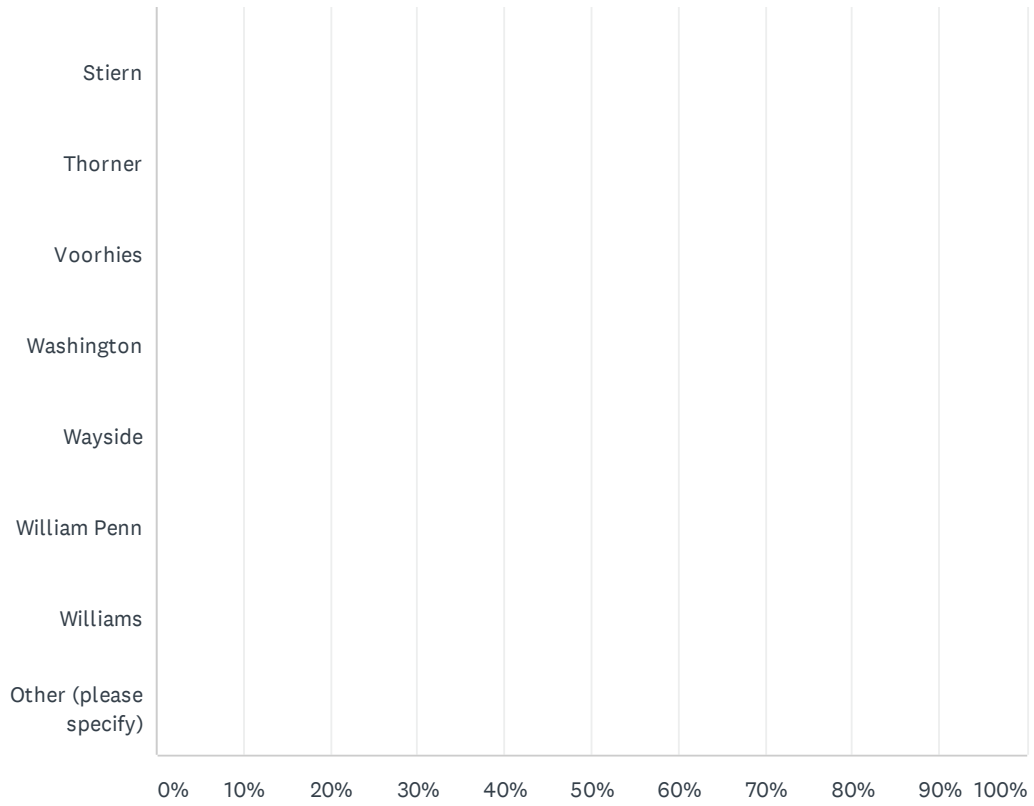
Answered: 12 Skipped: 0



2019-2020 BETA Administration/Site Climate Survey



# 2019-2020 BETA Administration/Site Climate Survey



2019-2020 BETA Administration/Site Climate Survey

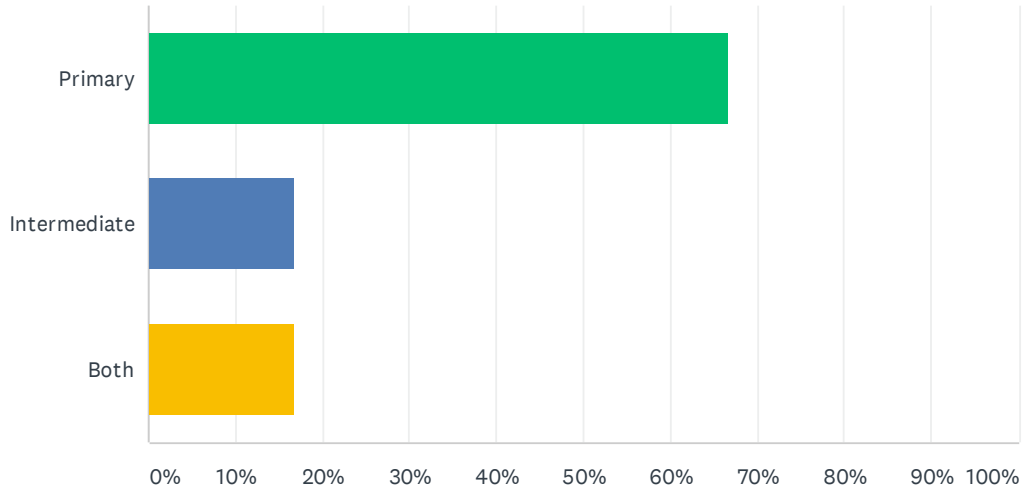
ANSWER CHOICES	RESPONSES	
Casa Loma	0.00%	0
Cato	0.00%	0
Chavez	0.00%	0
Chipman	0.00%	0
College Hts	0.00%	0
Compton	0.00%	0
Curran	8.33%	1
Downtown	0.00%	0
Ed Center	0.00%	0
Eissler	0.00%	0
Emerson	0.00%	0
Evergreen	0.00%	0
Fletcher	0.00%	0
Frank West	0.00%	0
Franklin	0.00%	0
Fremont	0.00%	0
Garza	0.00%	0
Harding	0.00%	0
Harris	0.00%	0
Horace Mann	0.00%	0
Hort	0.00%	0
Jefferson	0.00%	0
Longfellow	0.00%	0
McKinley	0.00%	0
Mt.Vernon	0.00%	0
Munsey	0.00%	0
Nichols	0.00%	0
Noble	0.00%	0
Nurses	0.00%	0
Owens Intermediate	0.00%	0
Owens Primary	0.00%	0
Pauly	0.00%	0

2019-2020 BETA Administration/Site Climate Survey

Pioneer	0.00%	0
Rafer Johnson	0.00%	0
Roosevelt	100.00%	12
Sequoia	0.00%	0
Sierra	0.00%	0
Special Ed Office	0.00%	0
Stella Hills	0.00%	0
Stiern	0.00%	0
Thorner	0.00%	0
Voorhies	0.00%	0
Washington	0.00%	0
Wayside	0.00%	0
William Penn	0.00%	0
Williams	0.00%	0
Other (please specify)	0.00%	0
Total Respondents: 12		

## Q2 Instructional Grade Level or Support Services

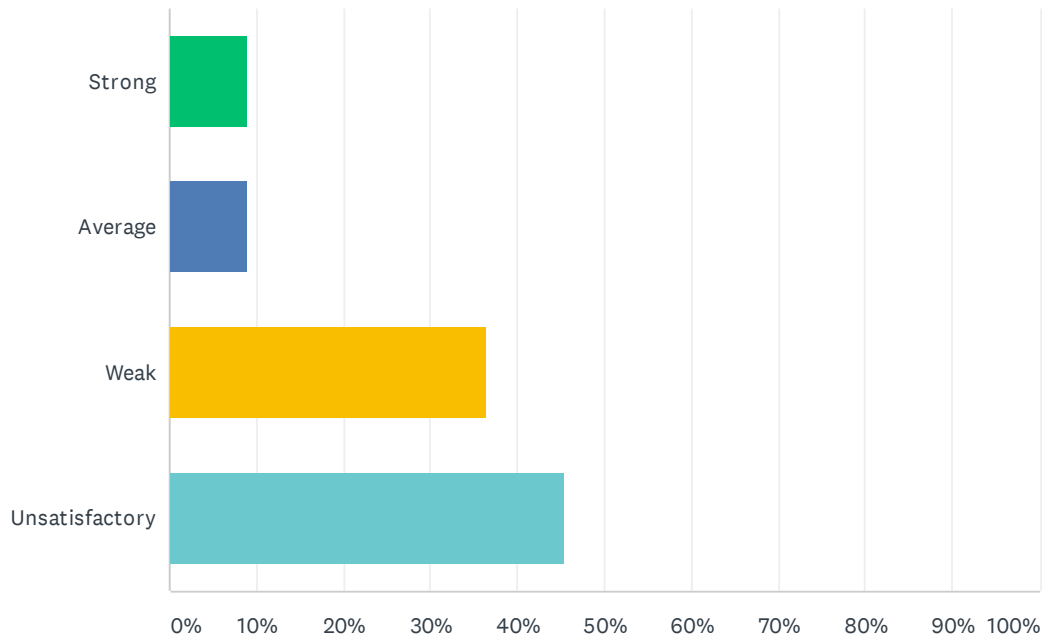
Answered: 12 Skipped: 0



ANSWER CHOICES	RESPONSES	
Primary	66.67%	8
Intermediate	16.67%	2
Both	16.67%	2
TOTAL		12

### Q3 Site administration is sensitive to the needs of students, staff, and community.

Answered: 11 Skipped: 1

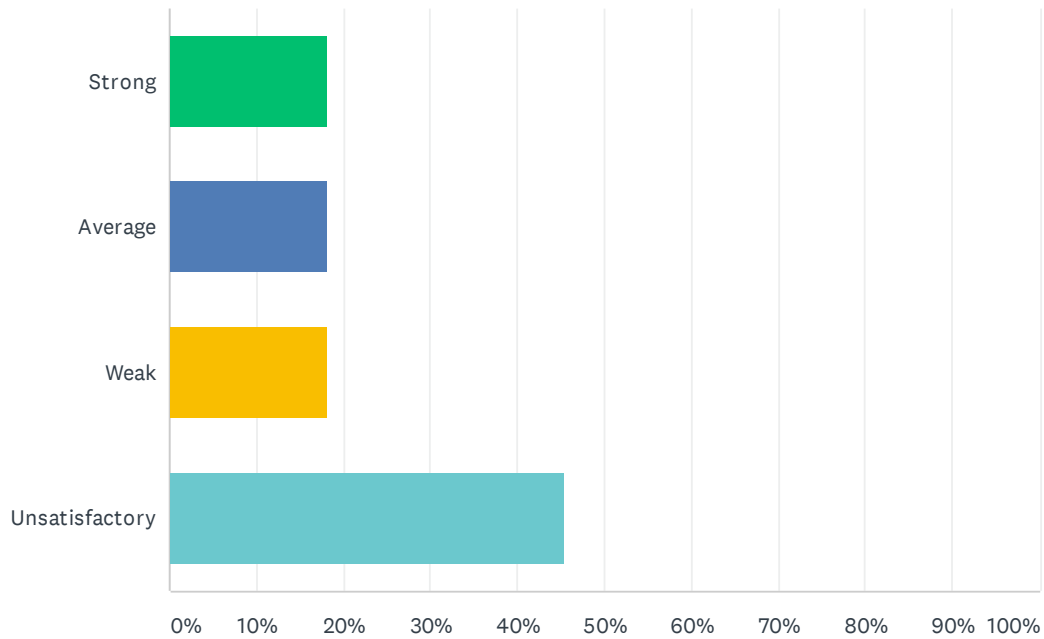


ANSWER CHOICES	RESPONSES	
Strong	9.09%	1
Average	9.09%	1
Weak	36.36%	4
Unsatisfactory	45.45%	5
<b>TOTAL</b>		<b>11</b>



## Q4 Site administration treats staff with respect; you feel like a valued member of a team

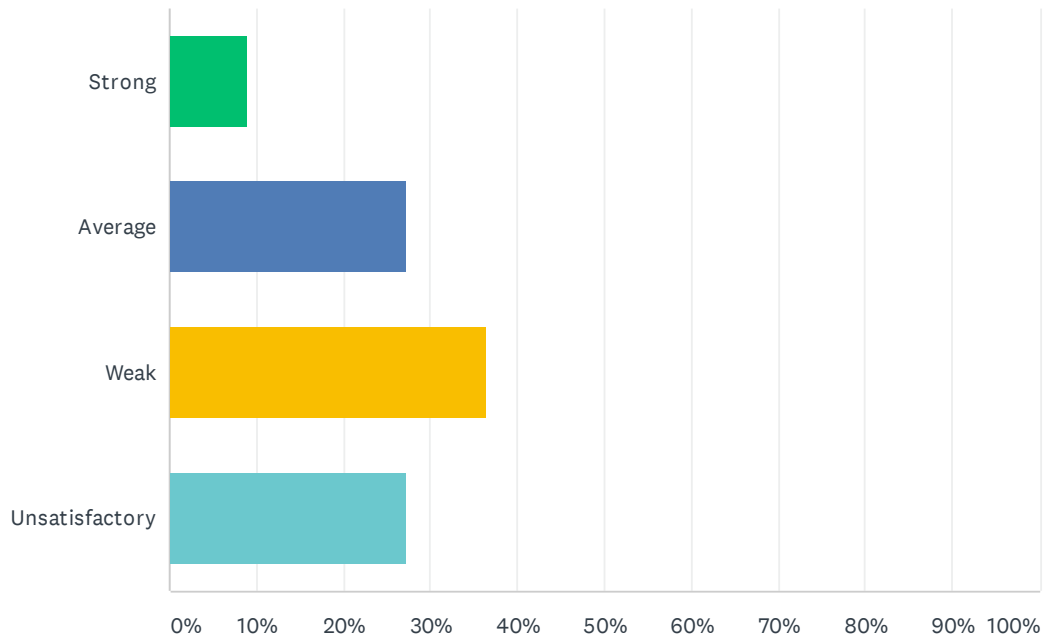
Answered: 11 Skipped: 1



ANSWER CHOICES	RESPONSES	
Strong	18.18%	2
Average	18.18%	2
Weak	18.18%	2
Unsatisfactory	45.45%	5
<b>TOTAL</b>		<b>11</b>

### Q5 Site administration conducts classroom visits (walk-through) in least the disruptive manner and leaves timely feedback (within 24 hours).

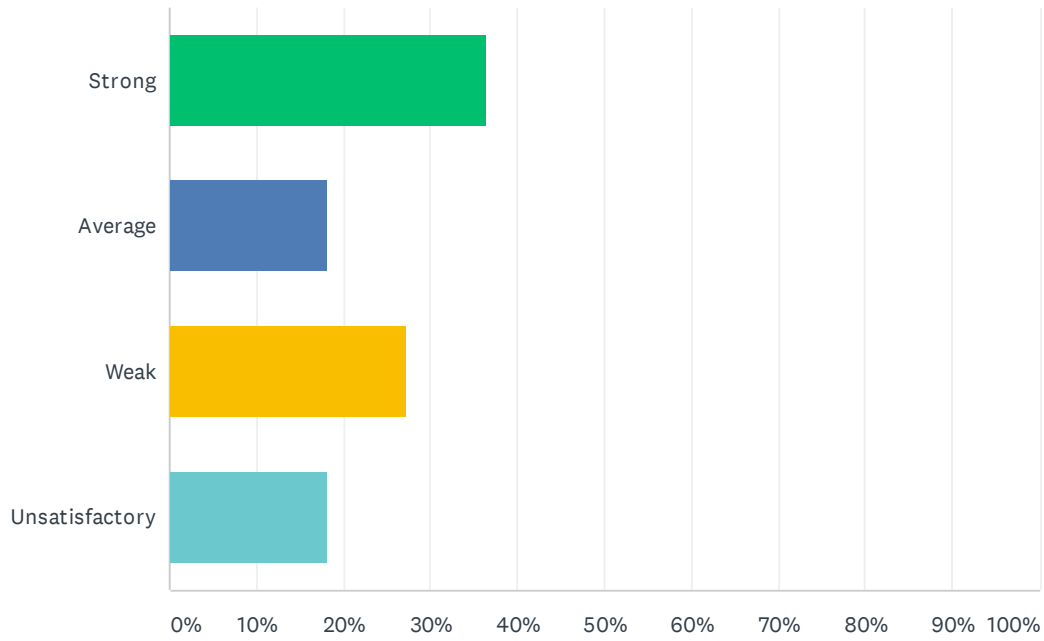
Answered: 11 Skipped: 1



ANSWER CHOICES	RESPONSES	
Strong	9.09%	1
Average	27.27%	3
Weak	36.36%	4
Unsatisfactory	27.27%	3
<b>TOTAL</b>		<b>11</b>

## Q6 Site administration follows the contract and respects personal rights.

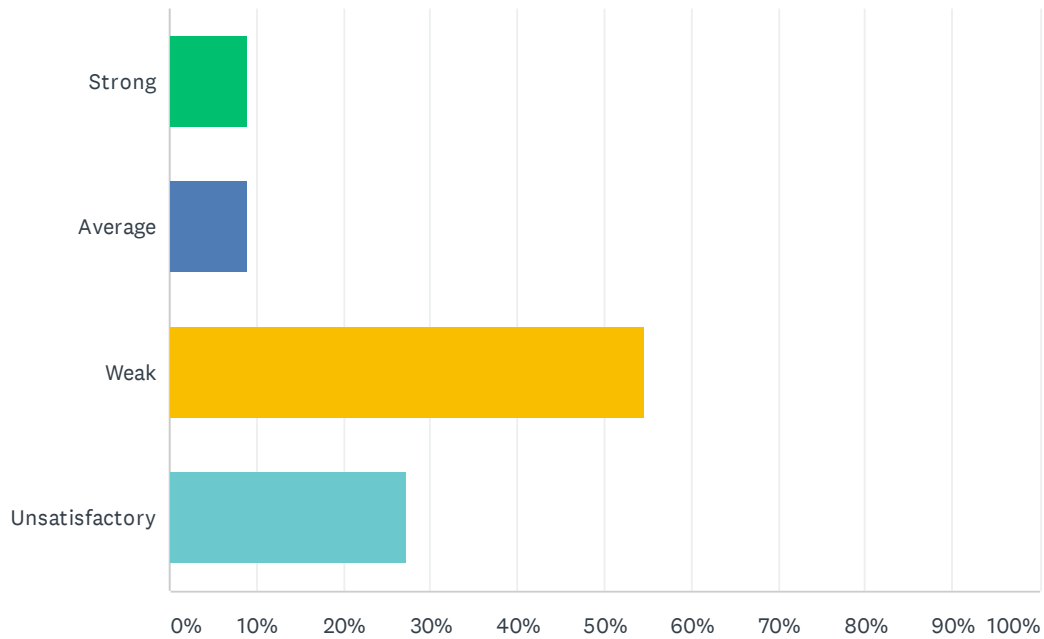
Answered: 11 Skipped: 1



ANSWER CHOICES	RESPONSES	
Strong	36.36%	4
Average	18.18%	2
Weak	27.27%	3
Unsatisfactory	18.18%	2
<b>TOTAL</b>		<b>11</b>

### Q7 Administration utilizes staff according to their job description (ie. Coaches, APL's, Specialists & Staff).

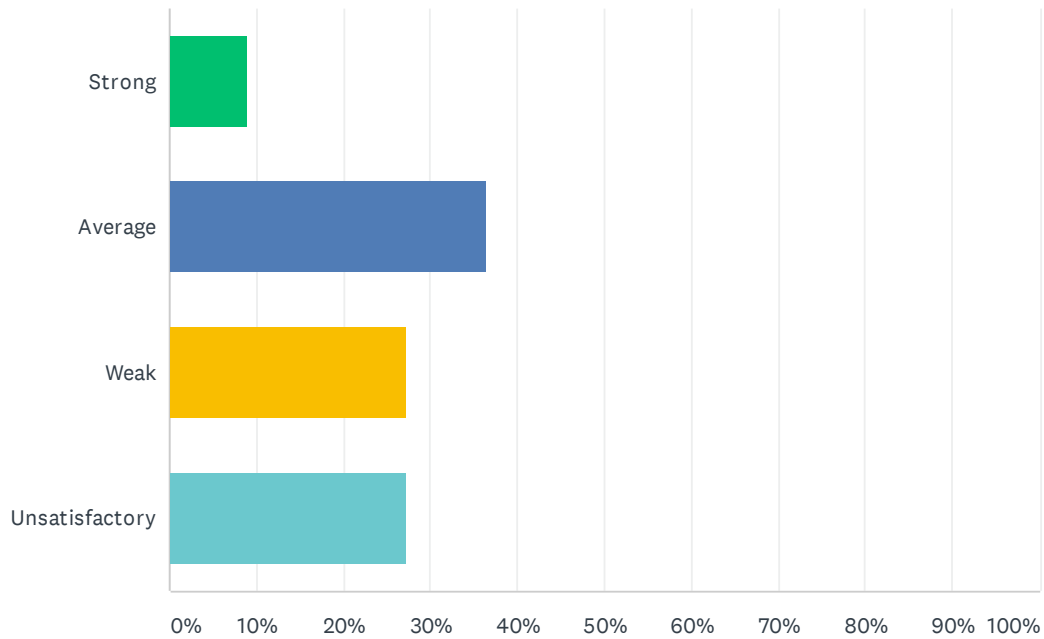
Answered: 11 Skipped: 1



ANSWER CHOICES	RESPONSES
Strong	9.09% 1
Average	9.09% 1
Weak	54.55% 6
Unsatisfactory	27.27% 3
<b>TOTAL</b>	<b>11</b>

## Q8 Administration maintains open communication with staff, parents, and students.

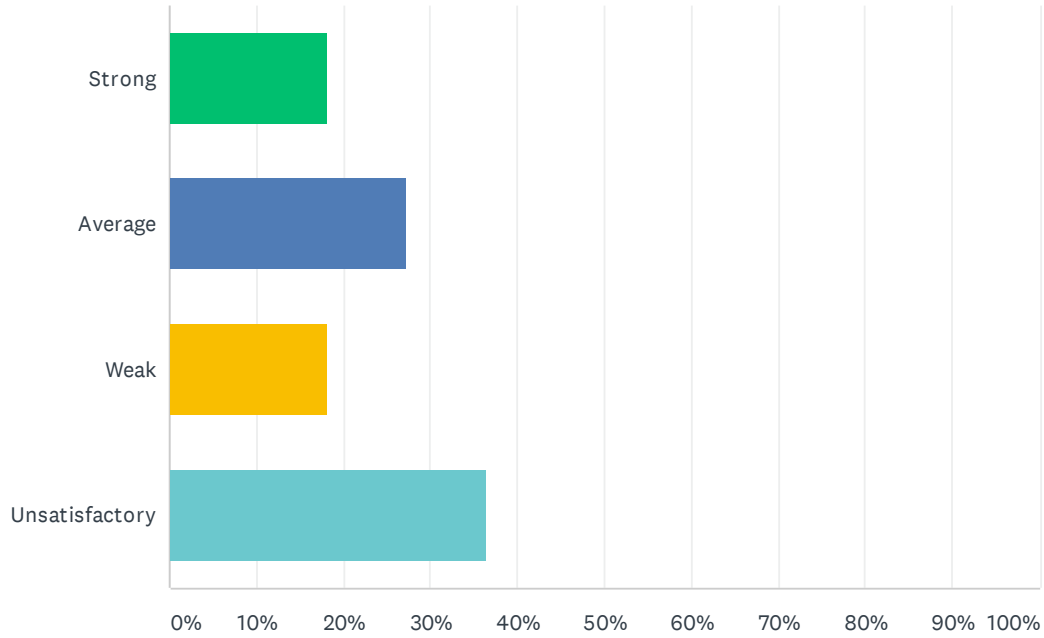
Answered: 11 Skipped: 1



ANSWER CHOICES	RESPONSES	
Strong	9.09%	1
Average	36.36%	4
Weak	27.27%	3
Unsatisfactory	27.27%	3
<b>TOTAL</b>		<b>11</b>

## Q9 Administration supports staff against attacks and criticism from parents.

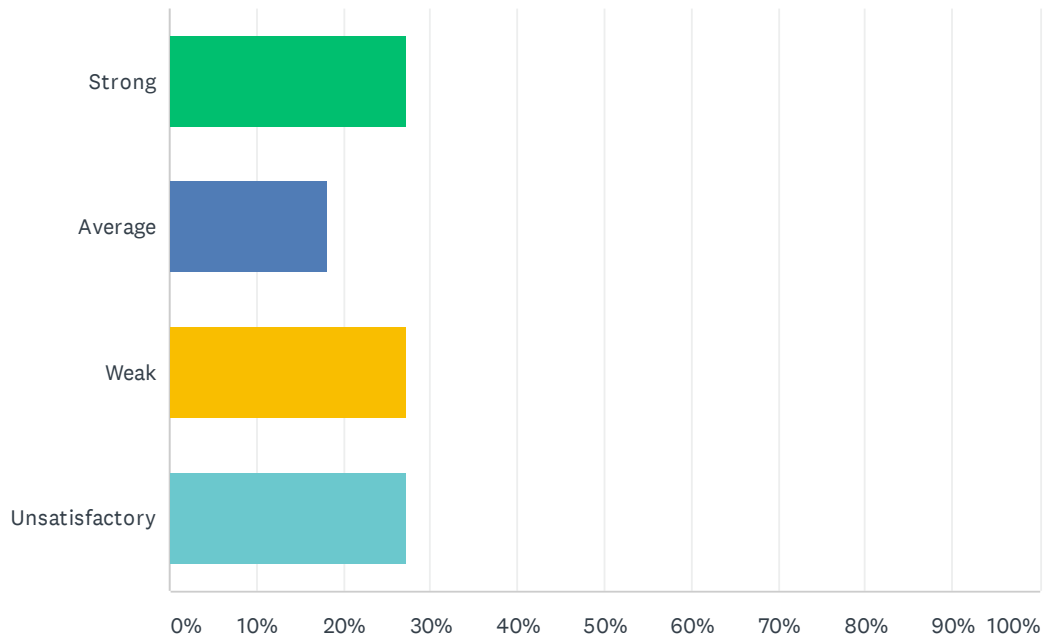
Answered: 11 Skipped: 1



ANSWER CHOICES	RESPONSES	
Strong	18.18%	2
Average	27.27%	3
Weak	18.18%	2
Unsatisfactory	36.36%	4
<b>TOTAL</b>		<b>11</b>

### Q10 Site administration treats all teachers equally; there is no preferential treatment.

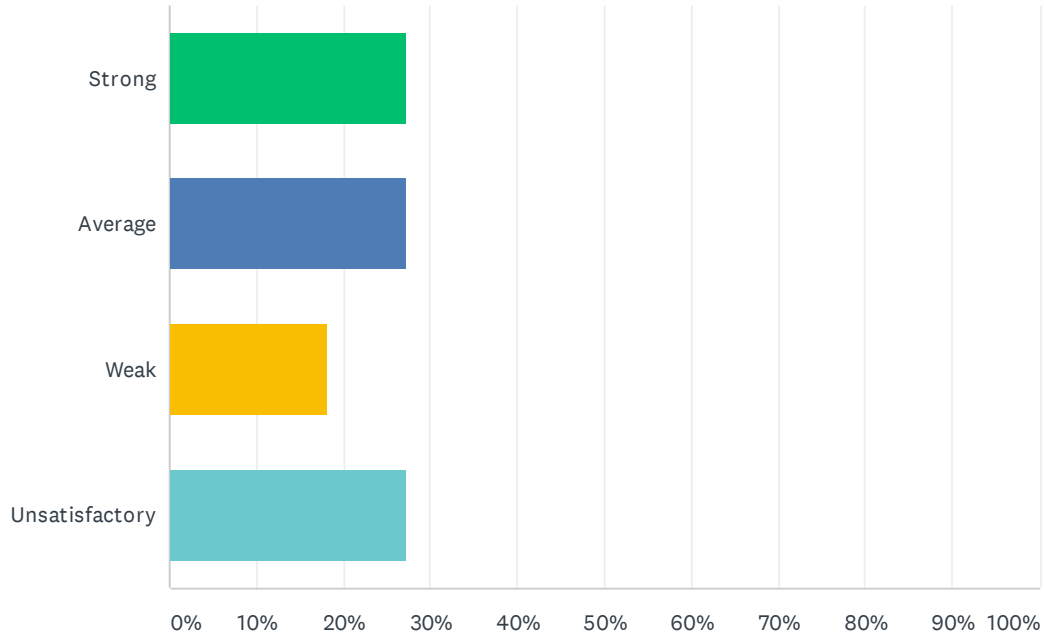
Answered: 11 Skipped: 1



ANSWER CHOICES	RESPONSES	
Strong	27.27%	3
Average	18.18%	2
Weak	27.27%	3
Unsatisfactory	27.27%	3
<b>TOTAL</b>		<b>11</b>

### Q11 Administration supports classroom discipline procedures and follows District discipline guidelines.

Answered: 11 Skipped: 1

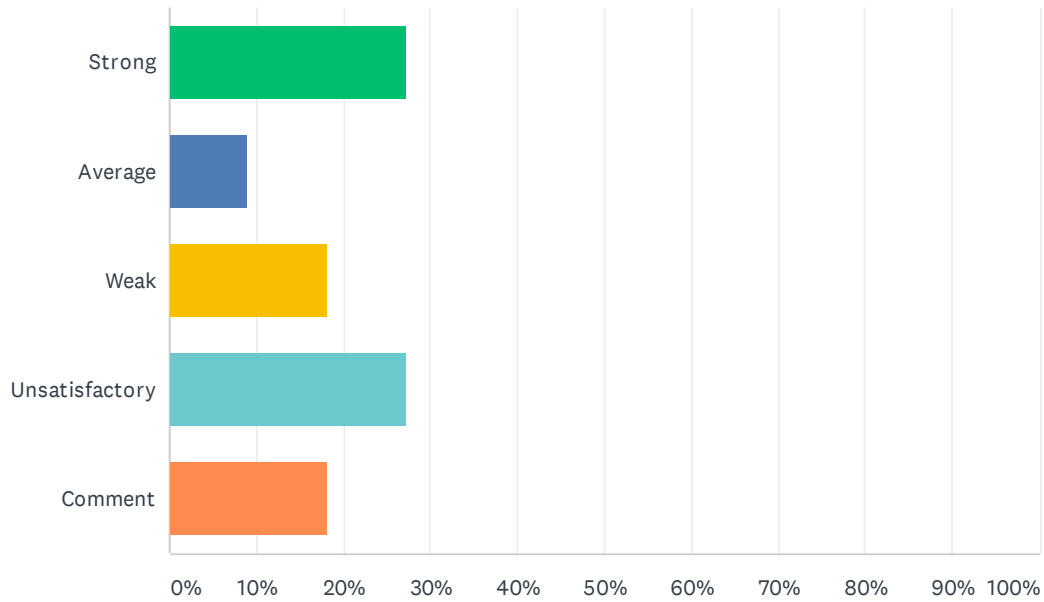


ANSWER CHOICES	RESPONSES	
Strong	27.27%	3
Average	27.27%	3
Weak	18.18%	2
Unsatisfactory	27.27%	3
<b>TOTAL</b>		<b>11</b>



### Q12 Administration processes ODR's (Office Disciplinary Referrals) within 48 hours and supports staff when discipline moves beyond classroom managed behaviors.

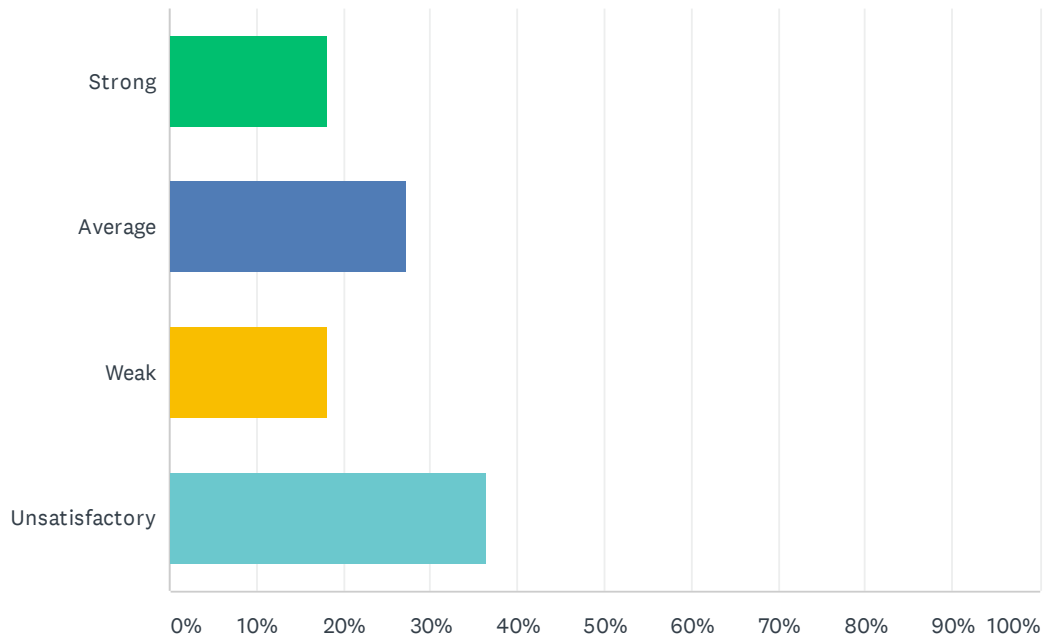
Answered: 11 Skipped: 1



ANSWER CHOICES	RESPONSES	
Strong	27.27%	3
Average	9.09%	1
Weak	18.18%	2
Unsatisfactory	27.27%	3
Comment	18.18%	2
<b>TOTAL</b>		<b>11</b>

### Q13 Administration treats teachers as professionals; the teacher's word is not disregarded in favor of the student's.

Answered: 11 Skipped: 1



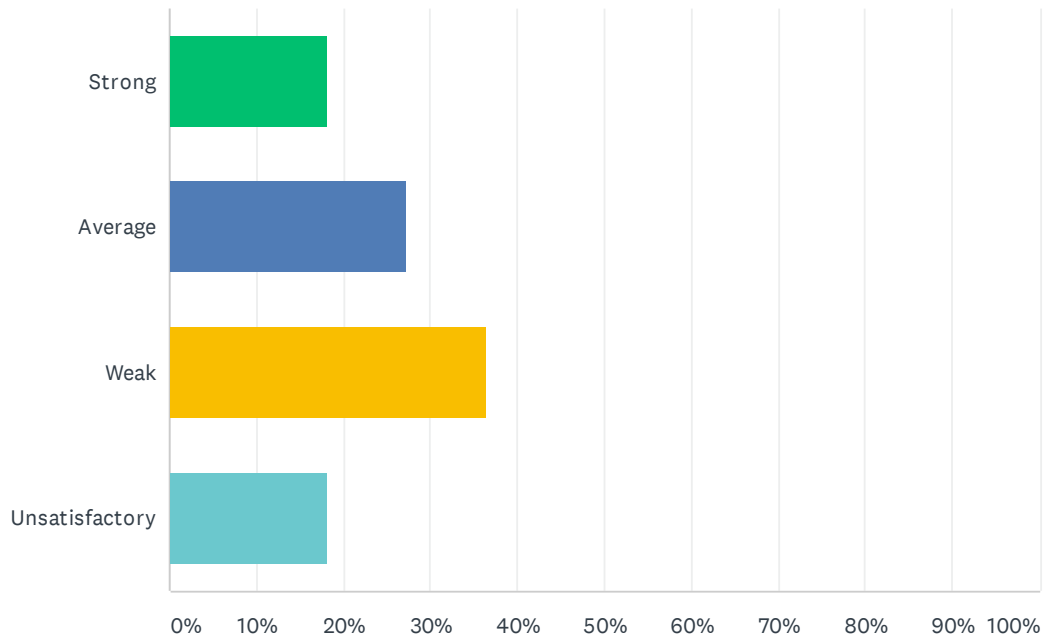
ANSWER CHOICES	RESPONSES	
Strong	18.18%	2
Average	27.27%	3
Weak	18.18%	2
Unsatisfactory	36.36%	4
<b>TOTAL</b>		<b>11</b>

**Q14 How do you feel that your administration positively/negatively impacts working conditions at your site?**

Answered: 9 Skipped: 3

## Q15 Site staff is involved in setting school policies and budgetary priorities.

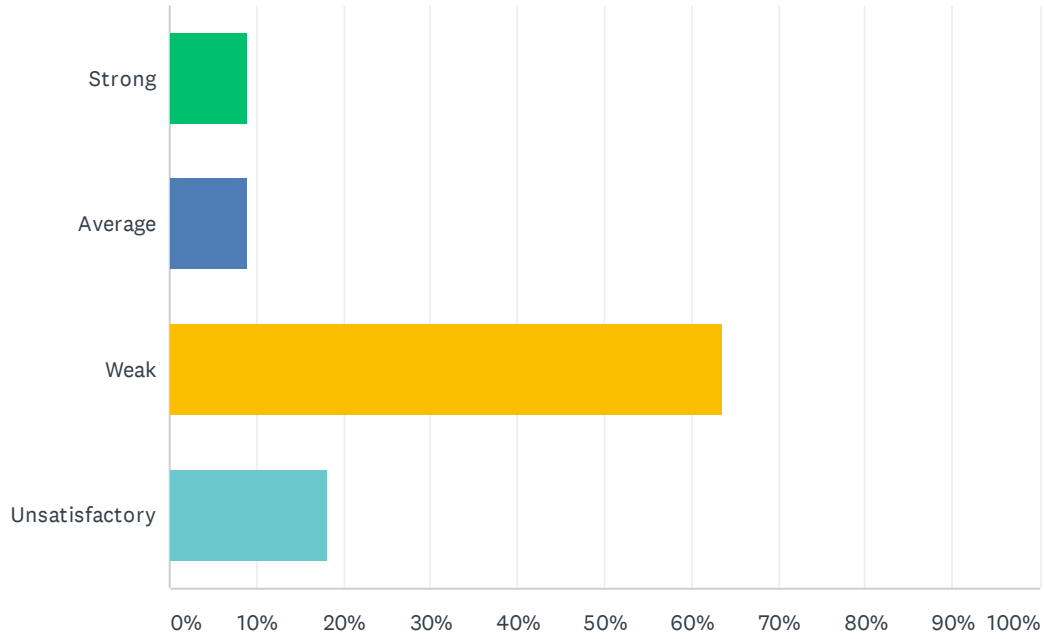
Answered: 11 Skipped: 1



ANSWER CHOICES	RESPONSES	
Strong	18.18%	2
Average	27.27%	3
Weak	36.36%	4
Unsatisfactory	18.18%	2
<b>TOTAL</b>		<b>11</b>

## Q16 Site meetings are productive and not excessive.

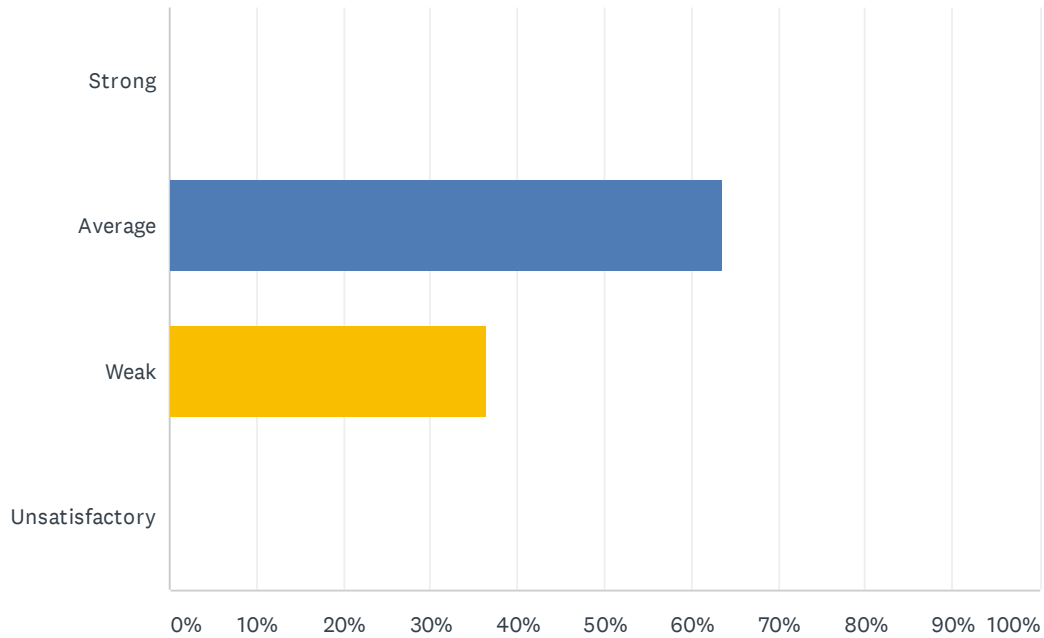
Answered: 11 Skipped: 1



ANSWER CHOICES	RESPONSES	
Strong	9.09%	1
Average	9.09%	1
Weak	63.64%	7
Unsatisfactory	18.18%	2
<b>TOTAL</b>		<b>11</b>

Q17 Bank days are used for PLC activities; Site administration uses two Bank Days a month and staff gets uninterrupted planning/preparation time twice a month during Bank Days.

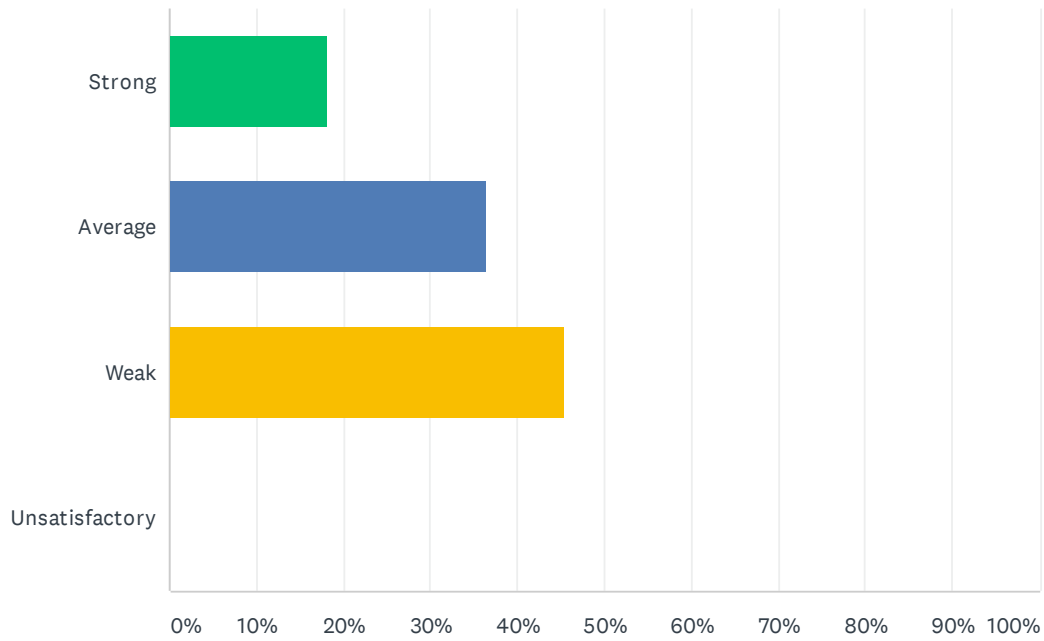
Answered: 11 Skipped: 1



ANSWER CHOICES	RESPONSES	
Strong	0.00%	0
Average	63.64%	7
Weak	36.36%	4
Unsatisfactory	0.00%	0
<b>TOTAL</b>		<b>11</b>

### Q18 My site receives daily consecutive uninterrupted planning/preparation time. (30 minutes / 40 minutes)

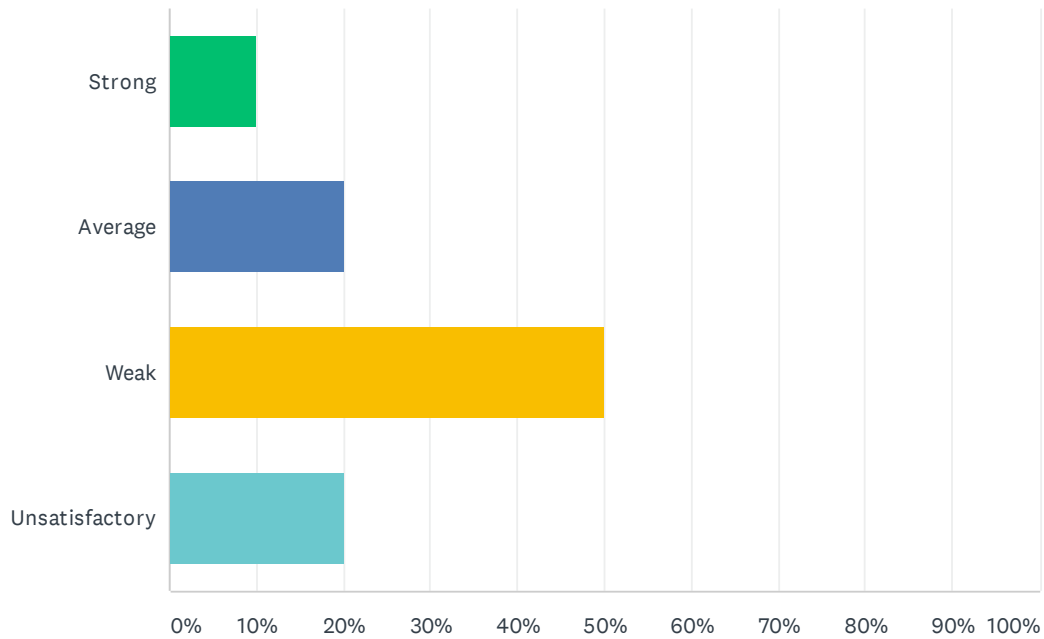
Answered: 11 Skipped: 1



ANSWER CHOICES	RESPONSES	
Strong	18.18%	2
Average	36.36%	4
Weak	45.45%	5
Unsatisfactory	0.00%	0
<b>TOTAL</b>		<b>11</b>

### Q19 Staff is given time to input district required data (ie. Benchmarks, Dibels, CFAs, Report Card, and etc).

Answered: 10 Skipped: 2

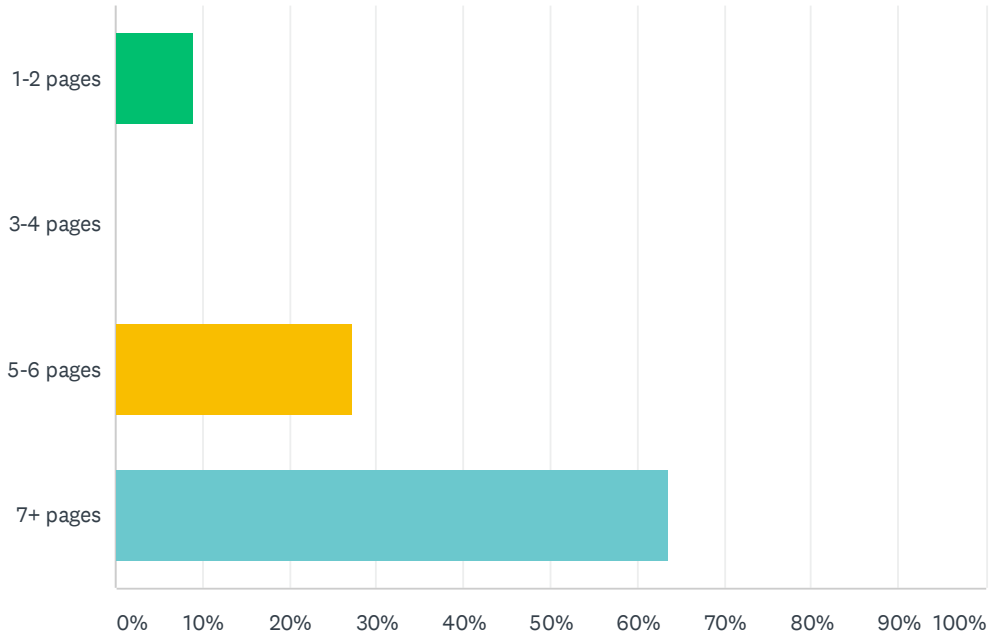


ANSWER CHOICES	RESPONSES
Strong	10.00% 1
Average	20.00% 2
Weak	50.00% 5
Unsatisfactory	20.00% 2
<b>TOTAL</b>	<b>10</b>



## Q20 Teachers are required to submit complete, but not excessively lengthy lesson plans.

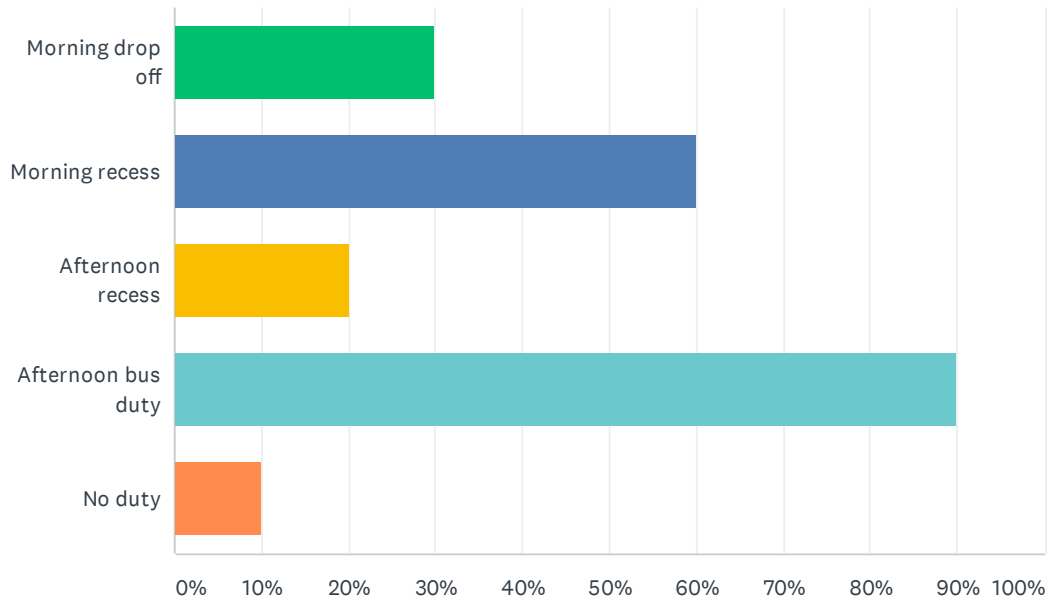
Answered: 11 Skipped: 1



ANSWER CHOICES	RESPONSES
1-2 pages	9.09% 1
3-4 pages	0.00% 0
5-6 pages	27.27% 3
7+ pages	63.64% 7
TOTAL	11

## Q21 Staff has recess and/or bus duty.

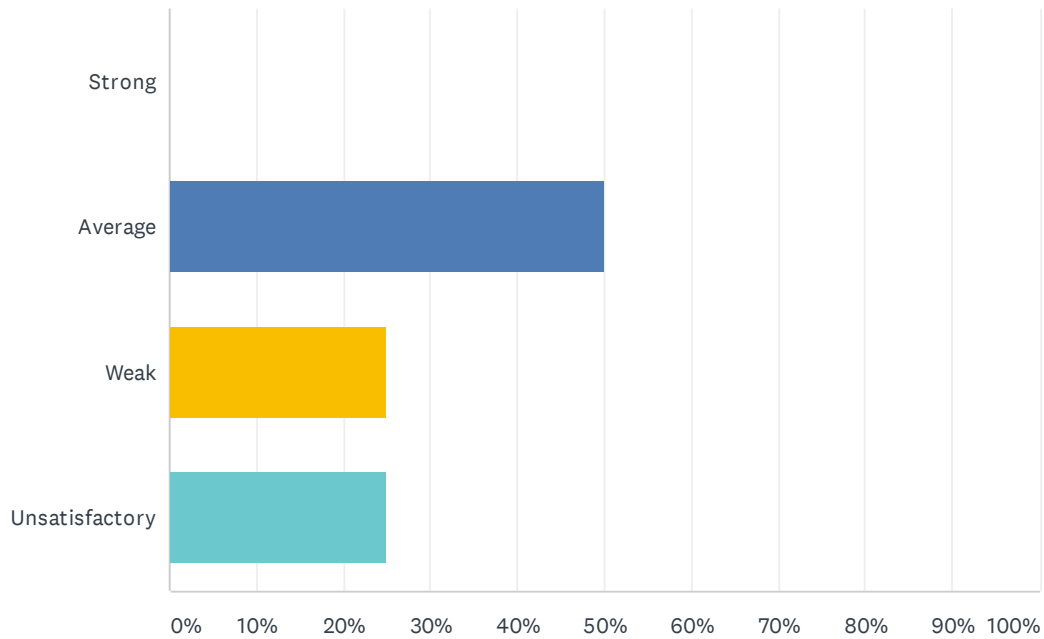
Answered: 10 Skipped: 2



ANSWER CHOICES	RESPONSES	
Morning drop off	30.00%	3
Morning recess	60.00%	6
Afternoon recess	20.00%	2
Afternoon bus duty	90.00%	9
No duty	10.00%	1
Total Respondents: 10		

## Q22 The Special Education Department is assisting you with your questions, problems, and concerns.

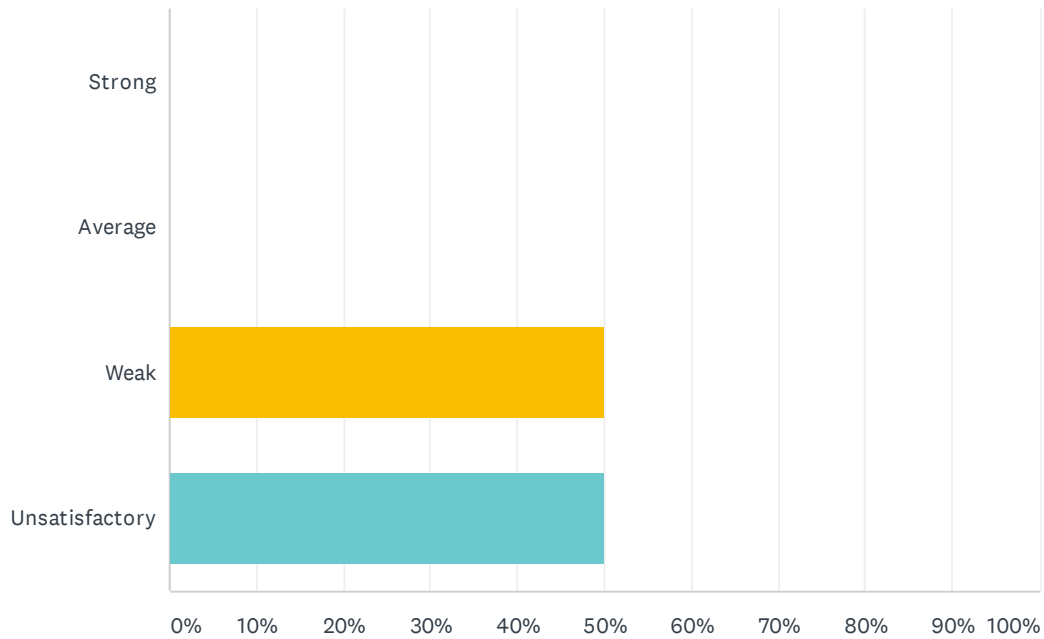
Answered: 4 Skipped: 8



ANSWER CHOICES	RESPONSES
Strong	0.00% 0
Average	50.00% 2
Weak	25.00% 1
Unsatisfactory	25.00% 1
<b>TOTAL</b>	<b>4</b>

## Q23 Special Education class size is balanced within each program to ensure student safety and individualized instruction.

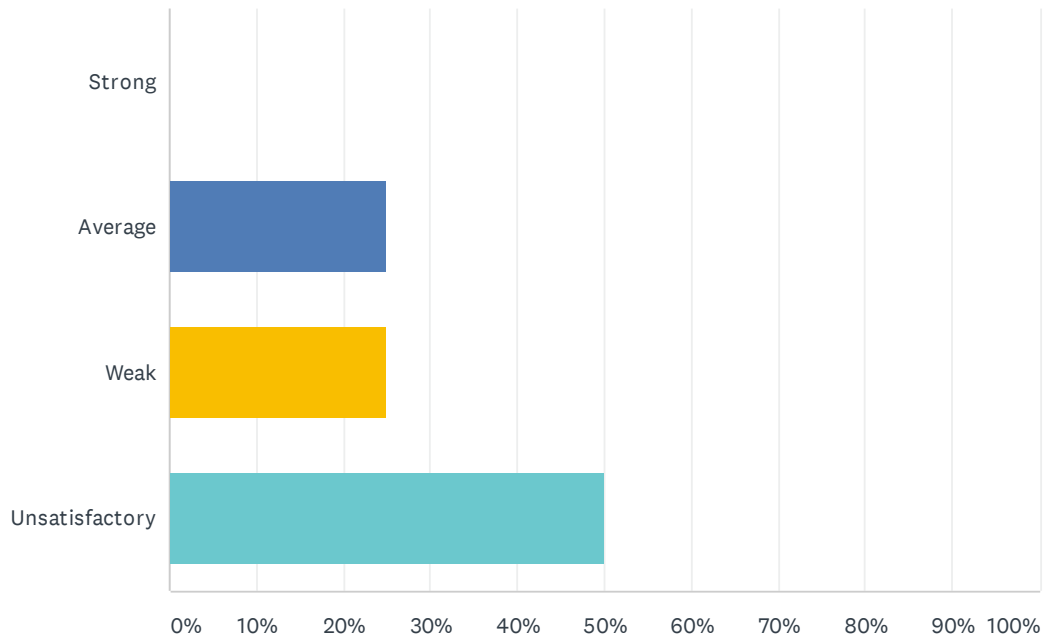
Answered: 4 Skipped: 8



ANSWER CHOICES	RESPONSES
Strong	0.00% 0
Average	0.00% 0
Weak	50.00% 2
Unsatisfactory	50.00% 2
<b>TOTAL</b>	<b>4</b>

## Q24 Special education teachers have opportunities to participate in school-based, content area staff development.

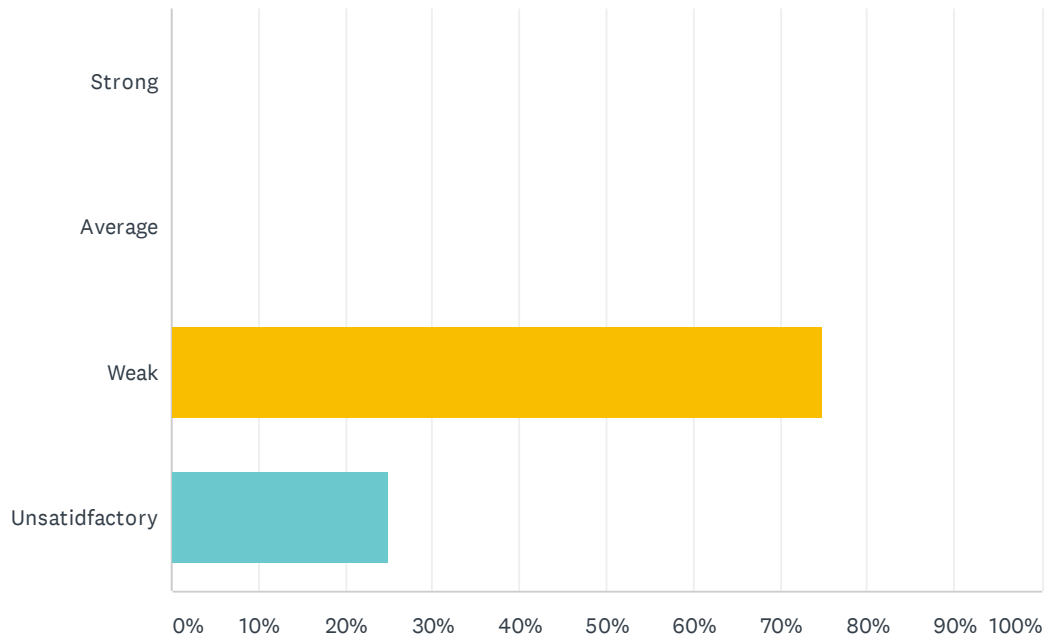
Answered: 4 Skipped: 8



ANSWER CHOICES	RESPONSES
Strong	0.00% 0
Average	25.00% 1
Weak	25.00% 1
Unsatisfactory	50.00% 2
<b>TOTAL</b>	<b>4</b>

## Q25 Special education teachers have needed access to ALL instructional resources provided to the general education teachers.

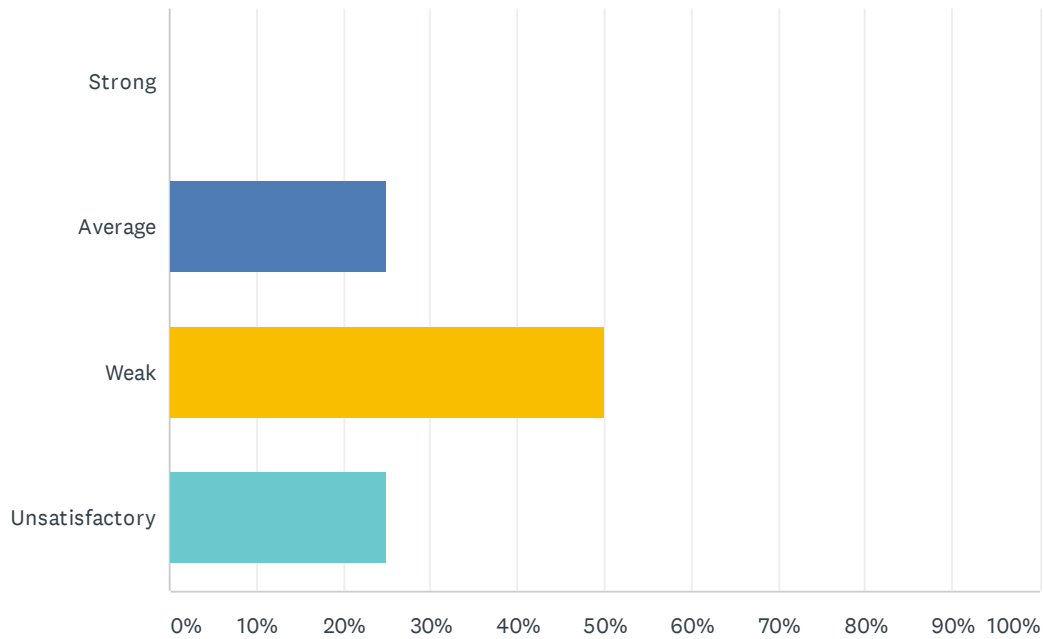
Answered: 4 Skipped: 8



ANSWER CHOICES	RESPONSES
Strong	0.00% 0
Average	0.00% 0
Weak	75.00% 3
Unsatisfactory	25.00% 1
<b>TOTAL</b>	<b>4</b>

## Q26 Special education teachers are adequately trained in the administration of state assessments and District IEP's.

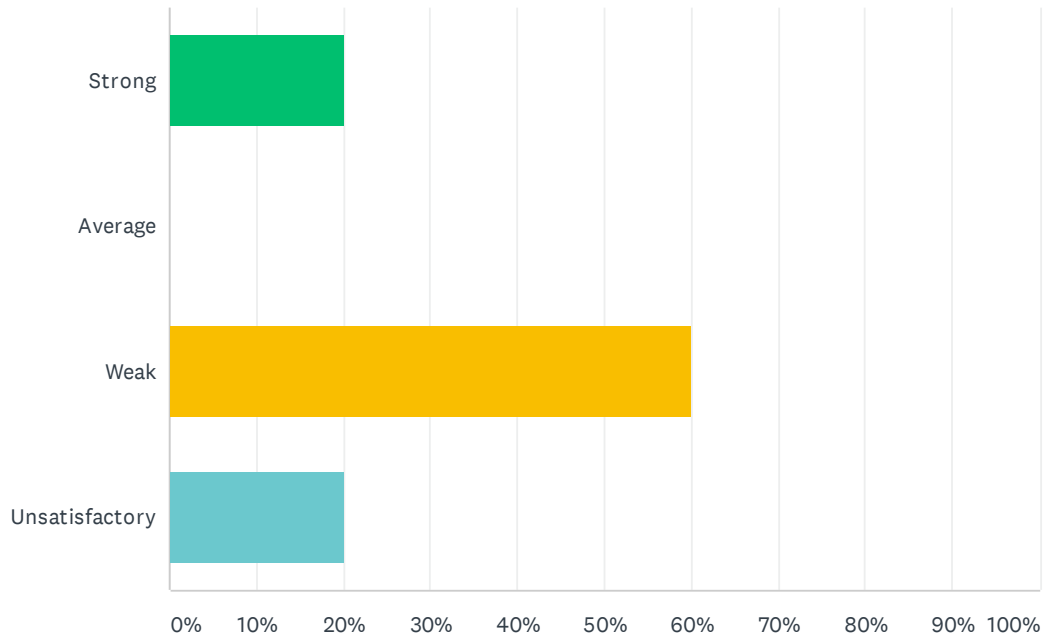
Answered: 4 Skipped: 8



ANSWER CHOICES	RESPONSES	
Strong	0.00%	0
Average	25.00%	1
Weak	50.00%	2
Unsatisfactory	25.00%	1
<b>TOTAL</b>		<b>4</b>

## Q27 The site principal is accessible to discuss special education issues.

Answered: 5 Skipped: 7

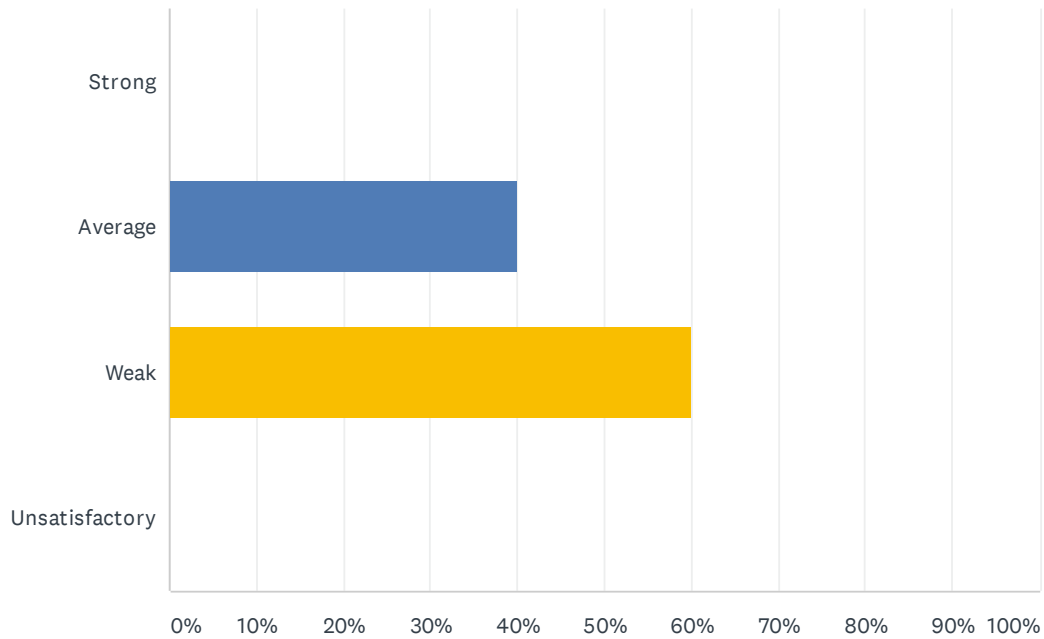


ANSWER CHOICES	RESPONSES	
Strong	20.00%	1
Average	0.00%	0
Weak	60.00%	3
Unsatisfactory	20.00%	1
<b>TOTAL</b>		<b>5</b>



## Q28 The site principal promotes equal opportunities for all students to learn.

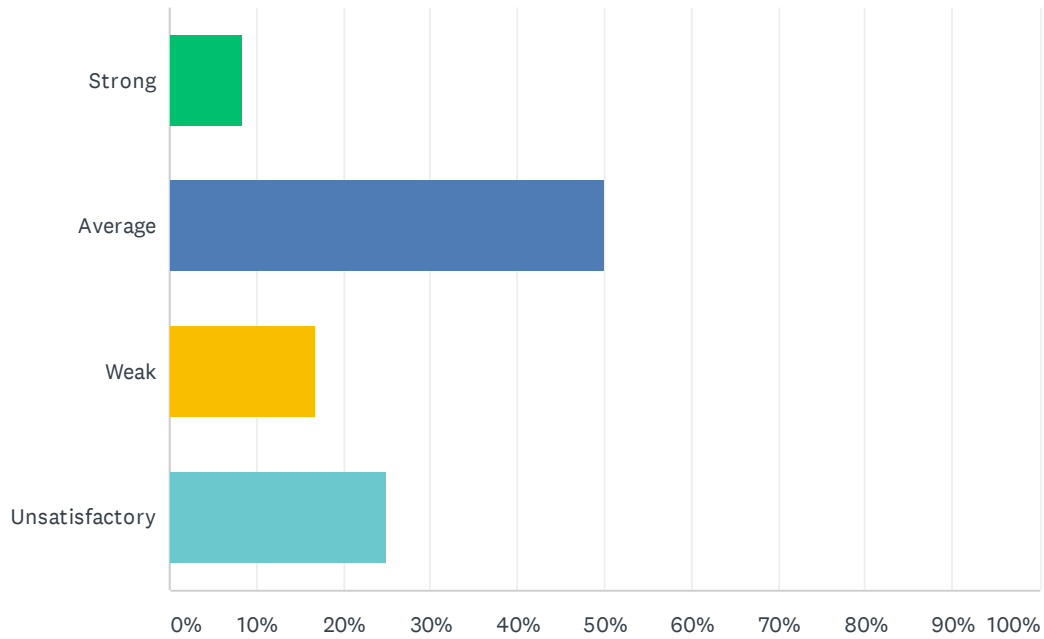
Answered: 5 Skipped: 7



ANSWER CHOICES	RESPONSES	
Strong	0.00%	0
Average	40.00%	2
Weak	60.00%	3
Unsatisfactory	0.00%	0
<b>TOTAL</b>		<b>5</b>

## Q29 PBIS is used effectively and is improving behavior.

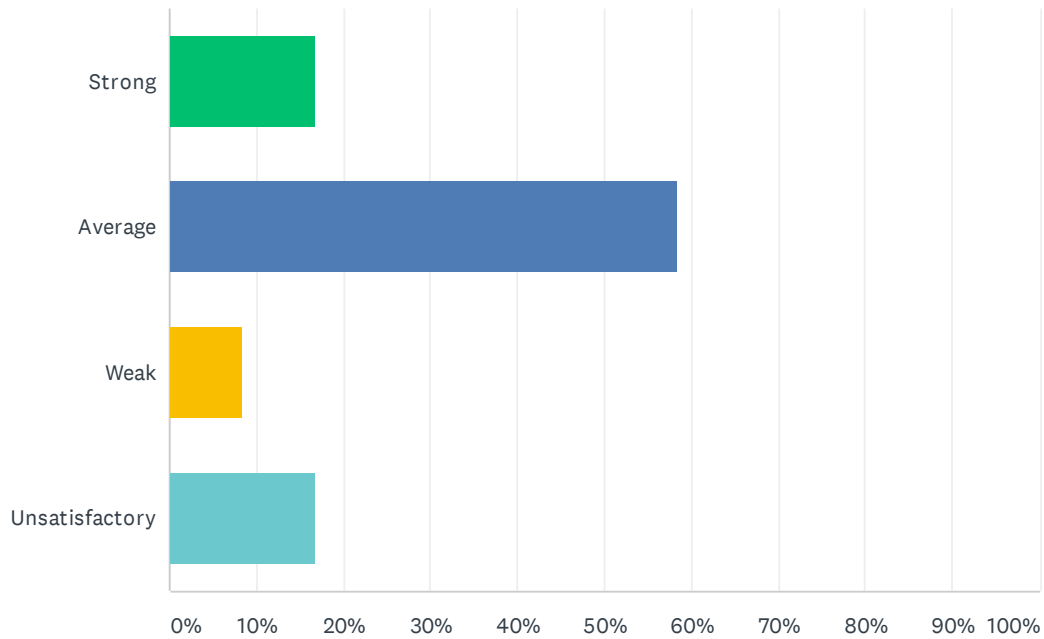
Answered: 12 Skipped: 0



ANSWER CHOICES	RESPONSES	
Strong	8.33%	1
Average	50.00%	6
Weak	16.67%	2
Unsatisfactory	25.00%	3
<b>TOTAL</b>		<b>12</b>

### Q30 PBIS and Behavior Intervention Specialists are creating a safer environment at my site.

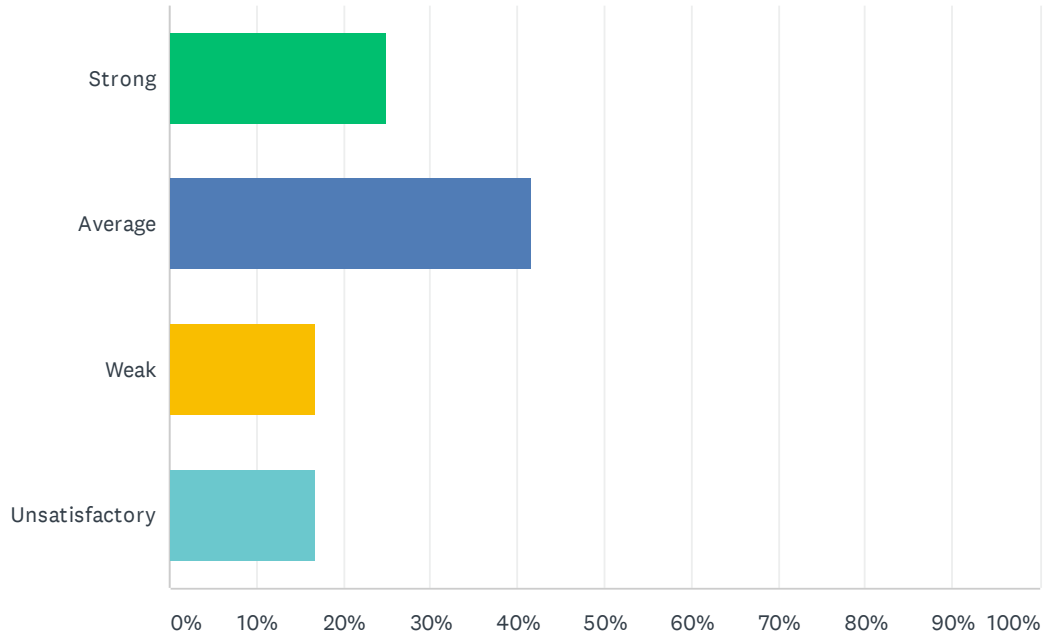
Answered: 12 Skipped: 0



ANSWER CHOICES	RESPONSES	
Strong	16.67%	2
Average	58.33%	7
Weak	8.33%	1
Unsatisfactory	16.67%	2
<b>TOTAL</b>		<b>12</b>

### Q31 Staff and students feel safe at my site.

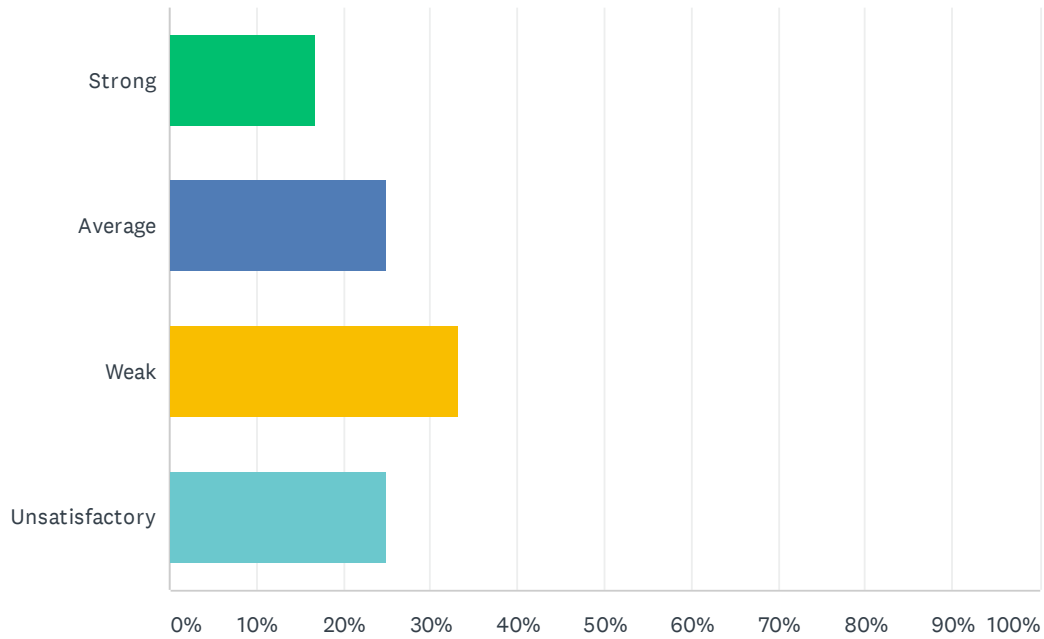
Answered: 12 Skipped: 0



ANSWER CHOICES	RESPONSES	
Strong	25.00%	3
Average	41.67%	5
Weak	16.67%	2
Unsatisfactory	16.67%	2
<b>TOTAL</b>		<b>12</b>

### Q32 Discipline is improving at my site and not interfering with learning.

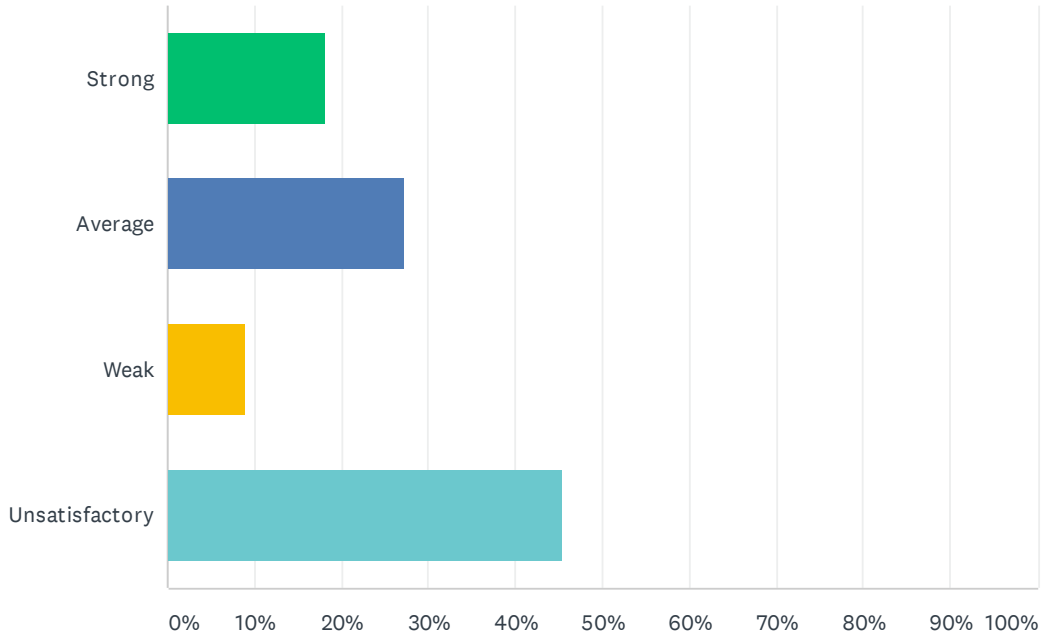
Answered: 12 Skipped: 0



ANSWER CHOICES	RESPONSES	
Strong	16.67%	2
Average	25.00%	3
Weak	33.33%	4
Unsatisfactory	25.00%	3
<b>TOTAL</b>		<b>12</b>

### Q33 Positive referrals are an effective tool in improving discipline.

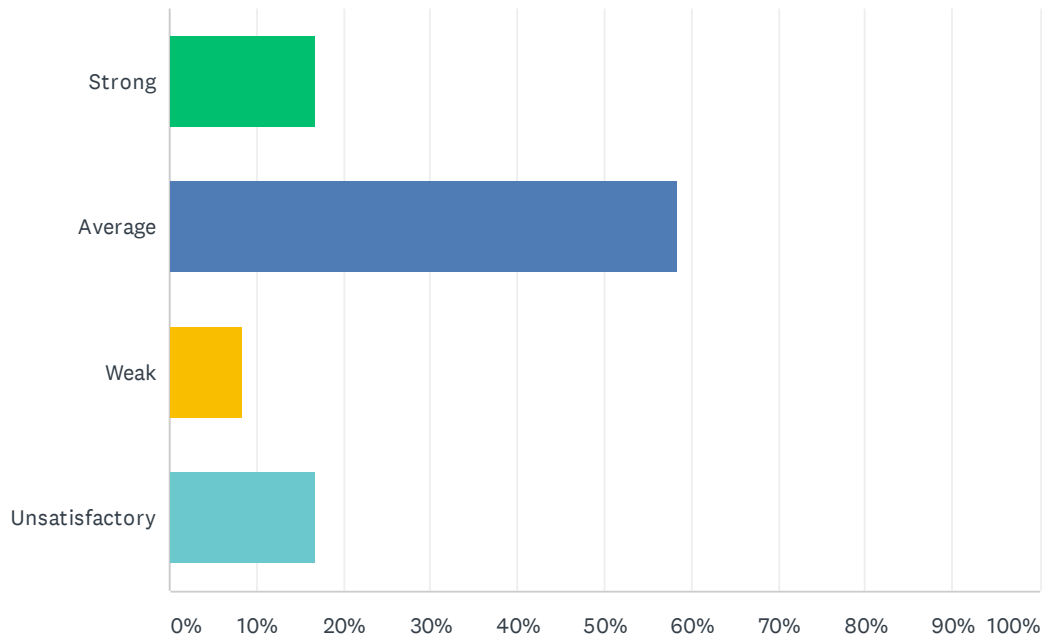
Answered: 11 Skipped: 1



ANSWER CHOICES	RESPONSES	
Strong	18.18%	2
Average	27.27%	3
Weak	9.09%	1
Unsatisfactory	45.45%	5
<b>TOTAL</b>		<b>11</b>

### Q34 When ODR's (office disciplinary referral) are written the teacher's word is valued and trusted.

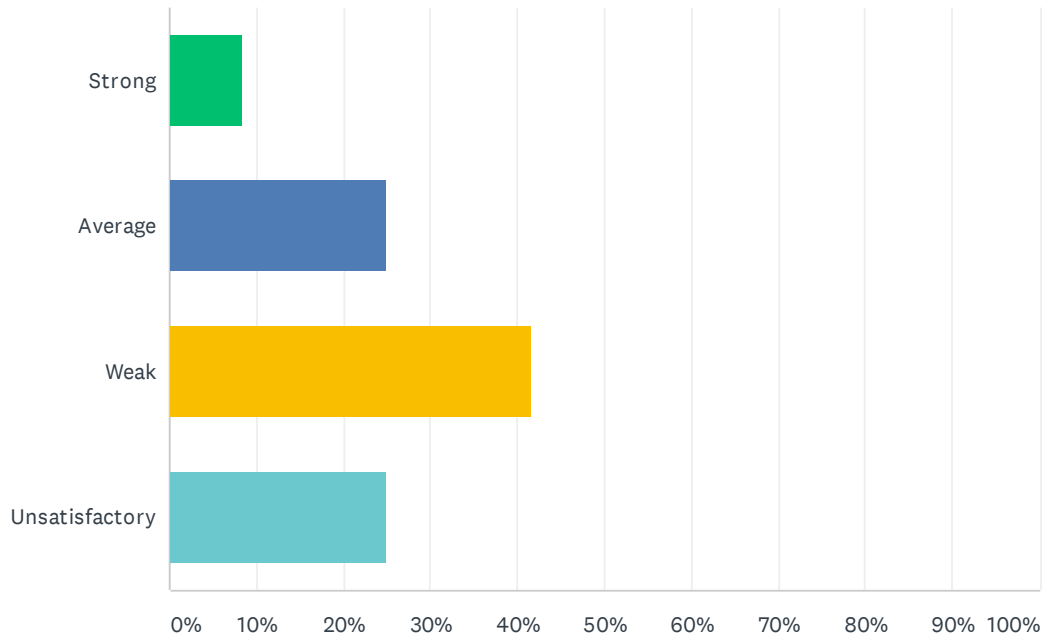
Answered: 12 Skipped: 0



ANSWER CHOICES	RESPONSES	
Strong	16.67%	2
Average	58.33%	7
Weak	8.33%	1
Unsatisfactory	16.67%	2
TOTAL		12

### Q35 My site has a positive atmosphere.

Answered: 12 Skipped: 0

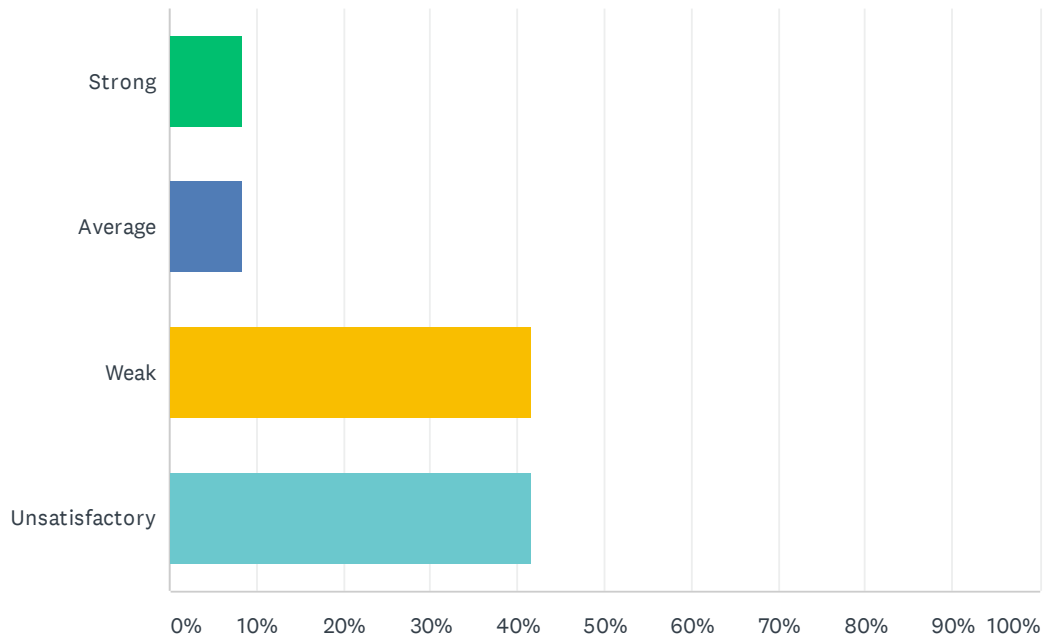


ANSWER CHOICES	RESPONSES	
Strong	8.33%	1
Average	25.00%	3
Weak	41.67%	5
Unsatisfactory	25.00%	3
<b>TOTAL</b>		<b>12</b>



### Q36 I would recommend my site to other employees and prospective teachers.

Answered: 12 Skipped: 0



ANSWER CHOICES	RESPONSES	
Strong	8.33%	1
Average	8.33%	1
Weak	41.67%	5
Unsatisfactory	41.67%	5
<b>TOTAL</b>		<b>12</b>

# Q1 School Site (If you work at multiple sites choose your home site OR complete a survey for each site at which you spend significant time.)

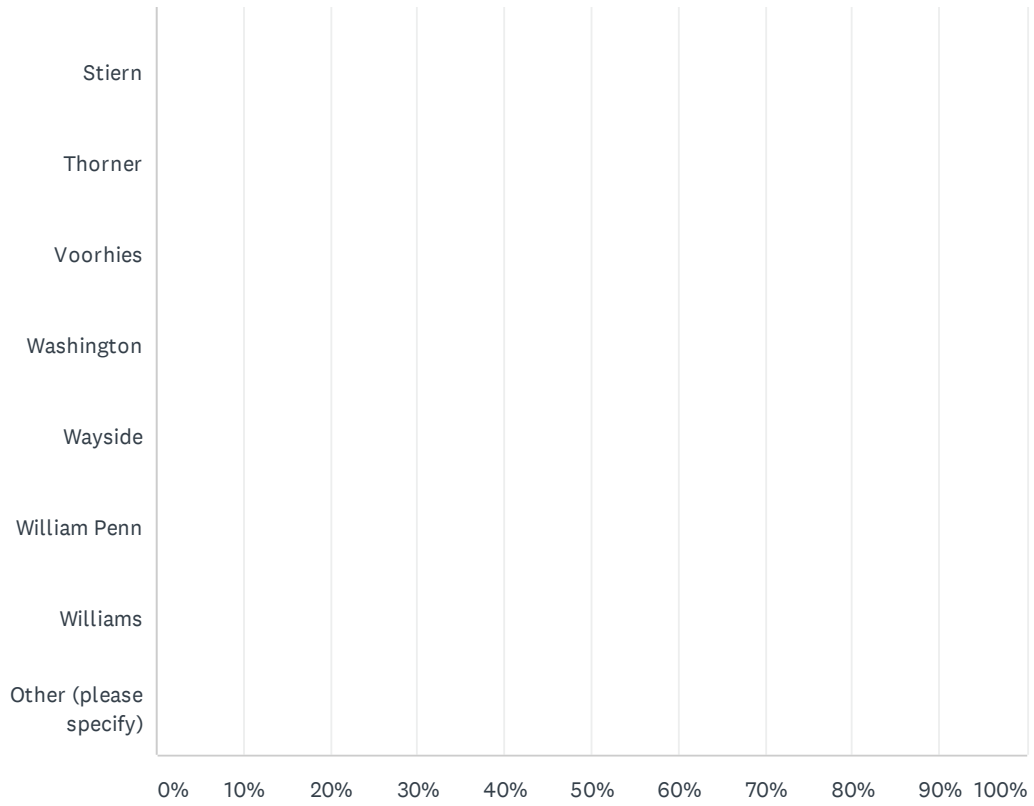
Answered: 14 Skipped: 0

Casa Loma										
Cato										
Chavez										
Chipman										
College Hts										
Compton										
Curran										
Downtown										
Ed Center										
Eissler										
Emerson										
Evergreen										
Fletcher										
Frank West										
Franklin										
Fremont										
Garza										
Harding										

2019-2020 BETA Administration/Site Climate Survey



# 2019-2020 BETA Administration/Site Climate Survey



2019-2020 BETA Administration/Site Climate Survey

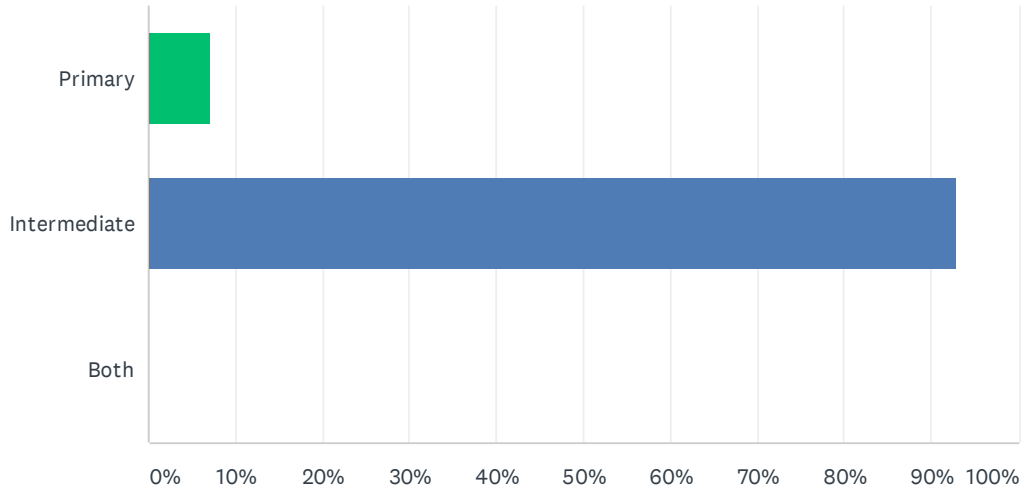
ANSWER CHOICES	RESPONSES
Casa Loma	0.00% 0
Cato	0.00% 0
Chavez	0.00% 0
Chipman	0.00% 0
College Hts	0.00% 0
Compton	0.00% 0
Curran	0.00% 0
Downtown	0.00% 0
Ed Center	0.00% 0
Eissler	0.00% 0
Emerson	0.00% 0
Evergreen	0.00% 0
Fletcher	0.00% 0
Frank West	0.00% 0
Franklin	0.00% 0
Fremont	0.00% 0
Garza	0.00% 0
Harding	0.00% 0
Harris	0.00% 0
Horace Mann	0.00% 0
Hort	0.00% 0
Jefferson	0.00% 0
Longfellow	0.00% 0
McKinley	0.00% 0
Mt.Vernon	0.00% 0
Munsey	0.00% 0
Nichols	0.00% 0
Noble	0.00% 0
Nurses	0.00% 0
Owens Intermediate	0.00% 0
Owens Primary	0.00% 0
Pauly	0.00% 0

2019-2020 BETA Administration/Site Climate Survey

Pioneer	0.00%	0
Rafer Johnson	0.00%	0
Roosevelt	0.00%	0
Sequoia	100.00%	14
Sierra	0.00%	0
Special Ed Office	0.00%	0
Stella Hills	0.00%	0
Stiern	0.00%	0
Thorner	0.00%	0
Voorhies	0.00%	0
Washington	0.00%	0
Wayside	0.00%	0
William Penn	0.00%	0
Williams	0.00%	0
Other (please specify)	0.00%	0
Total Respondents: 14		

## Q2 Instructional Grade Level or Support Services

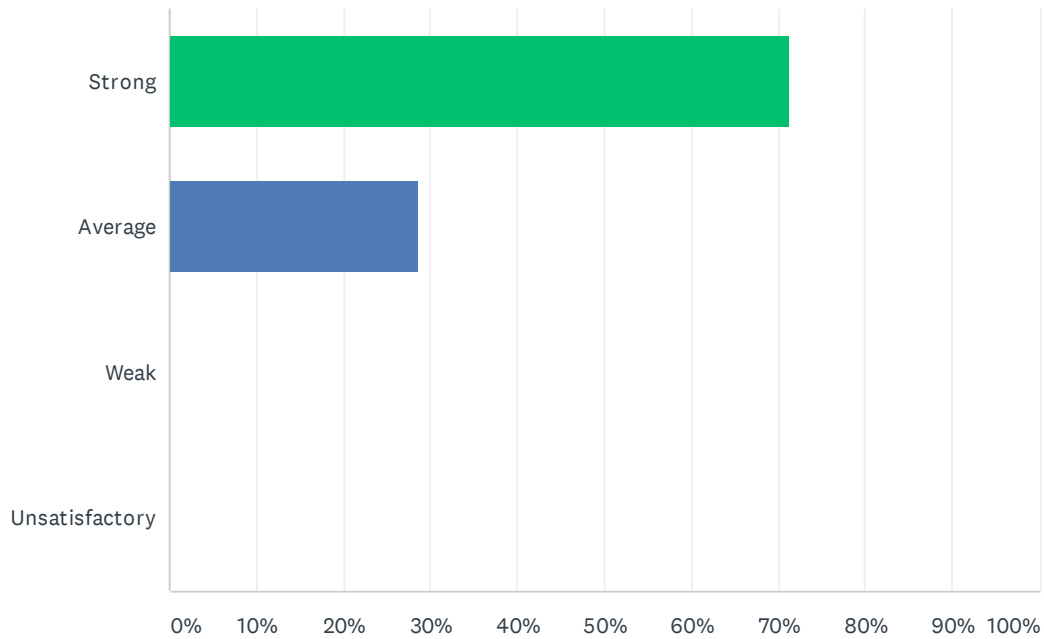
Answered: 14 Skipped: 0



ANSWER CHOICES	RESPONSES
Primary	7.14% 1
Intermediate	92.86% 13
Both	0.00% 0
<b>TOTAL</b>	<b>14</b>

### Q3 Site administration is sensitive to the needs of students, staff, and community.

Answered: 14 Skipped: 0

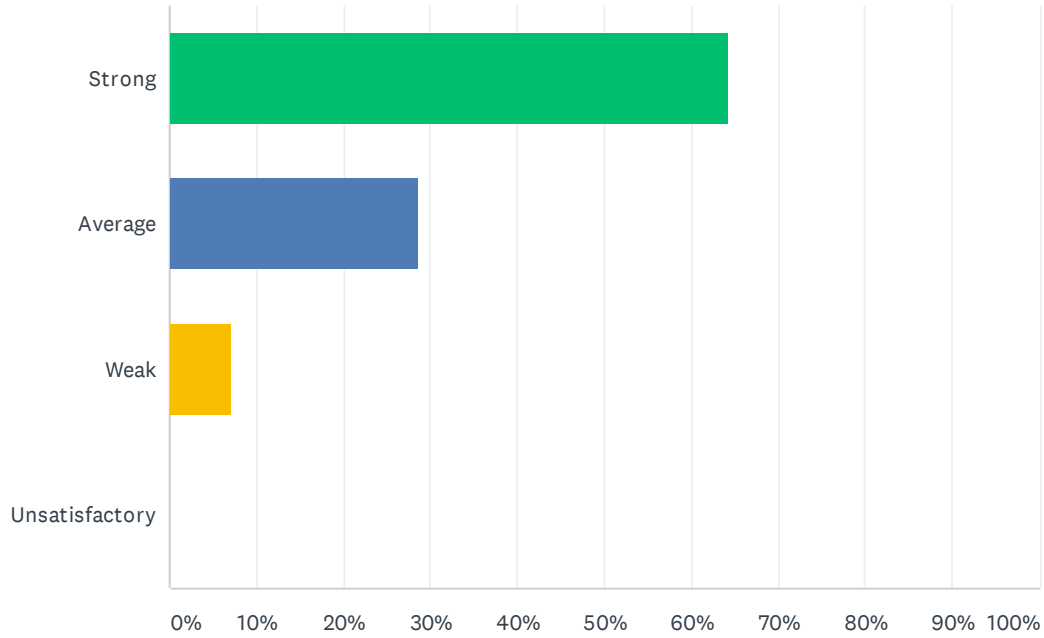


ANSWER CHOICES	RESPONSES	
Strong	71.43%	10
Average	28.57%	4
Weak	0.00%	0
Unsatisfactory	0.00%	0
<b>TOTAL</b>		<b>14</b>



## Q4 Site administration treats staff with respect; you feel like a valued member of a team

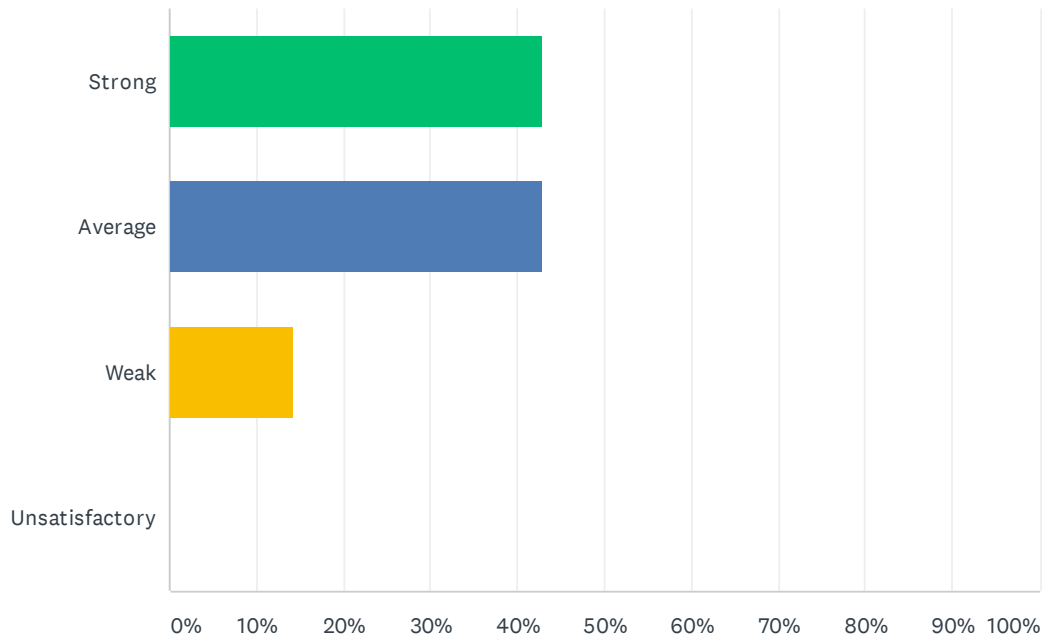
Answered: 14 Skipped: 0



ANSWER CHOICES	RESPONSES	
Strong	64.29%	9
Average	28.57%	4
Weak	7.14%	1
Unsatisfactory	0.00%	0
<b>TOTAL</b>		<b>14</b>

### Q5 Site administration conducts classroom visits (walk-through) in least the disruptive manner and leaves timely feedback (within 24 hours).

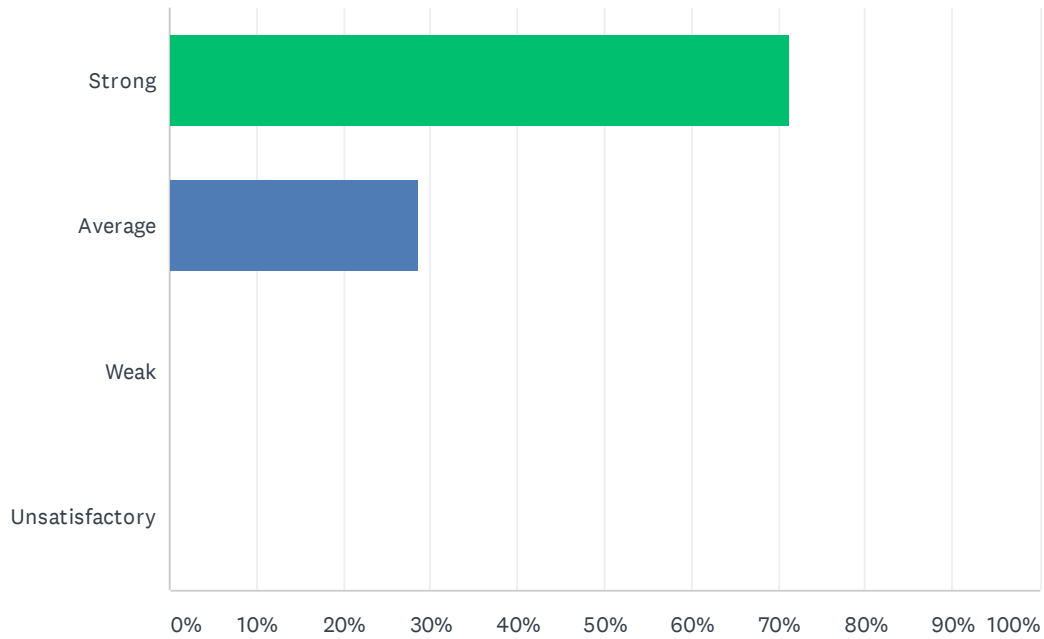
Answered: 14 Skipped: 0



ANSWER CHOICES	RESPONSES	
Strong	42.86%	6
Average	42.86%	6
Weak	14.29%	2
Unsatisfactory	0.00%	0
<b>TOTAL</b>		<b>14</b>

## Q6 Site administration follows the contract and respects personal rights.

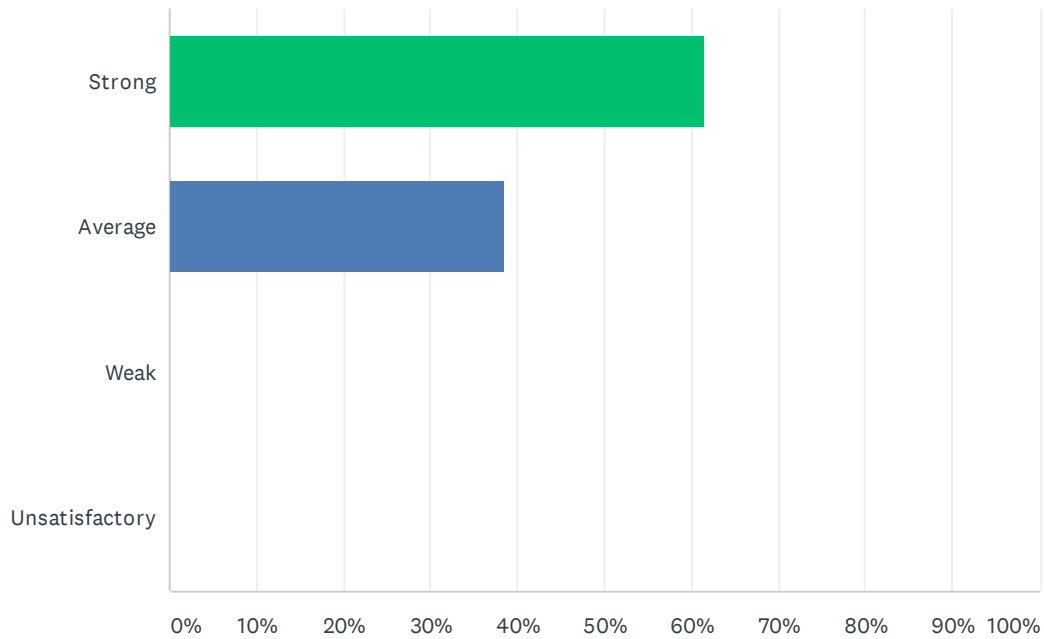
Answered: 14 Skipped: 0



ANSWER CHOICES	RESPONSES	
Strong	71.43%	10
Average	28.57%	4
Weak	0.00%	0
Unsatisfactory	0.00%	0
<b>TOTAL</b>		<b>14</b>

### Q7 Administration utilizes staff according to their job description (ie. Coaches, APL's, Specialists & Staff).

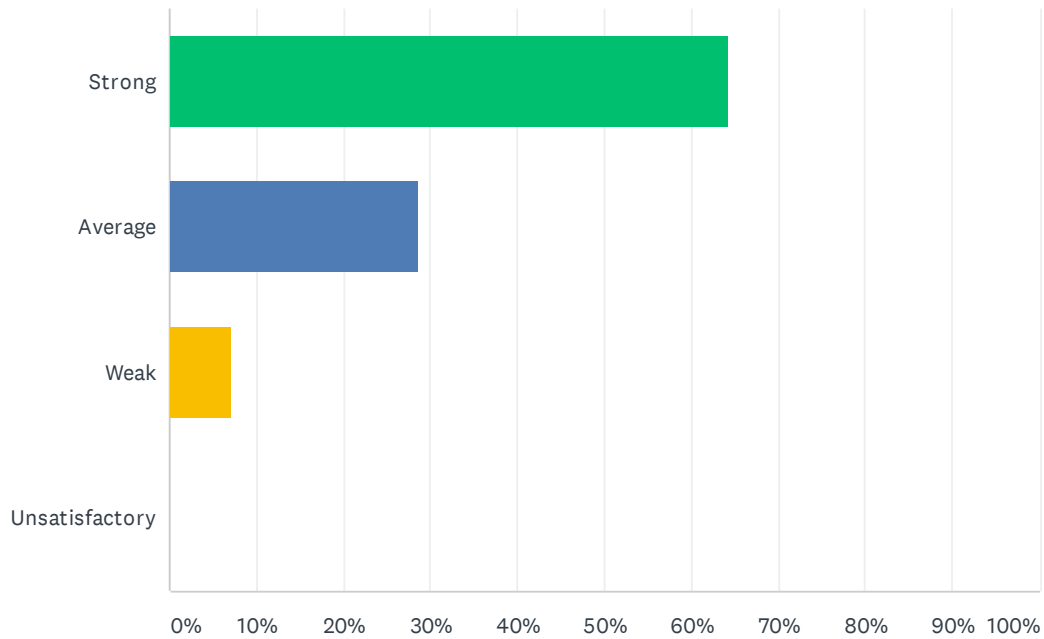
Answered: 13 Skipped: 1



ANSWER CHOICES	RESPONSES	
Strong	61.54%	8
Average	38.46%	5
Weak	0.00%	0
Unsatisfactory	0.00%	0
<b>TOTAL</b>		<b>13</b>

## Q8 Administration maintains open communication with staff, parents, and students.

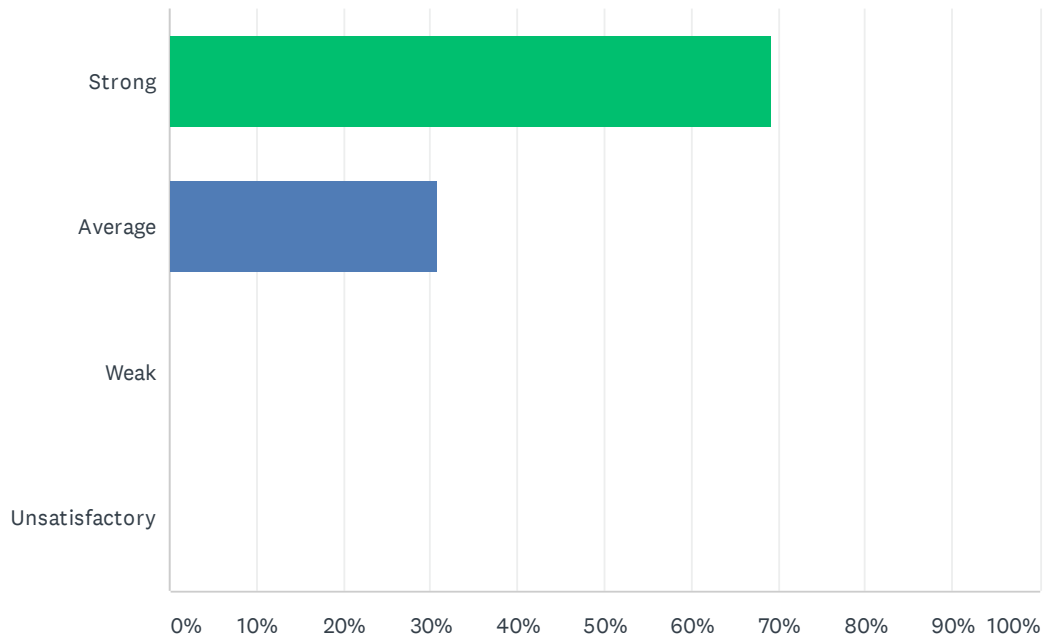
Answered: 14 Skipped: 0



ANSWER CHOICES	RESPONSES	
Strong	64.29%	9
Average	28.57%	4
Weak	7.14%	1
Unsatisfactory	0.00%	0
<b>TOTAL</b>		<b>14</b>

## Q9 Administration supports staff against attacks and criticism from parents.

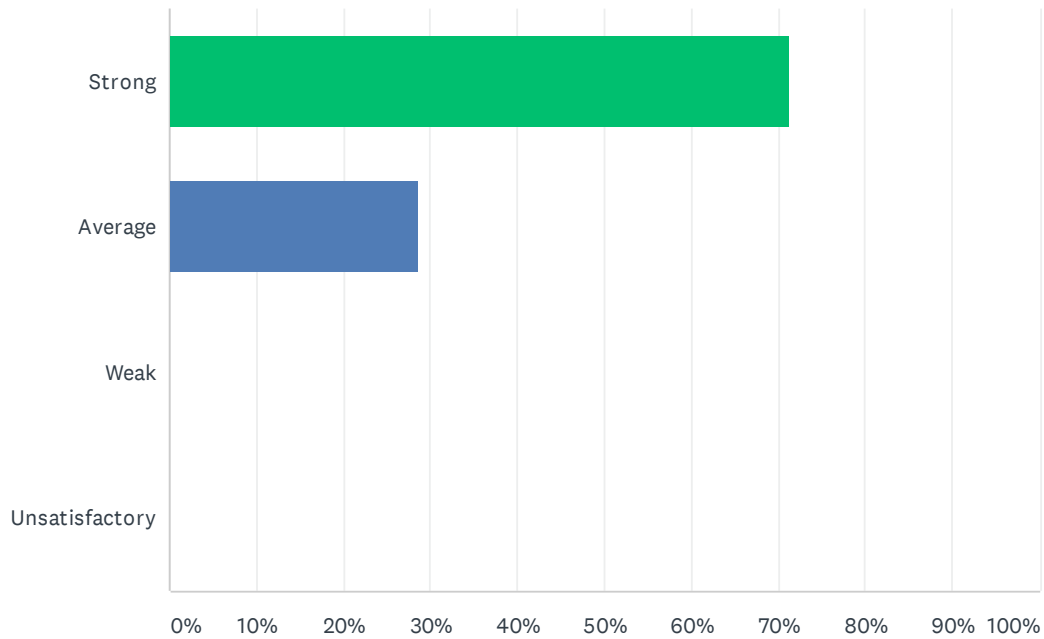
Answered: 13 Skipped: 1



ANSWER CHOICES	RESPONSES	
Strong	69.23%	9
Average	30.77%	4
Weak	0.00%	0
Unsatisfactory	0.00%	0
<b>TOTAL</b>		<b>13</b>

### Q10 Site administration treats all teachers equally; there is no preferential treatment.

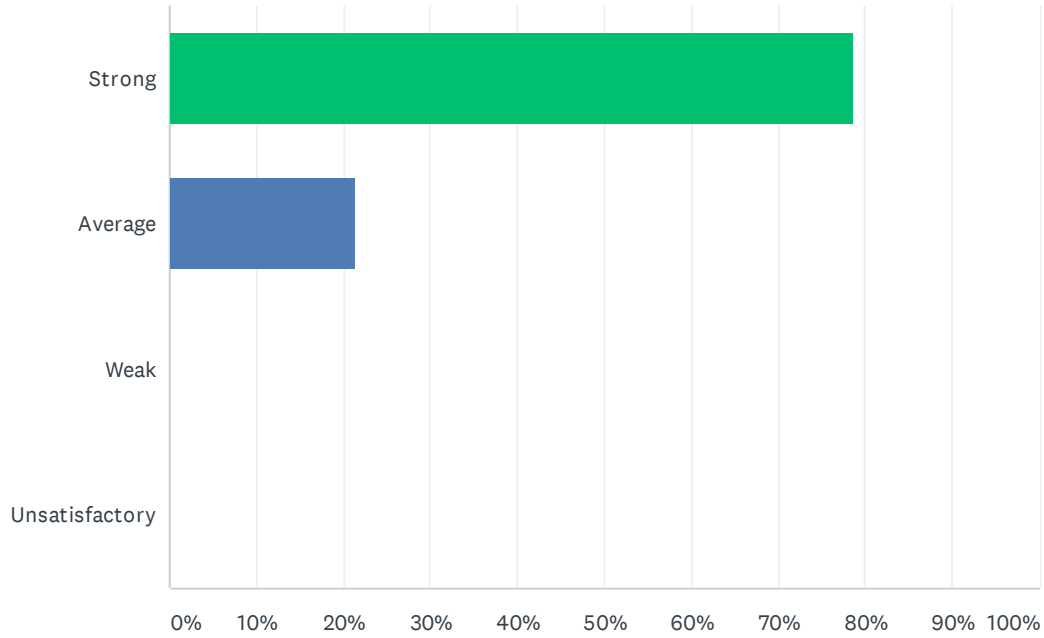
Answered: 14 Skipped: 0



ANSWER CHOICES	RESPONSES	
Strong	71.43%	10
Average	28.57%	4
Weak	0.00%	0
Unsatisfactory	0.00%	0
<b>TOTAL</b>		<b>14</b>

## Q11 Administration supports classroom discipline procedures and follows District discipline guidelines.

Answered: 14 Skipped: 0

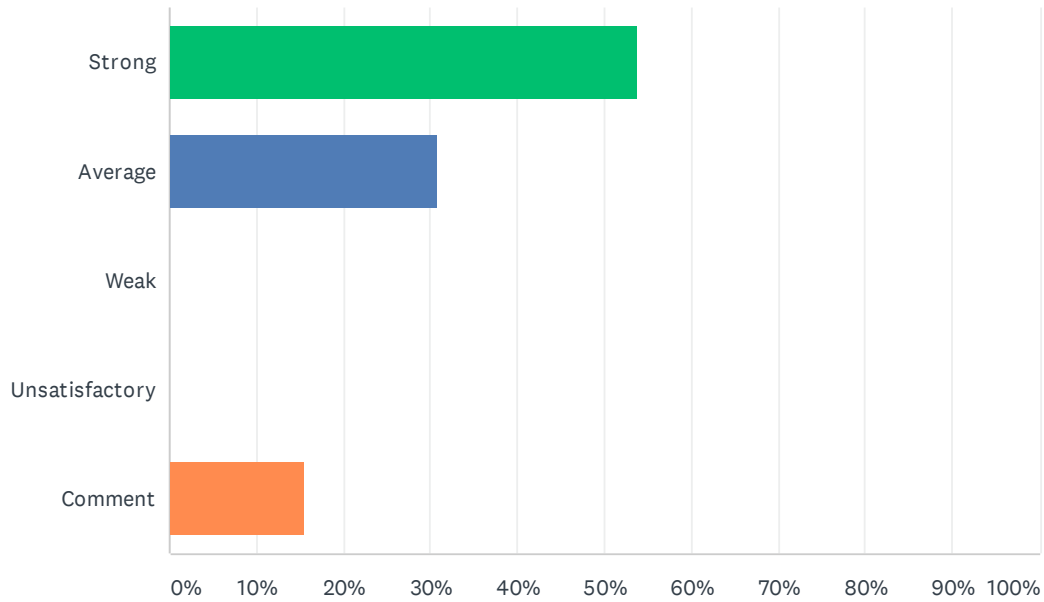


ANSWER CHOICES	RESPONSES	
Strong	78.57%	11
Average	21.43%	3
Weak	0.00%	0
Unsatisfactory	0.00%	0
<b>TOTAL</b>		<b>14</b>



### Q12 Administration processes ODR's (Office Disciplinary Referrals) within 48 hours and supports staff when discipline moves beyond classroom managed behaviors.

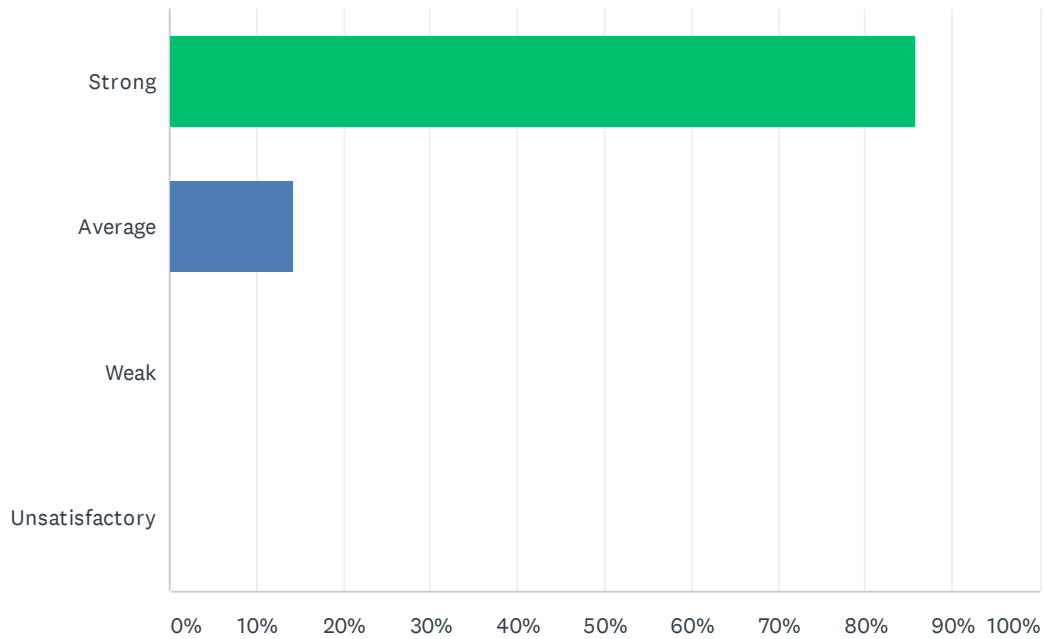
Answered: 13 Skipped: 1



ANSWER CHOICES	RESPONSES	
Strong	53.85%	7
Average	30.77%	4
Weak	0.00%	0
Unsatisfactory	0.00%	0
Comment	15.38%	2
<b>TOTAL</b>		<b>13</b>

### Q13 Administration treats teachers as professionals; the teacher's word is not disregarded in favor of the student's.

Answered: 14 Skipped: 0



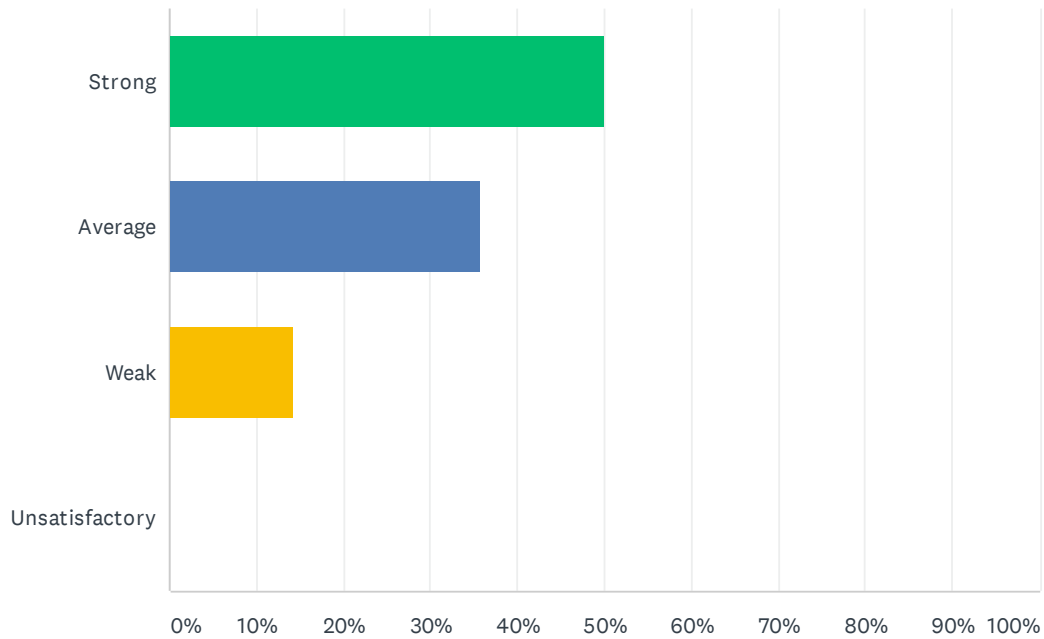
ANSWER CHOICES	RESPONSES	
Strong	85.71%	12
Average	14.29%	2
Weak	0.00%	0
Unsatisfactory	0.00%	0
<b>TOTAL</b>		<b>14</b>

**Q14 How do you feel that your administration positively/negatively impacts working conditions at your site?**

Answered: 8 Skipped: 6

## Q15 Site staff is involved in setting school policies and budgetary priorities.

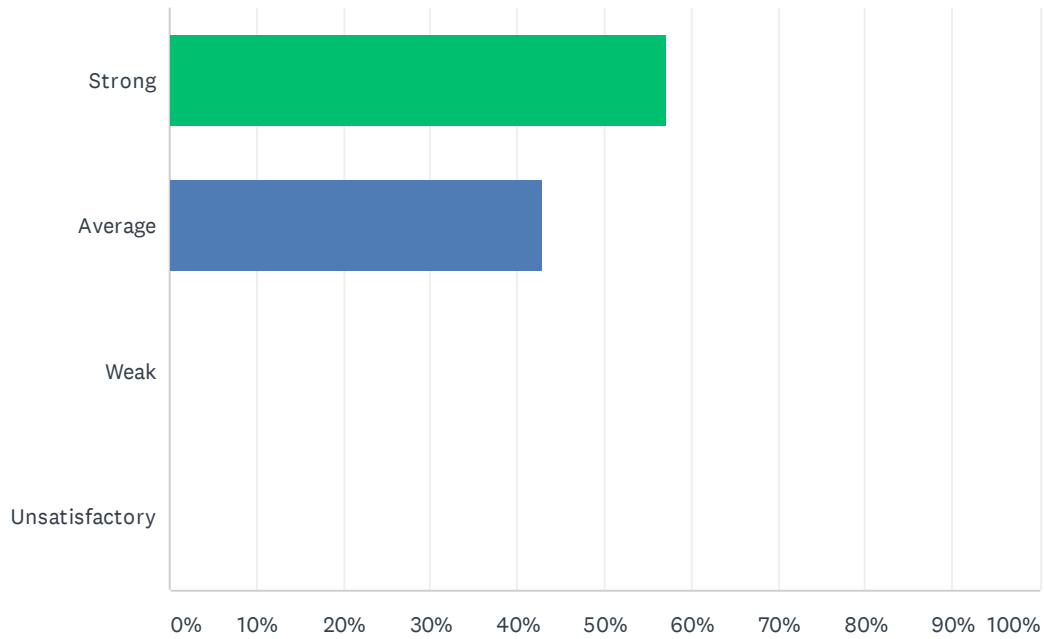
Answered: 14 Skipped: 0



ANSWER CHOICES	RESPONSES	
Strong	50.00%	7
Average	35.71%	5
Weak	14.29%	2
Unsatisfactory	0.00%	0
<b>TOTAL</b>		<b>14</b>

## Q16 Site meetings are productive and not excessive.

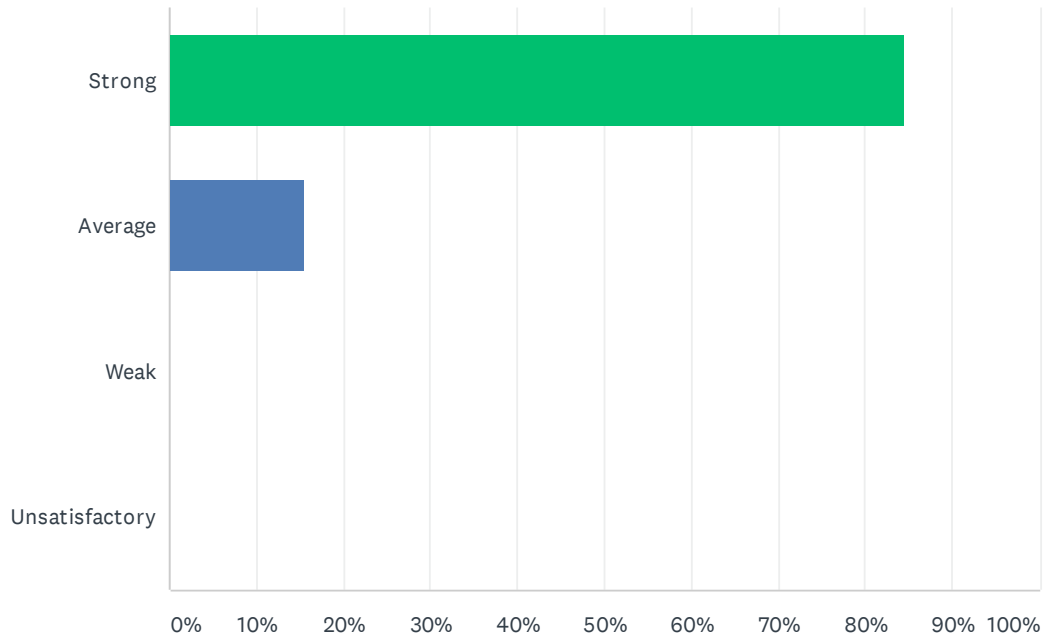
Answered: 14 Skipped: 0



ANSWER CHOICES	RESPONSES	
Strong	57.14%	8
Average	42.86%	6
Weak	0.00%	0
Unsatisfactory	0.00%	0
<b>TOTAL</b>		<b>14</b>

Q17 Bank days are used for PLC activities; Site administration uses two Bank Days a month and staff gets uninterrupted planning/preparation time twice a month during Bank Days.

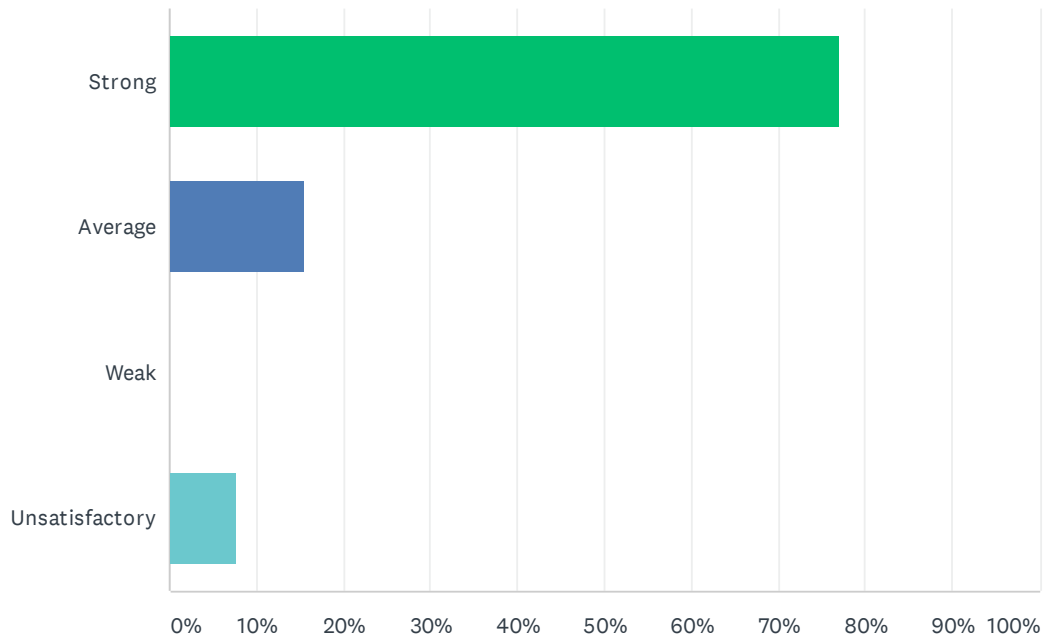
Answered: 13 Skipped: 1



ANSWER CHOICES	RESPONSES	
Strong	84.62%	11
Average	15.38%	2
Weak	0.00%	0
Unsatisfactory	0.00%	0
<b>TOTAL</b>		<b>13</b>

### Q18 My site receives daily consecutive uninterrupted planning/preparation time. (30 minutes / 40 minutes)

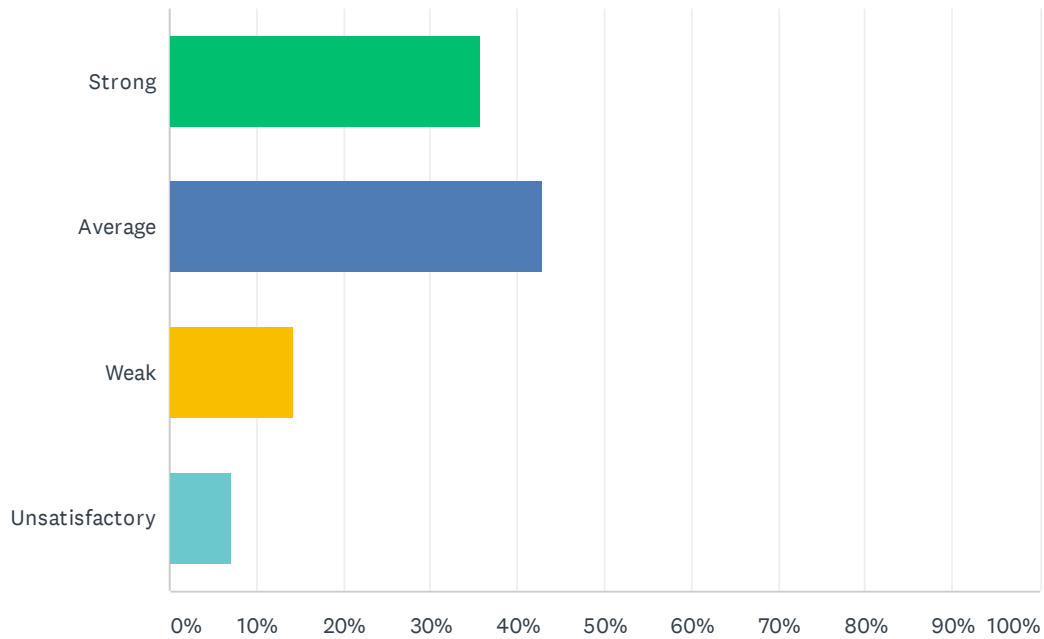
Answered: 13 Skipped: 1



ANSWER CHOICES	RESPONSES	
Strong	76.92%	10
Average	15.38%	2
Weak	0.00%	0
Unsatisfactory	7.69%	1
<b>TOTAL</b>		<b>13</b>

### Q19 Staff is given time to input district required data (ie. Benchmarks, Dibels, CFAs, Report Card, and etc).

Answered: 14 Skipped: 0

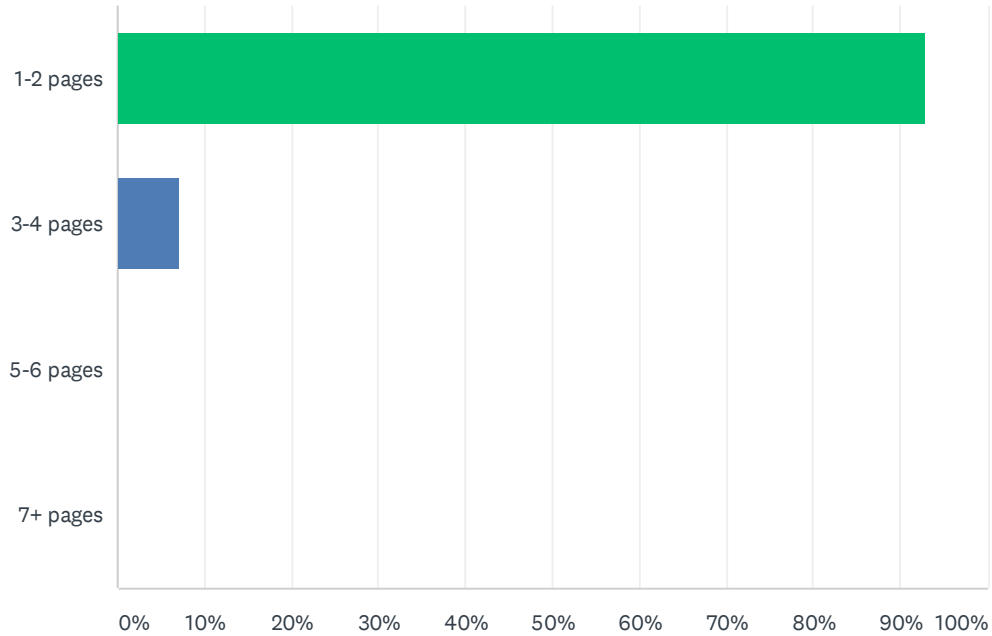


ANSWER CHOICES	RESPONSES	
Strong	35.71%	5
Average	42.86%	6
Weak	14.29%	2
Unsatisfactory	7.14%	1
<b>TOTAL</b>		<b>14</b>



## Q20 Teachers are required to submit complete, but not excessively lengthy lesson plans.

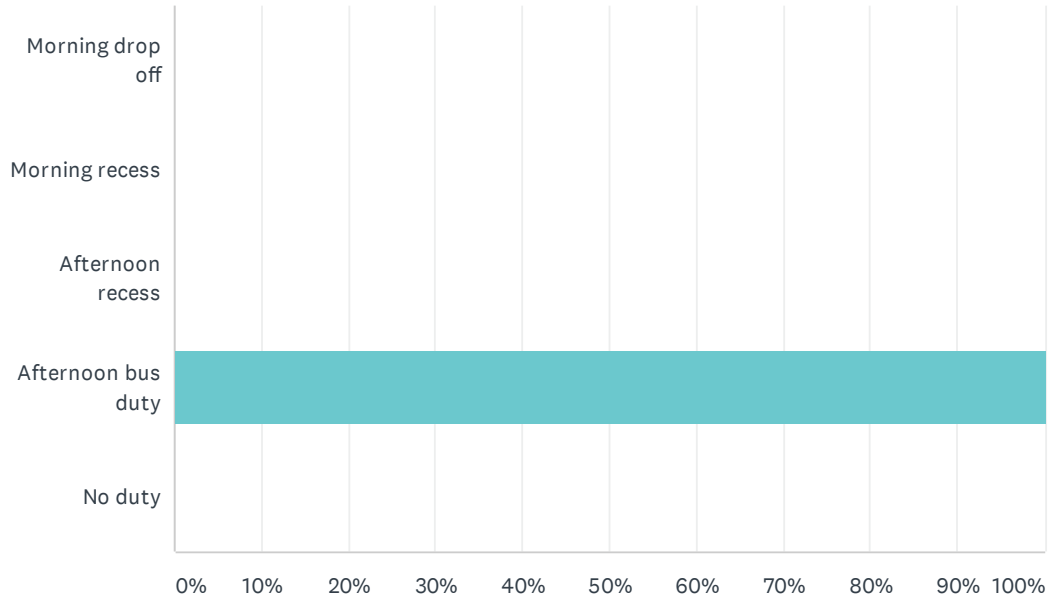
Answered: 14 Skipped: 0



ANSWER CHOICES	RESPONSES
1-2 pages	92.86% 13
3-4 pages	7.14% 1
5-6 pages	0.00% 0
7+ pages	0.00% 0
TOTAL	14

## Q21 Staff has recess and/or bus duty.

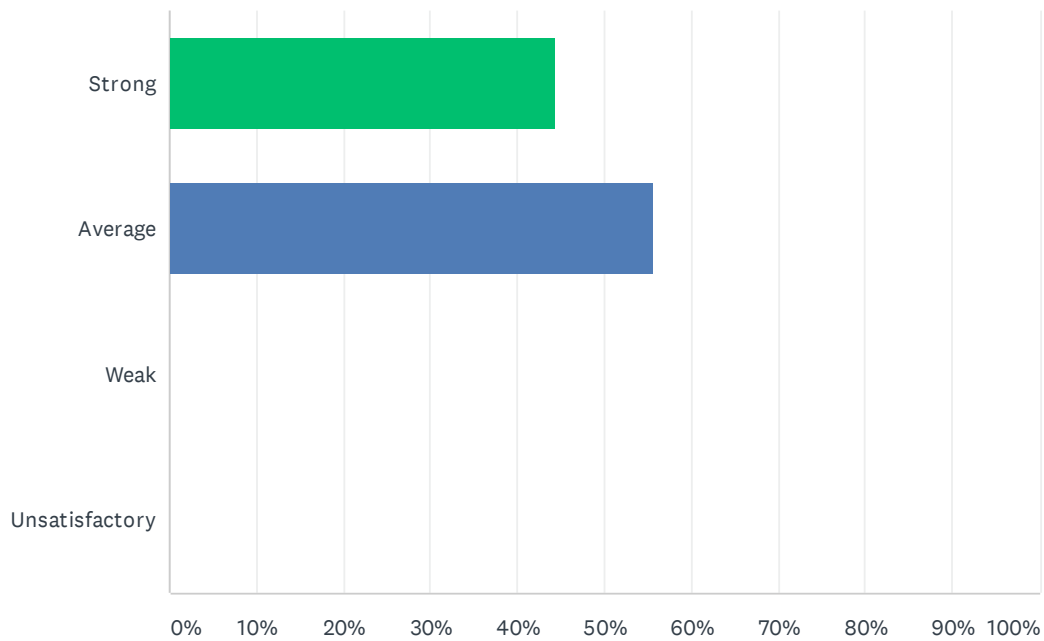
Answered: 13 Skipped: 1



ANSWER CHOICES	RESPONSES	
Morning drop off	0.00%	0
Morning recess	0.00%	0
Afternoon recess	0.00%	0
Afternoon bus duty	100.00%	13
No duty	0.00%	0
Total Respondents: 13		

## Q22 The Special Education Department is assisting you with your questions, problems, and concerns.

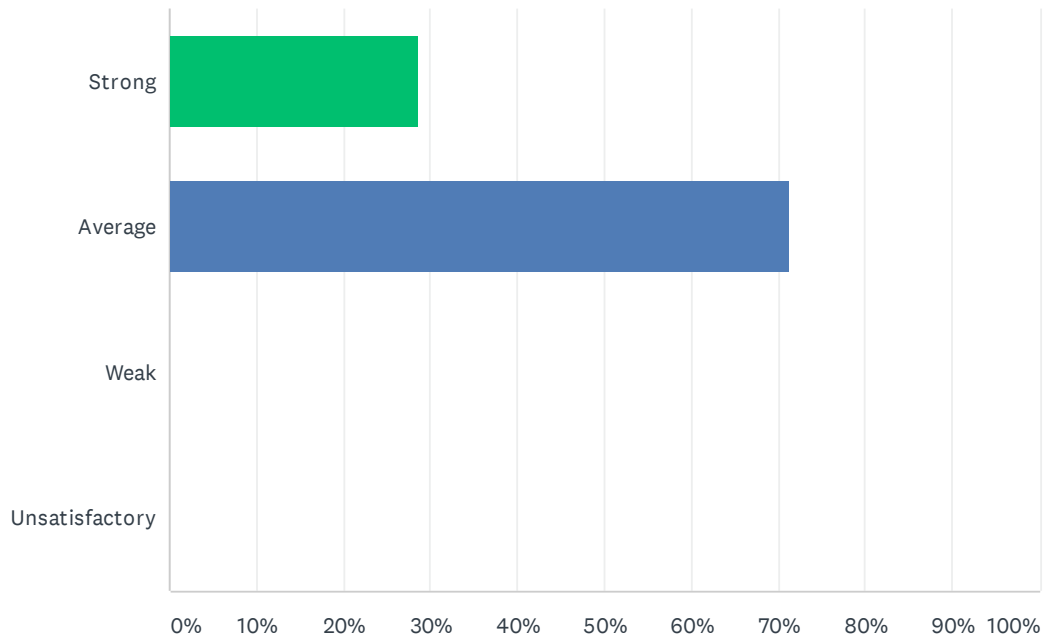
Answered: 9 Skipped: 5



ANSWER CHOICES	RESPONSES	
Strong	44.44%	4
Average	55.56%	5
Weak	0.00%	0
Unsatisfactory	0.00%	0
<b>TOTAL</b>		<b>9</b>

## Q23 Special Education class size is balanced within each program to ensure student safety and individualized instruction.

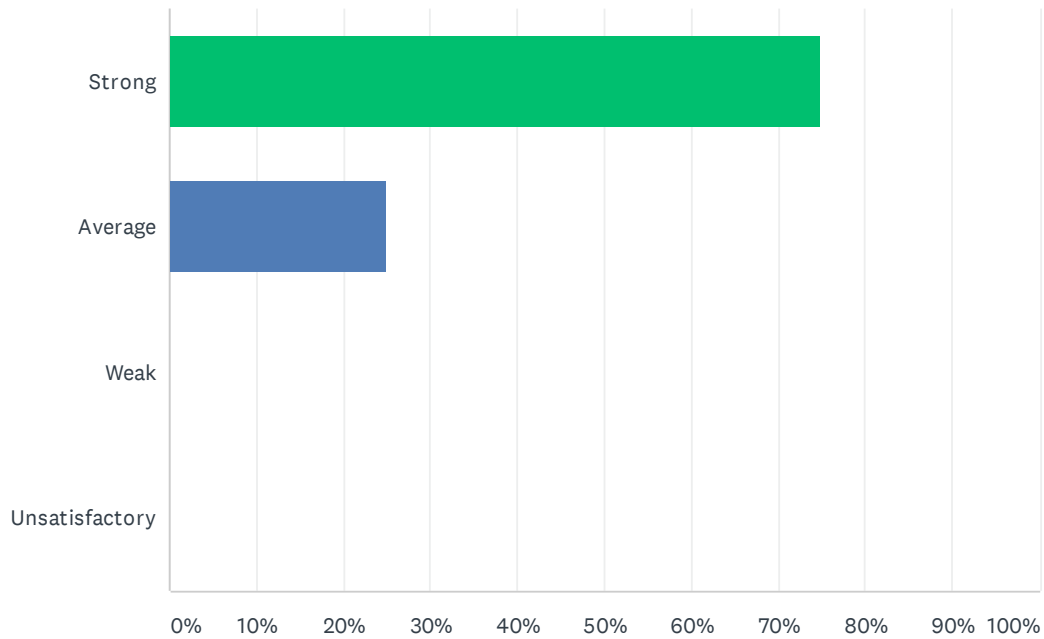
Answered: 7 Skipped: 7



ANSWER CHOICES	RESPONSES	
Strong	28.57%	2
Average	71.43%	5
Weak	0.00%	0
Unsatisfactory	0.00%	0
<b>TOTAL</b>		<b>7</b>

## Q24 Special education teachers have opportunities to participate in school-based, content area staff development.

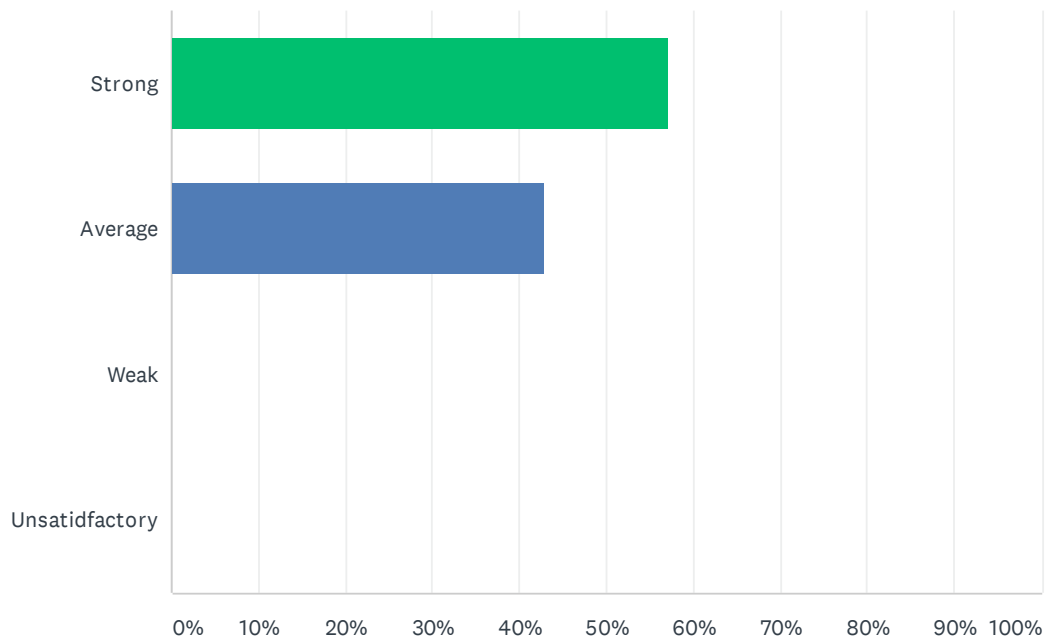
Answered: 8 Skipped: 6



ANSWER CHOICES	RESPONSES	
Strong	75.00%	6
Average	25.00%	2
Weak	0.00%	0
Unsatisfactory	0.00%	0
<b>TOTAL</b>		<b>8</b>

## Q25 Special education teachers have needed access to ALL instructional resources provided to the general education teachers.

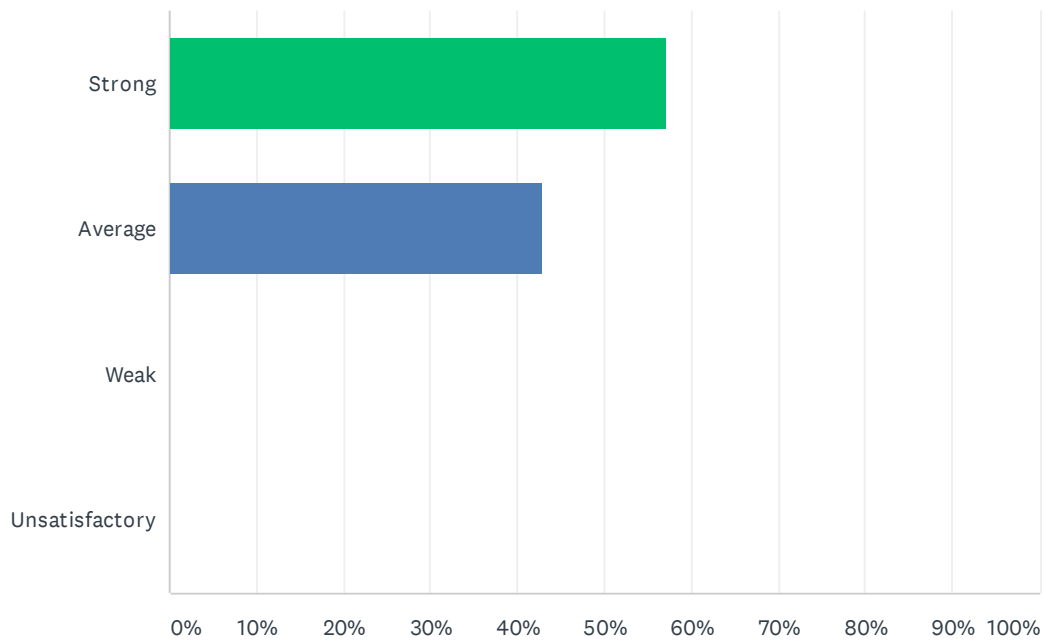
Answered: 7 Skipped: 7



ANSWER CHOICES	RESPONSES	
Strong	57.14%	4
Average	42.86%	3
Weak	0.00%	0
Unsatisfactory	0.00%	0
<b>TOTAL</b>		<b>7</b>

## Q26 Special education teachers are adequately trained in the administration of state assessments and District IEP's.

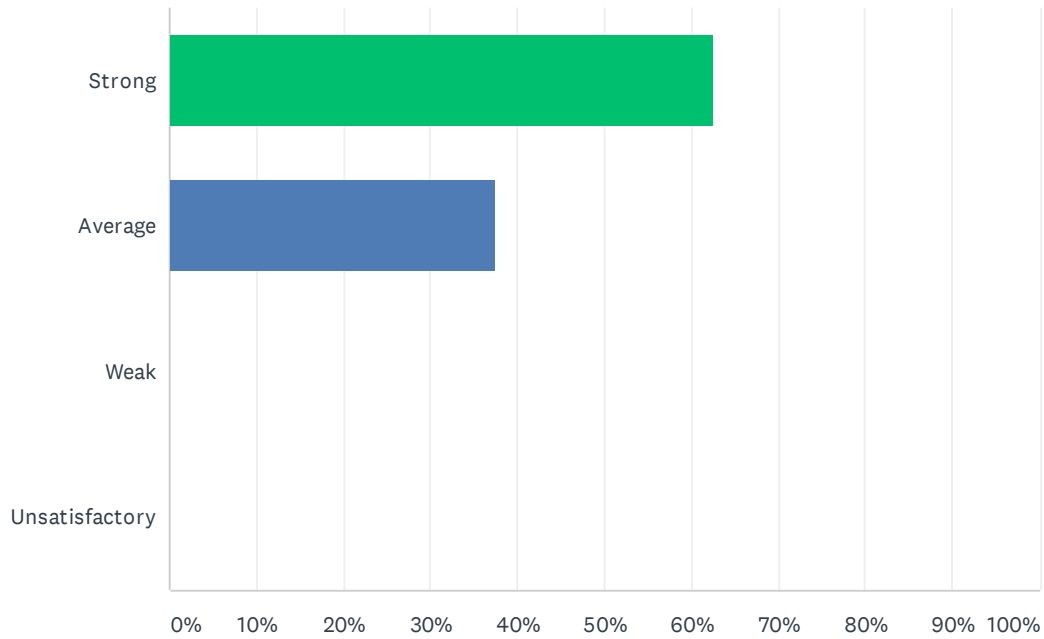
Answered: 7 Skipped: 7



ANSWER CHOICES	RESPONSES	
Strong	57.14%	4
Average	42.86%	3
Weak	0.00%	0
Unsatisfactory	0.00%	0
<b>TOTAL</b>		<b>7</b>

### Q27 The site principal is accessible to discuss special education issues.

Answered: 8 Skipped: 6

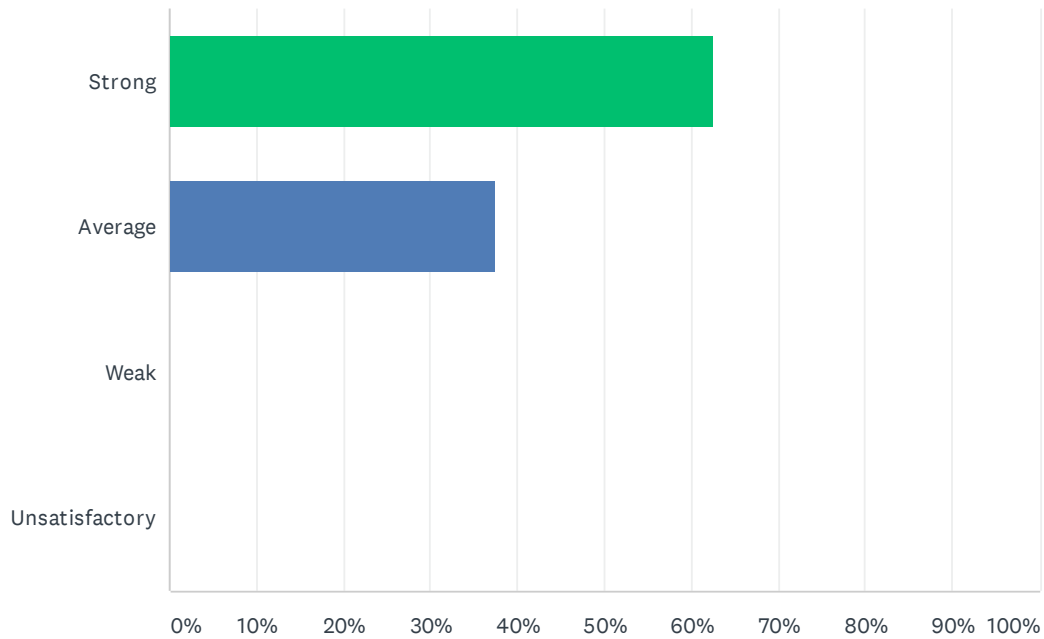


ANSWER CHOICES	RESPONSES	
Strong	62.50%	5
Average	37.50%	3
Weak	0.00%	0
Unsatisfactory	0.00%	0
<b>TOTAL</b>		<b>8</b>



## Q28 The site principal promotes equal opportunities for all students to learn.

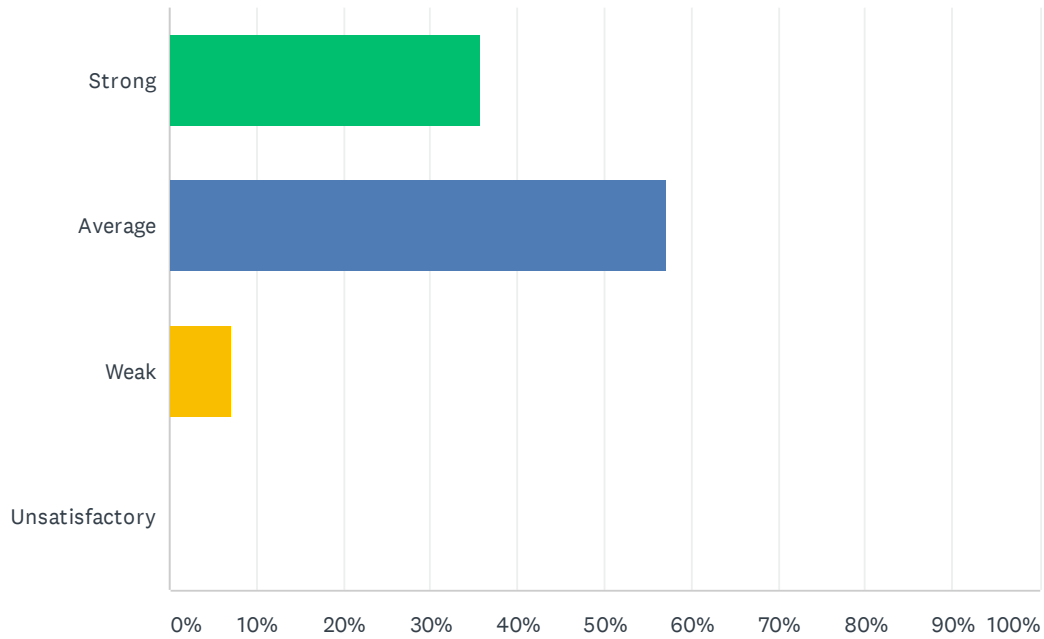
Answered: 8 Skipped: 6



ANSWER CHOICES	RESPONSES	
Strong	62.50%	5
Average	37.50%	3
Weak	0.00%	0
Unsatisfactory	0.00%	0
<b>TOTAL</b>		<b>8</b>

## Q29 PBIS is used effectively and is improving behavior.

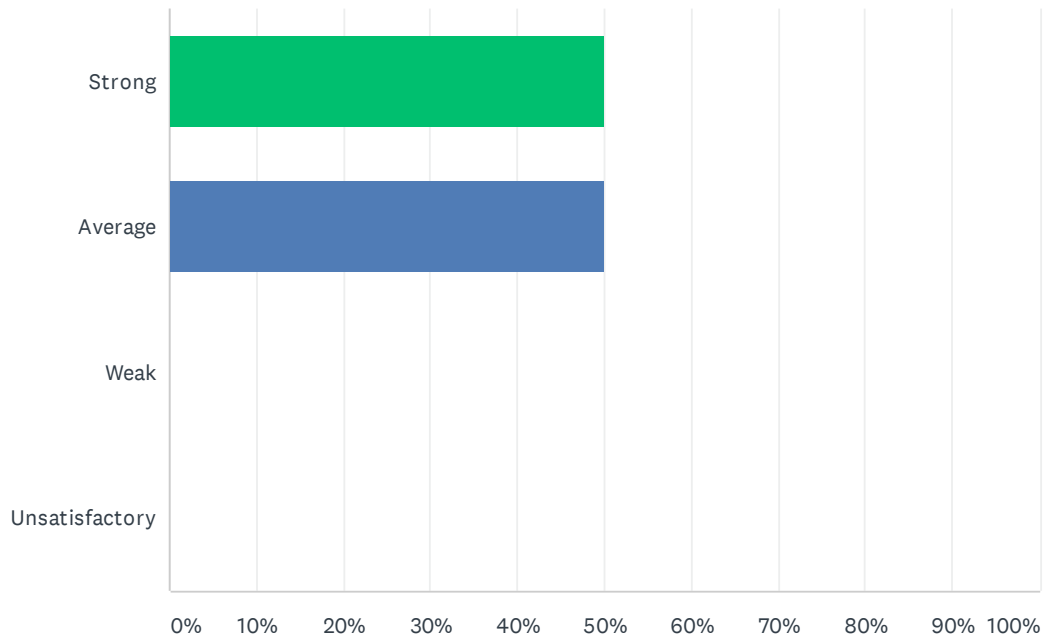
Answered: 14 Skipped: 0



ANSWER CHOICES	RESPONSES	
Strong	35.71%	5
Average	57.14%	8
Weak	7.14%	1
Unsatisfactory	0.00%	0
<b>TOTAL</b>		<b>14</b>

### Q30 PBIS and Behavior Intervention Specialists are creating a safer environment at my site.

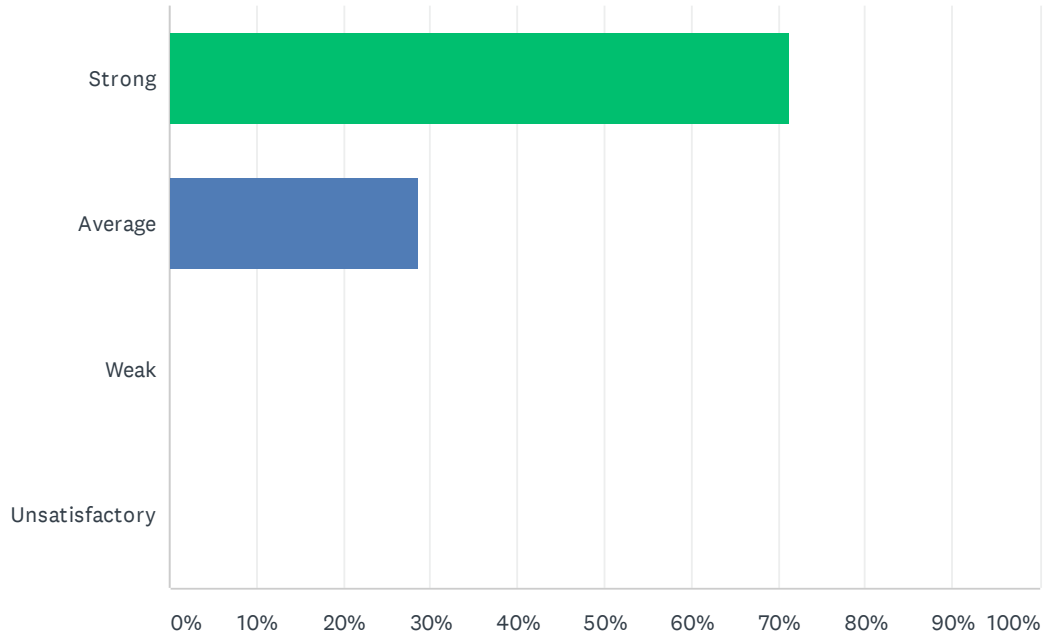
Answered: 14 Skipped: 0



ANSWER CHOICES	RESPONSES	
Strong	50.00%	7
Average	50.00%	7
Weak	0.00%	0
Unsatisfactory	0.00%	0
<b>TOTAL</b>		<b>14</b>

### Q31 Staff and students feel safe at my site.

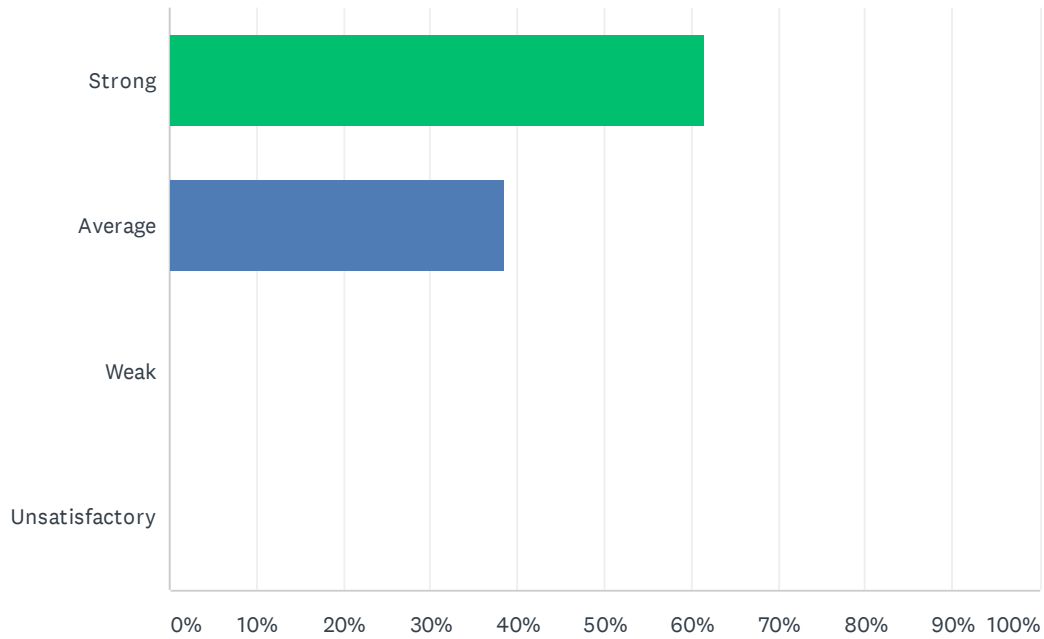
Answered: 14 Skipped: 0



ANSWER CHOICES	RESPONSES	
Strong	71.43%	10
Average	28.57%	4
Weak	0.00%	0
Unsatisfactory	0.00%	0
<b>TOTAL</b>		<b>14</b>

### Q32 Discipline is improving at my site and not interfering with learning.

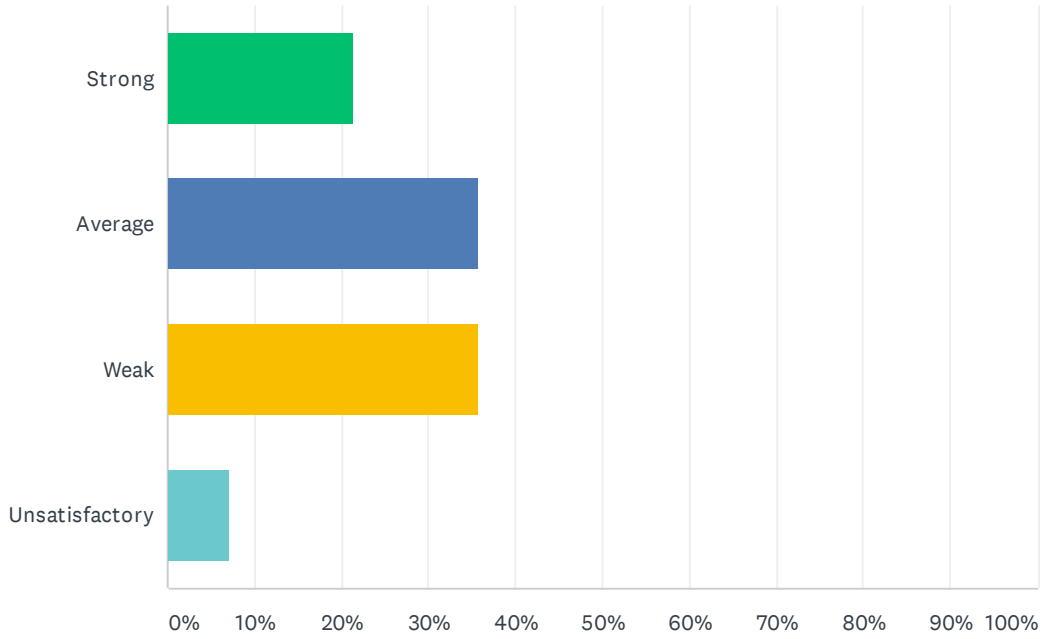
Answered: 13 Skipped: 1



ANSWER CHOICES	RESPONSES	
Strong	61.54%	8
Average	38.46%	5
Weak	0.00%	0
Unsatisfactory	0.00%	0
<b>TOTAL</b>		<b>13</b>

### Q33 Positive referrals are an effective tool in improving discipline.

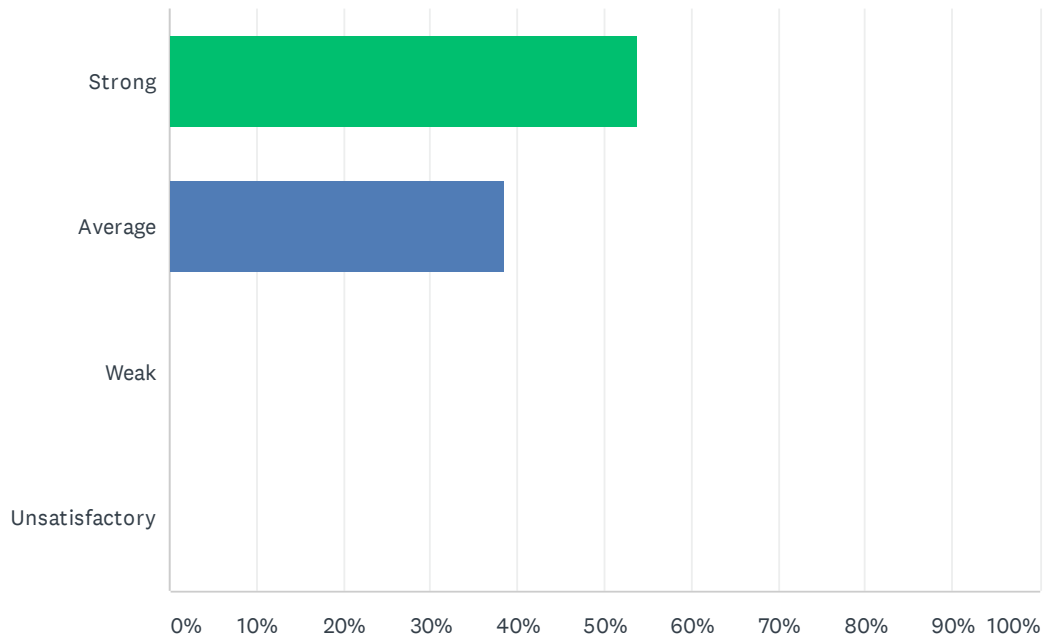
Answered: 14 Skipped: 0



ANSWER CHOICES	RESPONSES	
Strong	21.43%	3
Average	35.71%	5
Weak	35.71%	5
Unsatisfactory	7.14%	1
<b>TOTAL</b>		<b>14</b>

### Q34 When ODR's (office disciplinary referral) are written the teacher's word is valued and trusted.

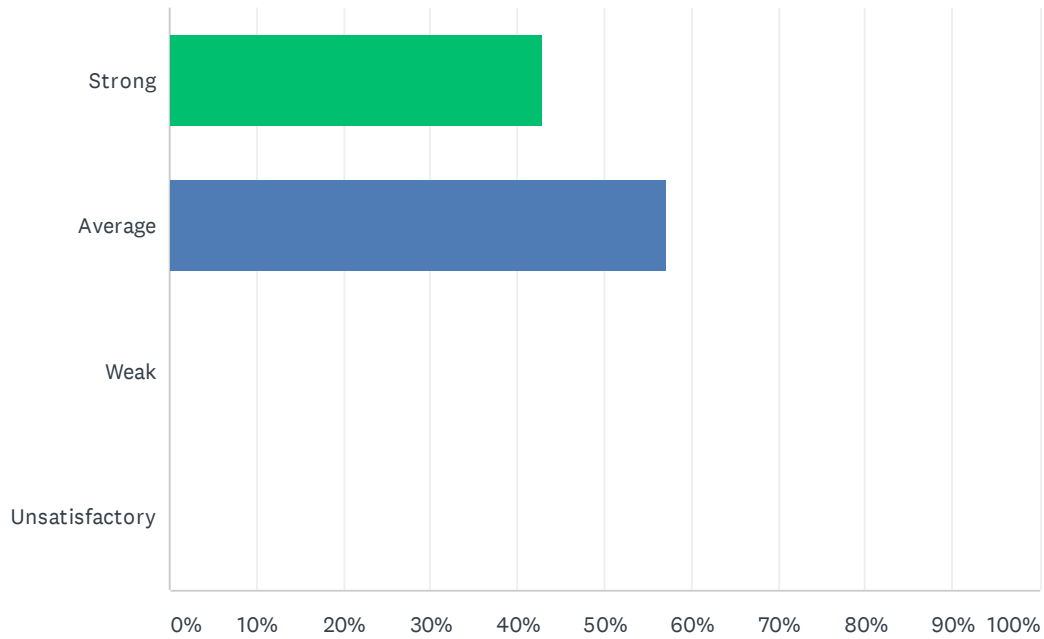
Answered: 13 Skipped: 1



ANSWER CHOICES	RESPONSES	
Strong	53.85%	7
Average	38.46%	5
Weak	0.00%	0
Unsatisfactory	0.00%	0
<b>TOTAL</b>		<b>13</b>

### Q35 My site has a positive atmosphere.

Answered: 14 Skipped: 0

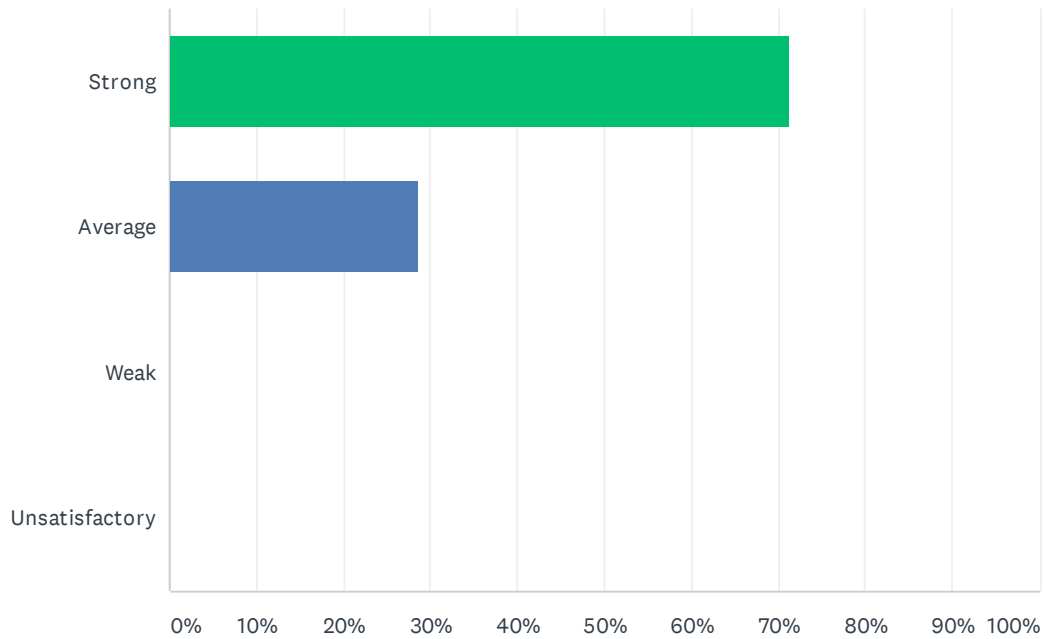


ANSWER CHOICES	RESPONSES	
Strong	42.86%	6
Average	57.14%	8
Weak	0.00%	0
Unsatisfactory	0.00%	0
<b>TOTAL</b>		<b>14</b>



### Q36 I would recommend my site to other employees and prospective teachers.

Answered: 14 Skipped: 0



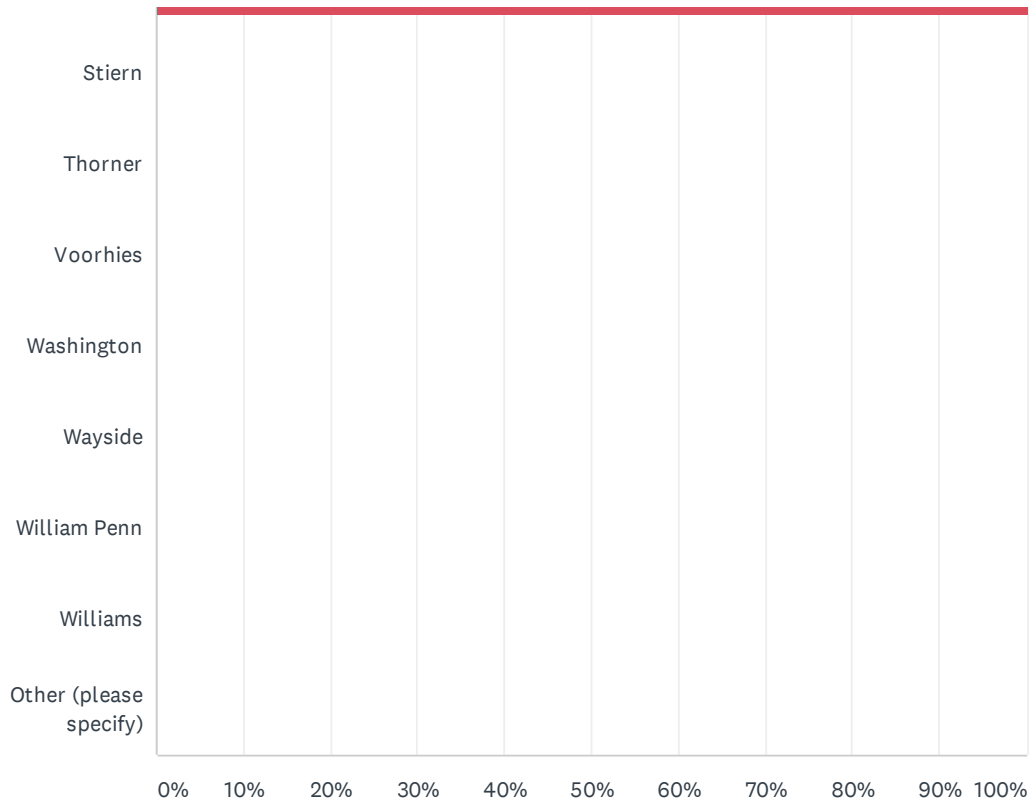
ANSWER CHOICES	RESPONSES	
Strong	71.43%	10
Average	28.57%	4
Weak	0.00%	0
Unsatisfactory	0.00%	0
<b>TOTAL</b>		<b>14</b>



2019-2020 BETA Administration/Site Climate Survey



2019-2020 BETA Administration/Site Climate Survey



2019-2020 BETA Administration/Site Climate Survey

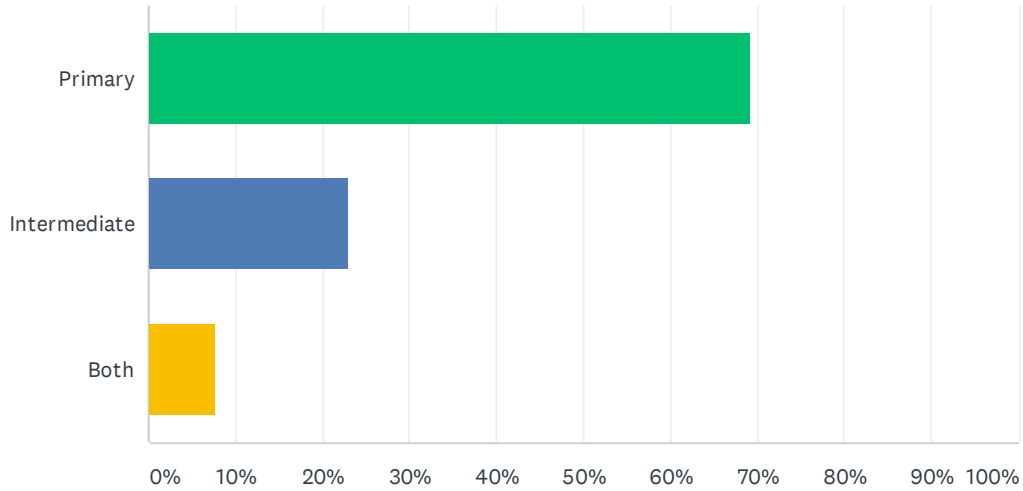
ANSWER CHOICES	RESPONSES
Casa Loma	0.00% 0
Cato	0.00% 0
Chavez	0.00% 0
Chipman	0.00% 0
College Hts	0.00% 0
Compton	0.00% 0
Curran	0.00% 0
Downtown	0.00% 0
Ed Center	0.00% 0
Eissler	0.00% 0
Emerson	0.00% 0
Evergreen	0.00% 0
Fletcher	0.00% 0
Frank West	0.00% 0
Franklin	0.00% 0
Fremont	0.00% 0
Garza	0.00% 0
Harding	0.00% 0
Harris	0.00% 0
Horace Mann	0.00% 0
Hort	0.00% 0
Jefferson	0.00% 0
Longfellow	0.00% 0
McKinley	0.00% 0
Mt.Vernon	0.00% 0
Munsey	0.00% 0
Nichols	0.00% 0
Noble	0.00% 0
Nurses	0.00% 0
Owens Intermediate	0.00% 0
Owens Primary	0.00% 0
Pauly	0.00% 0

2019-2020 BETA Administration/Site Climate Survey

Pioneer	0.00%	0
Rafer Johnson	0.00%	0
Roosevelt	0.00%	0
Sequoia	0.00%	0
Sierra	0.00%	0
Special Ed Office	0.00%	0
Stella Hills	100.00%	13
Stiern	0.00%	0
Thorner	0.00%	0
Voorhies	0.00%	0
Washington	0.00%	0
Wayside	0.00%	0
William Penn	0.00%	0
Williams	0.00%	0
Other (please specify)	0.00%	0
Total Respondents: 13		

## Q2 Instructional Grade Level or Support Services

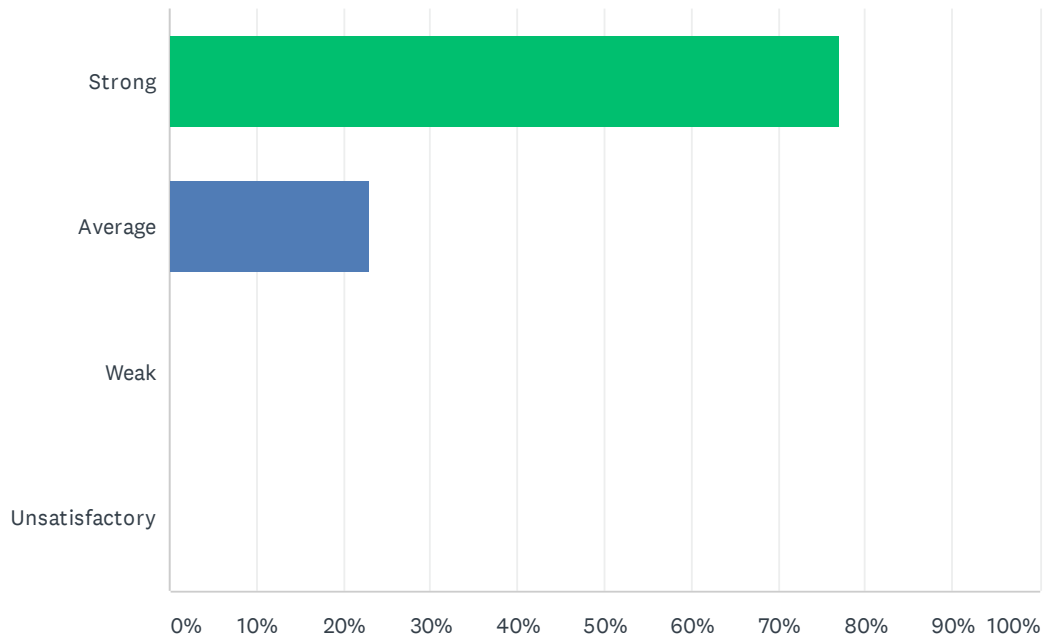
Answered: 13 Skipped: 0



ANSWER CHOICES	RESPONSES	
Primary	69.23%	9
Intermediate	23.08%	3
Both	7.69%	1
TOTAL		13

### Q3 Site administration is sensitive to the needs of students, staff, and community.

Answered: 13 Skipped: 0

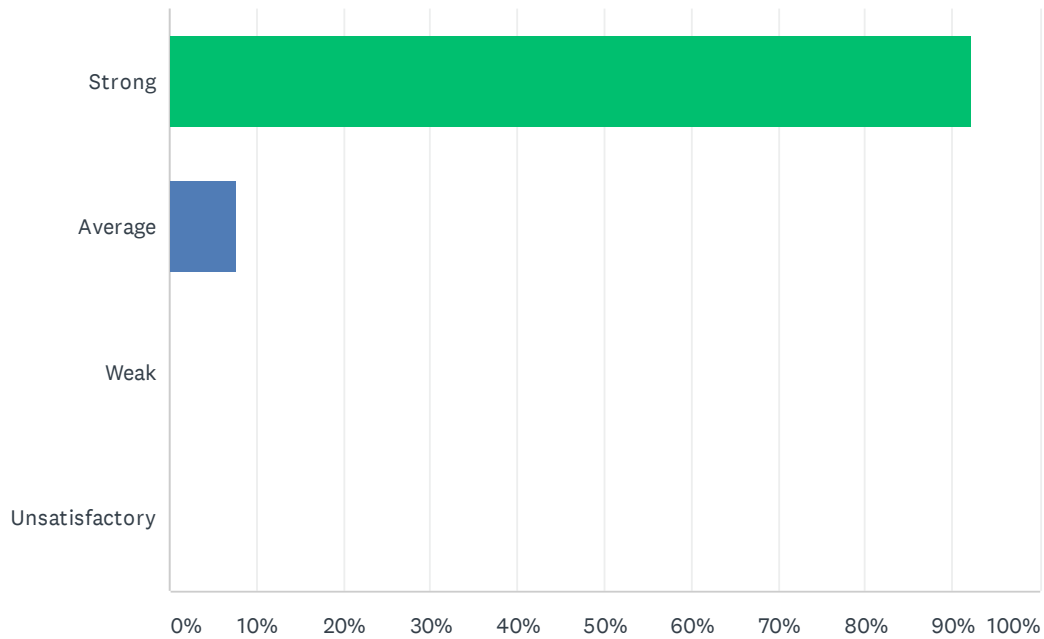


ANSWER CHOICES	RESPONSES	
Strong	76.92%	10
Average	23.08%	3
Weak	0.00%	0
Unsatisfactory	0.00%	0
<b>TOTAL</b>		<b>13</b>



## Q4 Site administration treats staff with respect; you feel like a valued member of a team

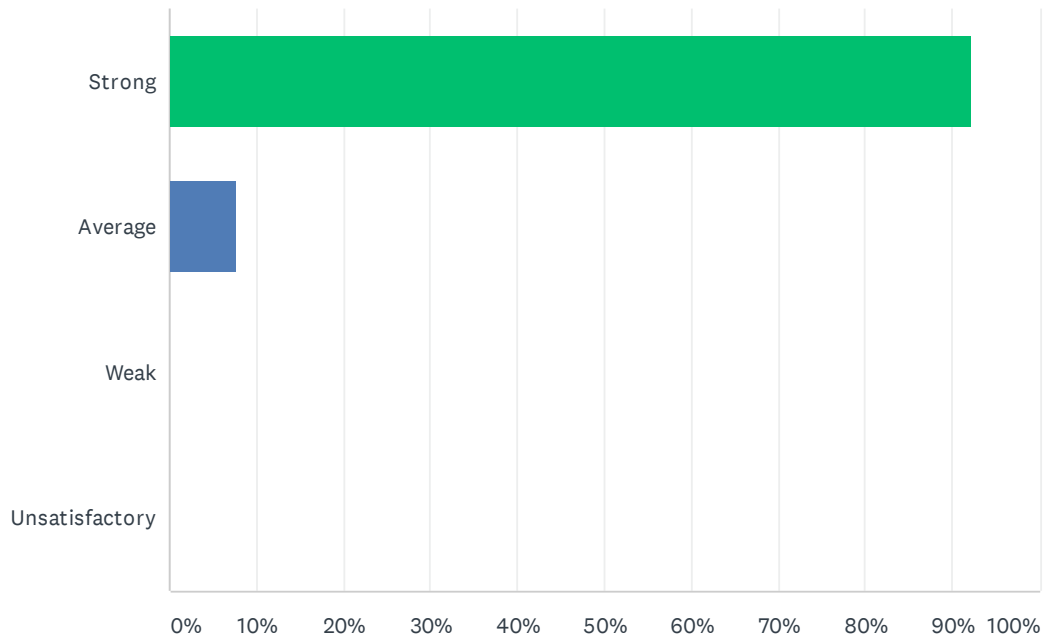
Answered: 13 Skipped: 0



ANSWER CHOICES	RESPONSES	
Strong	92.31%	12
Average	7.69%	1
Weak	0.00%	0
Unsatisfactory	0.00%	0
<b>TOTAL</b>		<b>13</b>

### Q5 Site administration conducts classroom visits (walk-through) in least the disruptive manner and leaves timely feedback (within 24 hours).

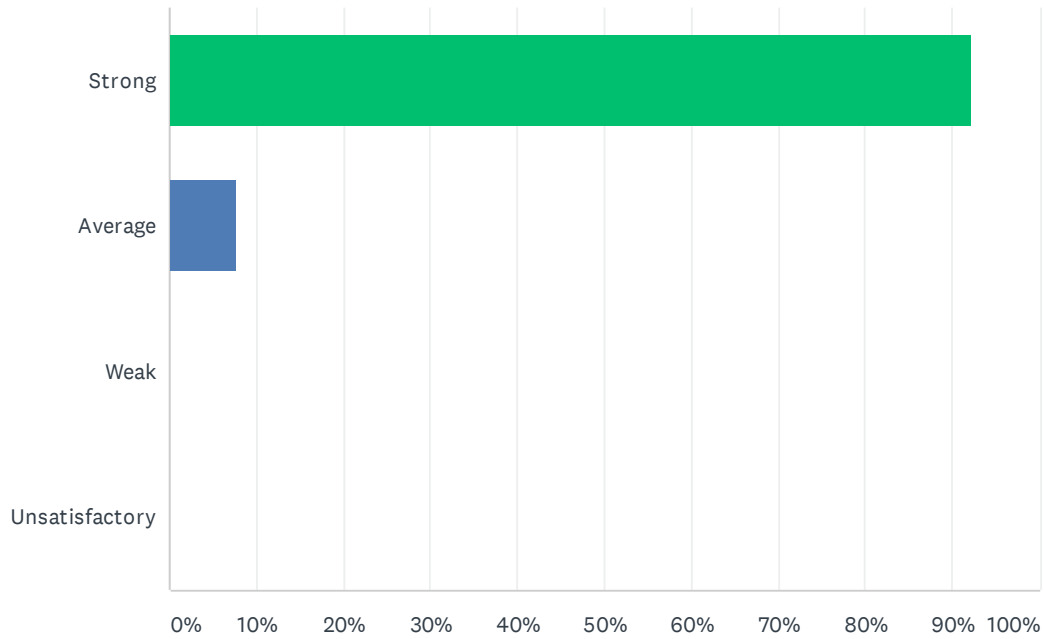
Answered: 13 Skipped: 0



ANSWER CHOICES	RESPONSES	
Strong	92.31%	12
Average	7.69%	1
Weak	0.00%	0
Unsatisfactory	0.00%	0
<b>TOTAL</b>		<b>13</b>

## Q6 Site administration follows the contract and respects personal rights.

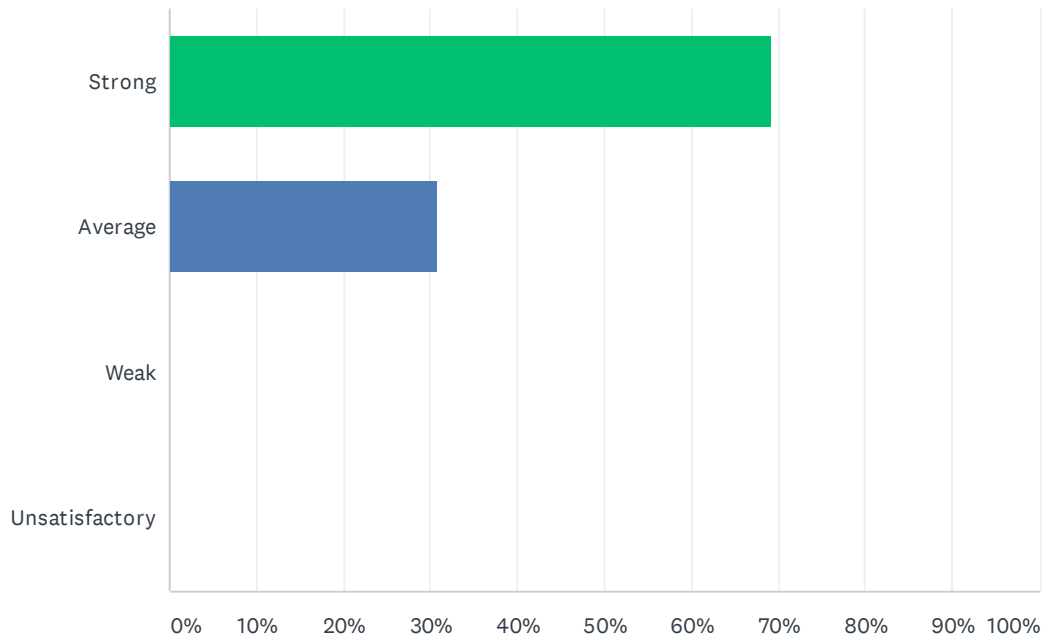
Answered: 13 Skipped: 0



ANSWER CHOICES	RESPONSES	
Strong	92.31%	12
Average	7.69%	1
Weak	0.00%	0
Unsatisfactory	0.00%	0
<b>TOTAL</b>		<b>13</b>

### Q7 Administration utilizes staff according to their job description (ie. Coaches, APL's, Specialists & Staff).

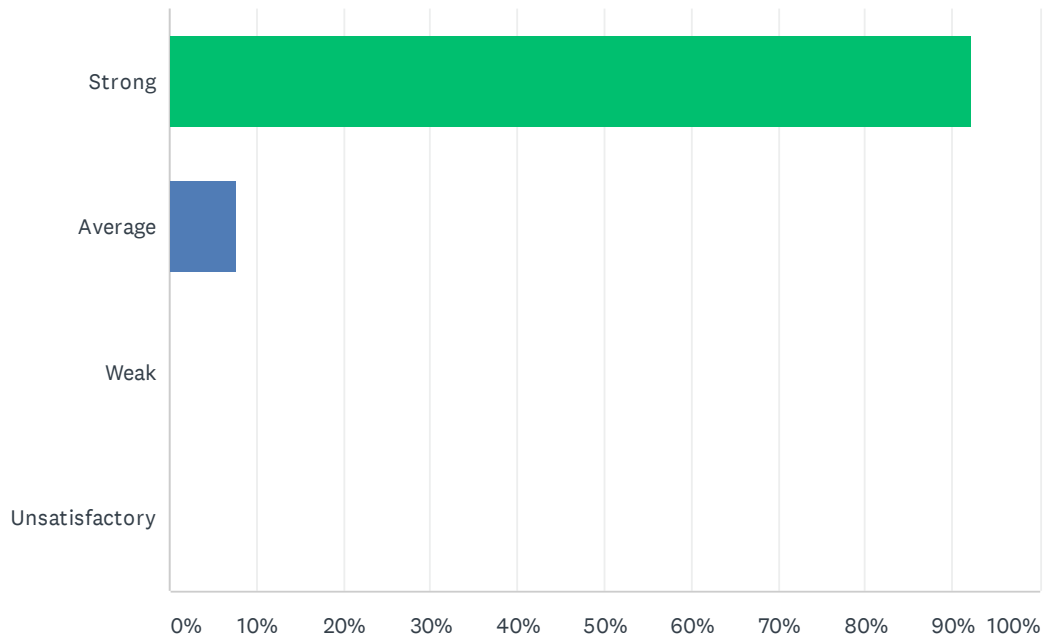
Answered: 13 Skipped: 0



ANSWER CHOICES	RESPONSES	
Strong	69.23%	9
Average	30.77%	4
Weak	0.00%	0
Unsatisfactory	0.00%	0
<b>TOTAL</b>		<b>13</b>

## Q8 Administration maintains open communication with staff, parents, and students.

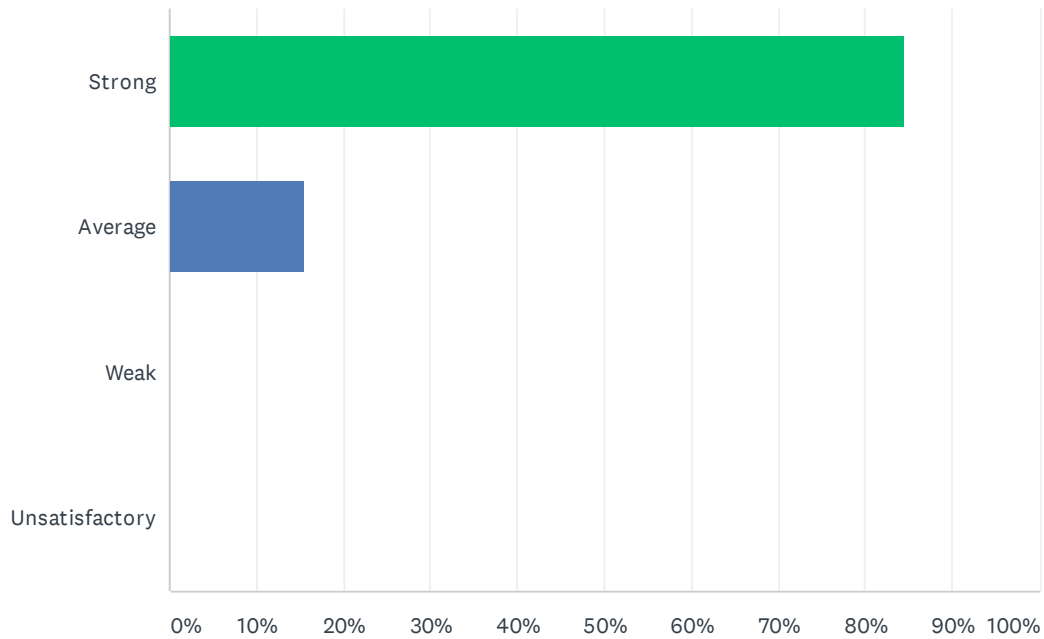
Answered: 13 Skipped: 0



ANSWER CHOICES	RESPONSES	
Strong	92.31%	12
Average	7.69%	1
Weak	0.00%	0
Unsatisfactory	0.00%	0
<b>TOTAL</b>		<b>13</b>

## Q9 Administration supports staff against attacks and criticism from parents.

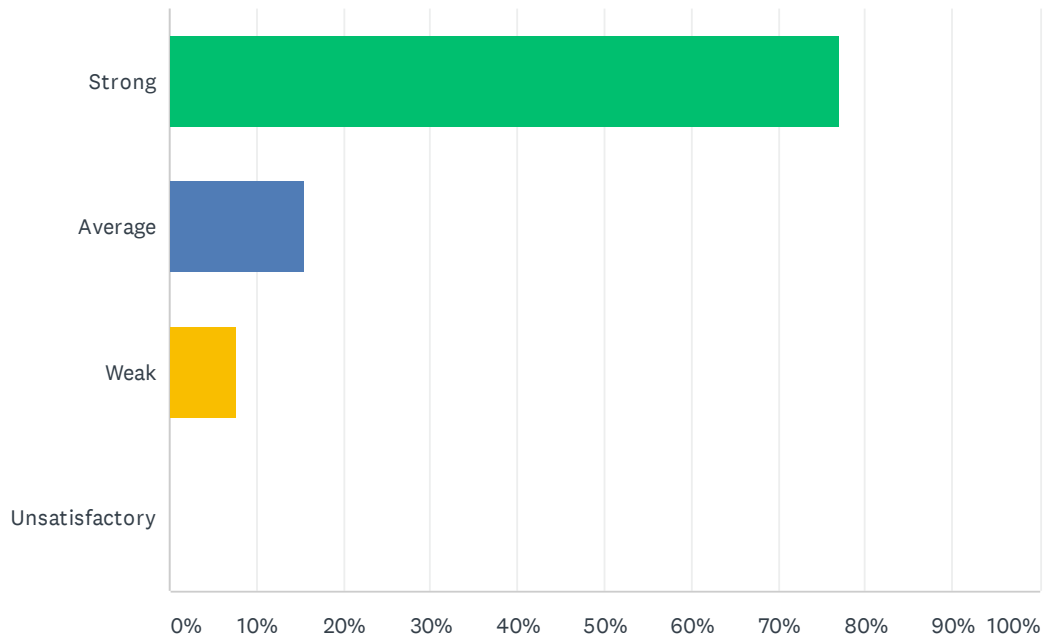
Answered: 13 Skipped: 0



ANSWER CHOICES	RESPONSES	
Strong	84.62%	11
Average	15.38%	2
Weak	0.00%	0
Unsatisfactory	0.00%	0
<b>TOTAL</b>		<b>13</b>

### Q10 Site administration treats all teachers equally; there is no preferential treatment.

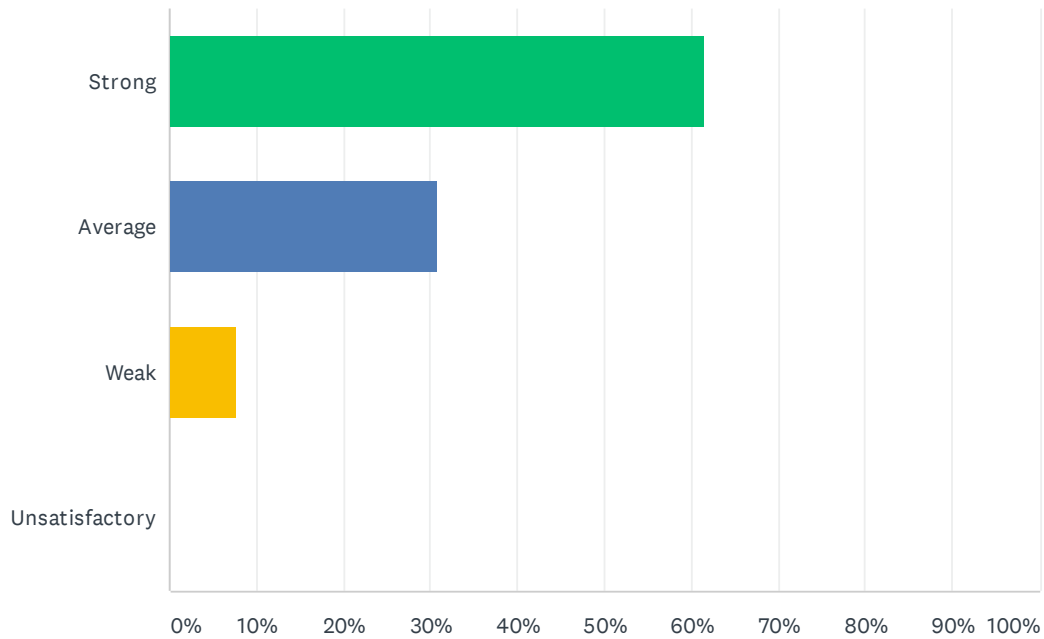
Answered: 13 Skipped: 0



ANSWER CHOICES	RESPONSES	
Strong	76.92%	10
Average	15.38%	2
Weak	7.69%	1
Unsatisfactory	0.00%	0
<b>TOTAL</b>		<b>13</b>

## Q11 Administration supports classroom discipline procedures and follows District discipline guidelines.

Answered: 13 Skipped: 0

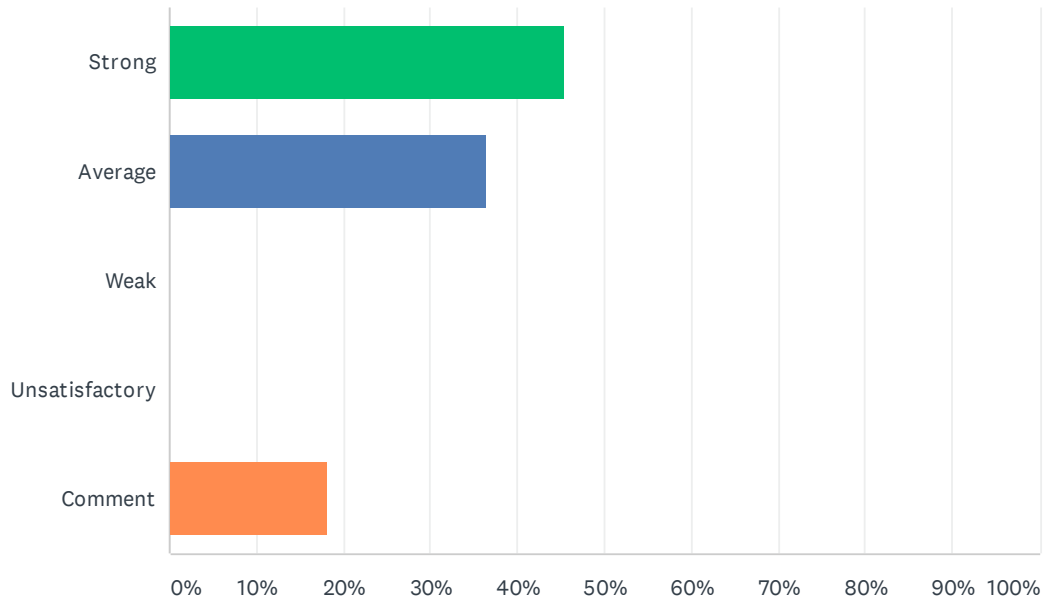


ANSWER CHOICES	RESPONSES	
Strong	61.54%	8
Average	30.77%	4
Weak	7.69%	1
Unsatisfactory	0.00%	0
<b>TOTAL</b>		<b>13</b>



### Q12 Administration processes ODR's (Office Disciplinary Referrals) within 48 hours and supports staff when discipline moves beyond classroom managed behaviors.

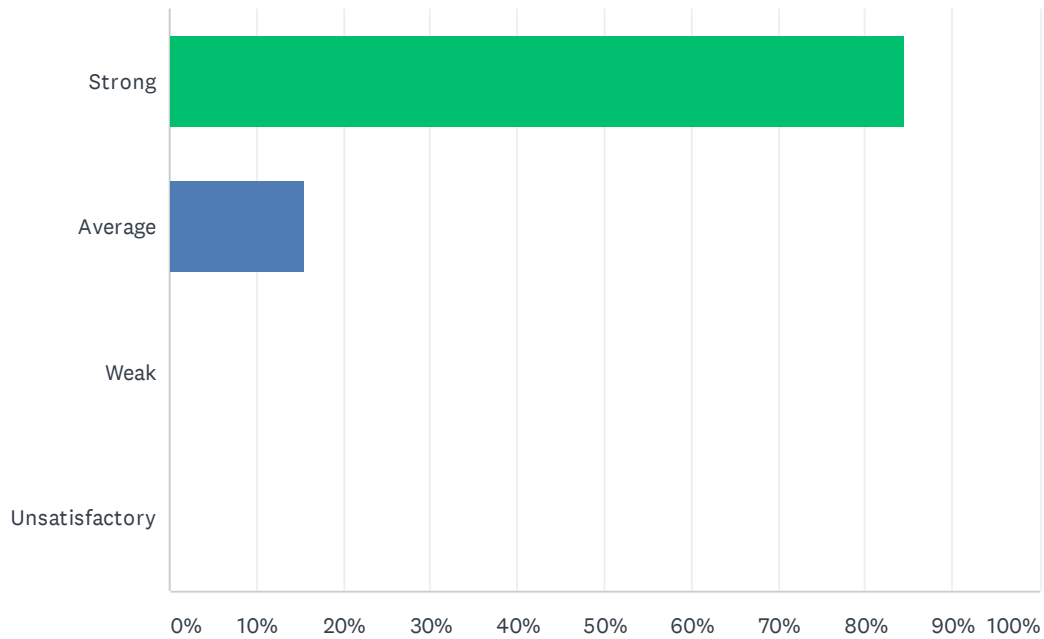
Answered: 11 Skipped: 2



ANSWER CHOICES	RESPONSES	
Strong	45.45%	5
Average	36.36%	4
Weak	0.00%	0
Unsatisfactory	0.00%	0
Comment	18.18%	2
<b>TOTAL</b>		<b>11</b>

### Q13 Administration treats teachers as professionals; the teacher's word is not disregarded in favor of the student's.

Answered: 13 Skipped: 0



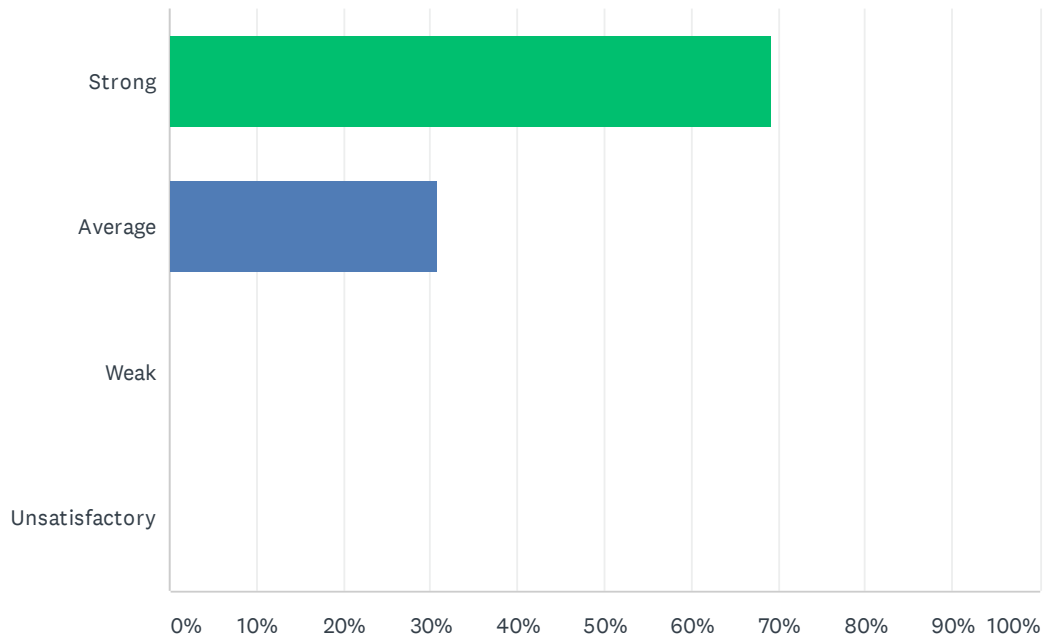
ANSWER CHOICES	RESPONSES	
Strong	84.62%	11
Average	15.38%	2
Weak	0.00%	0
Unsatisfactory	0.00%	0
<b>TOTAL</b>		<b>13</b>

**Q14 How do you feel that your administration positively/negatively impacts working conditions at your site?**

Answered: 10 Skipped: 3

## Q15 Site staff is involved in setting school policies and budgetary priorities.

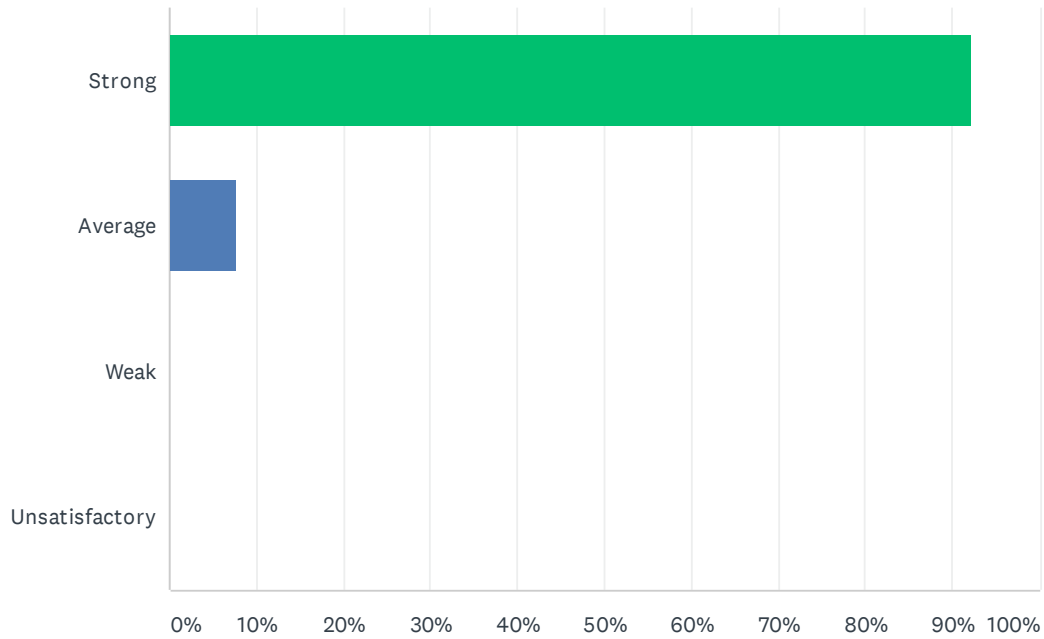
Answered: 13 Skipped: 0



ANSWER CHOICES	RESPONSES	
Strong	69.23%	9
Average	30.77%	4
Weak	0.00%	0
Unsatisfactory	0.00%	0
<b>TOTAL</b>		<b>13</b>

### Q16 Site meetings are productive and not excessive.

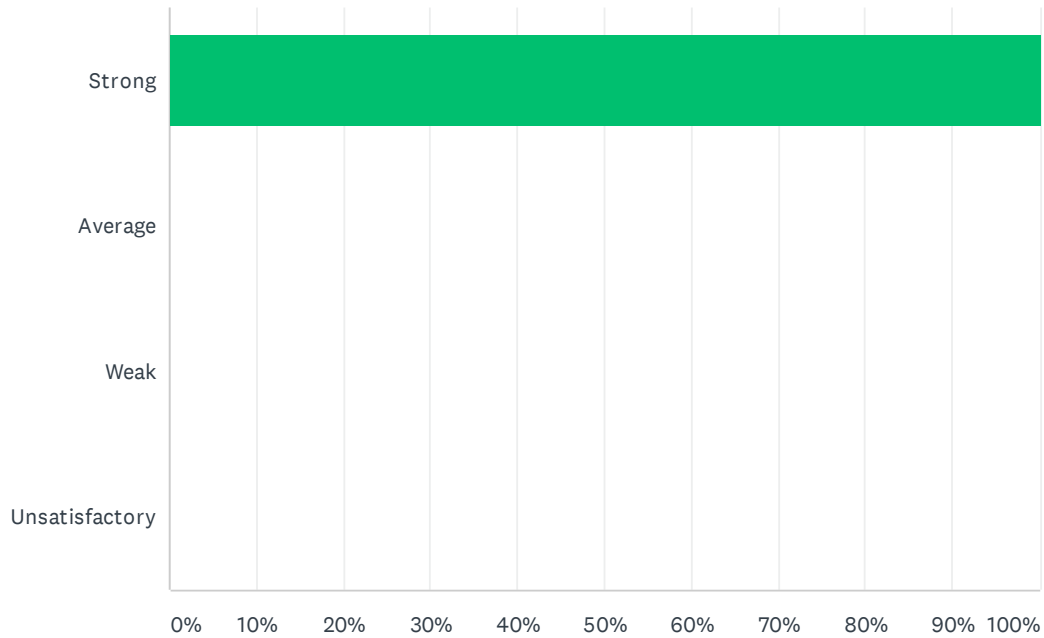
Answered: 13 Skipped: 0



ANSWER CHOICES	RESPONSES	
Strong	92.31%	12
Average	7.69%	1
Weak	0.00%	0
Unsatisfactory	0.00%	0
<b>TOTAL</b>		<b>13</b>

Q17 Bank days are used for PLC activities; Site administration uses two Bank Days a month and staff gets uninterrupted planning/preparation time twice a month during Bank Days.

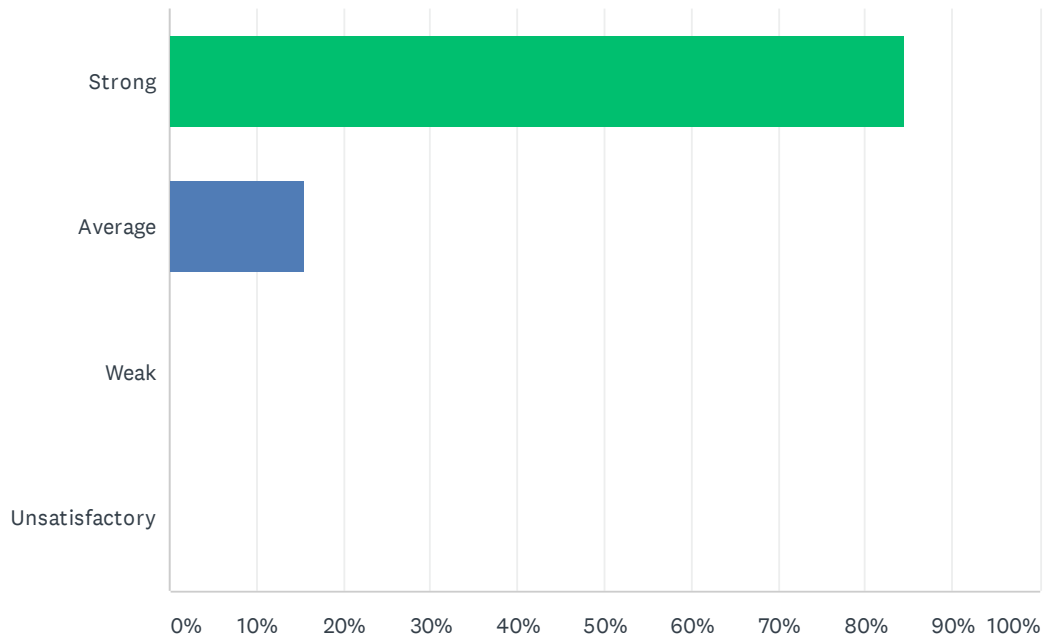
Answered: 13 Skipped: 0



ANSWER CHOICES	RESPONSES	
Strong	100.00%	13
Average	0.00%	0
Weak	0.00%	0
Unsatisfactory	0.00%	0
TOTAL		13

### Q18 My site receives daily consecutive uninterrupted planning/preparation time. (30 minutes / 40 minutes)

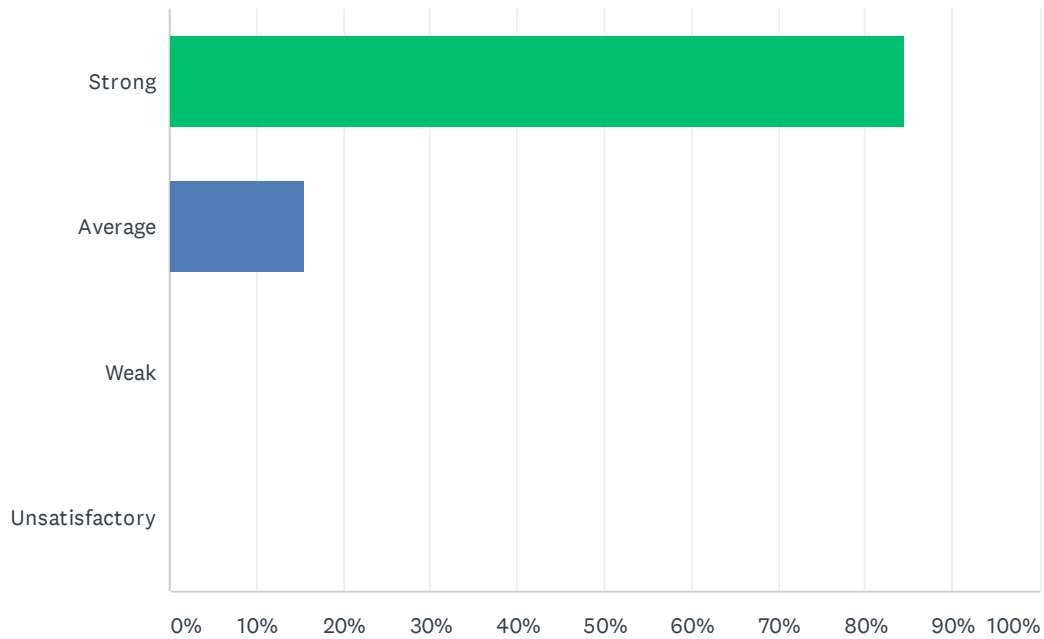
Answered: 13 Skipped: 0



ANSWER CHOICES	RESPONSES	
Strong	84.62%	11
Average	15.38%	2
Weak	0.00%	0
Unsatisfactory	0.00%	0
<b>TOTAL</b>		<b>13</b>

### Q19 Staff is given time to input district required data (ie. Benchmarks, Dibels, CFAs, Report Card, and etc).

Answered: 13 Skipped: 0

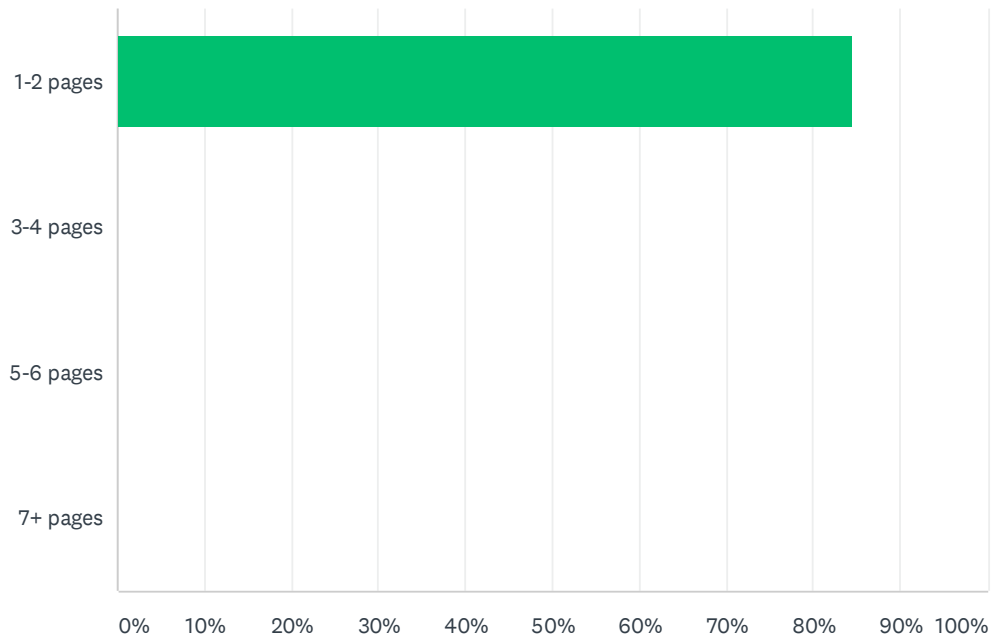


ANSWER CHOICES	RESPONSES	
Strong	84.62%	11
Average	15.38%	2
Weak	0.00%	0
Unsatisfactory	0.00%	0
<b>TOTAL</b>		<b>13</b>



## Q20 Teachers are required to submit complete, but not excessively lengthy lesson plans.

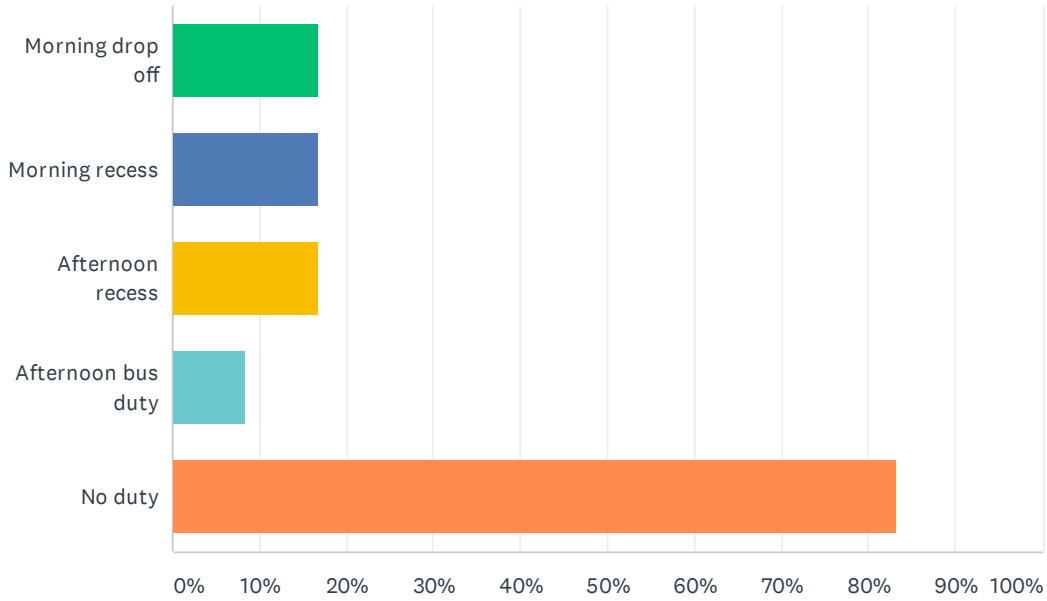
Answered: 13 Skipped: 0



ANSWER CHOICES	RESPONSES
1-2 pages	84.62% 11
3-4 pages	0.00% 0
5-6 pages	0.00% 0
7+ pages	0.00% 0
<b>TOTAL</b>	<b>13</b>

## Q21 Staff has recess and/or bus duty.

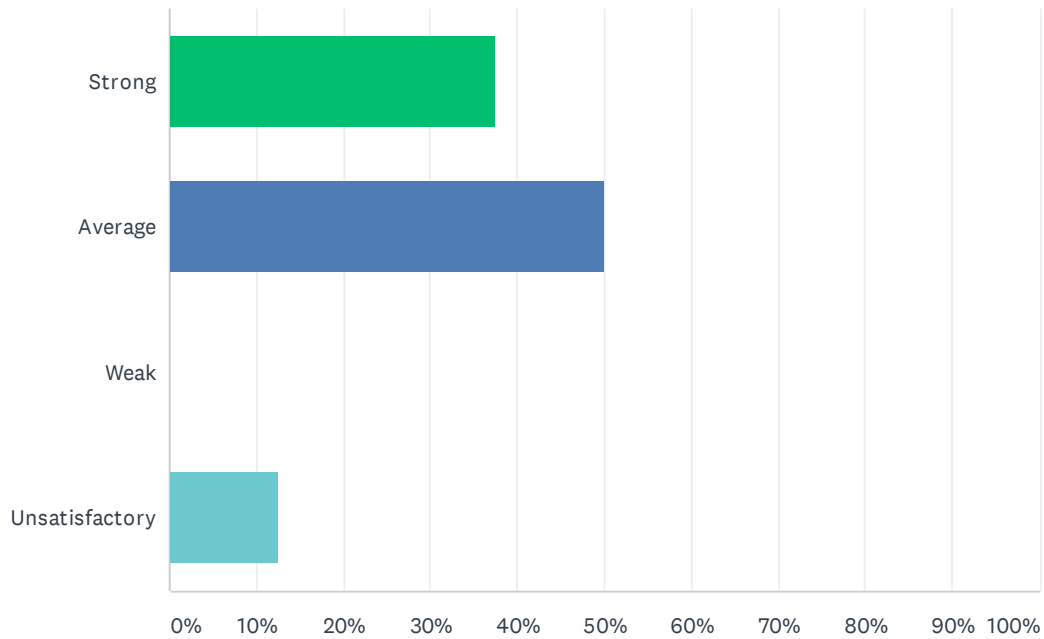
Answered: 12 Skipped: 1



ANSWER CHOICES	RESPONSES
Morning drop off	16.67% 2
Morning recess	16.67% 2
Afternoon recess	16.67% 2
Afternoon bus duty	8.33% 1
No duty	83.33% 10
Total Respondents: 12	

## Q22 The Special Education Department is assisting you with your questions, problems, and concerns.

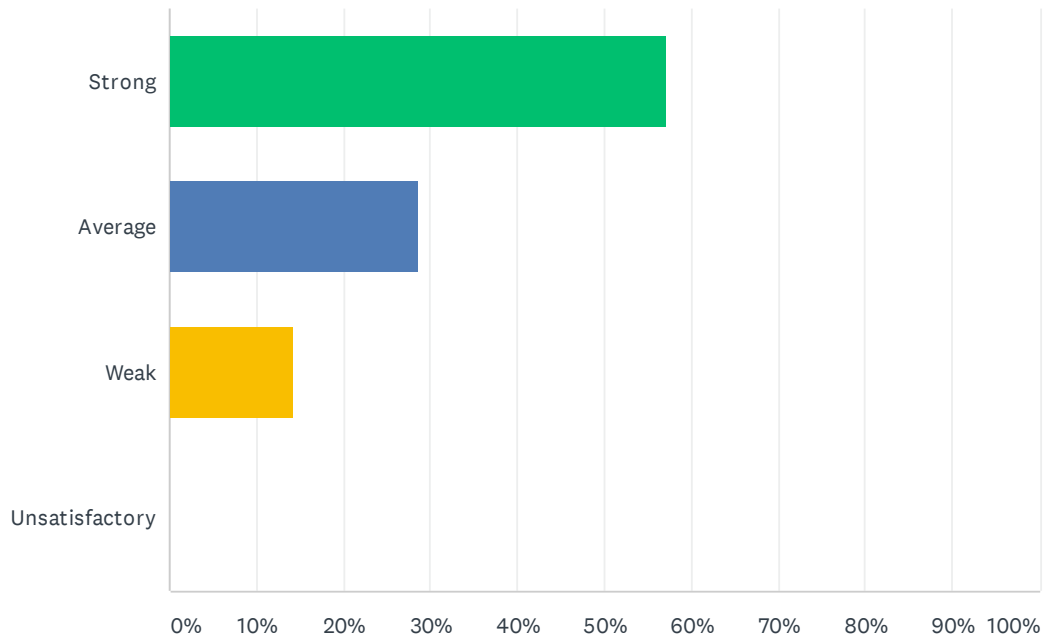
Answered: 8 Skipped: 5



ANSWER CHOICES	RESPONSES	
Strong	37.50%	3
Average	50.00%	4
Weak	0.00%	0
Unsatisfactory	12.50%	1
<b>TOTAL</b>		<b>8</b>

### Q23 Special Education class size is balanced within each program to ensure student safety and individualized instruction.

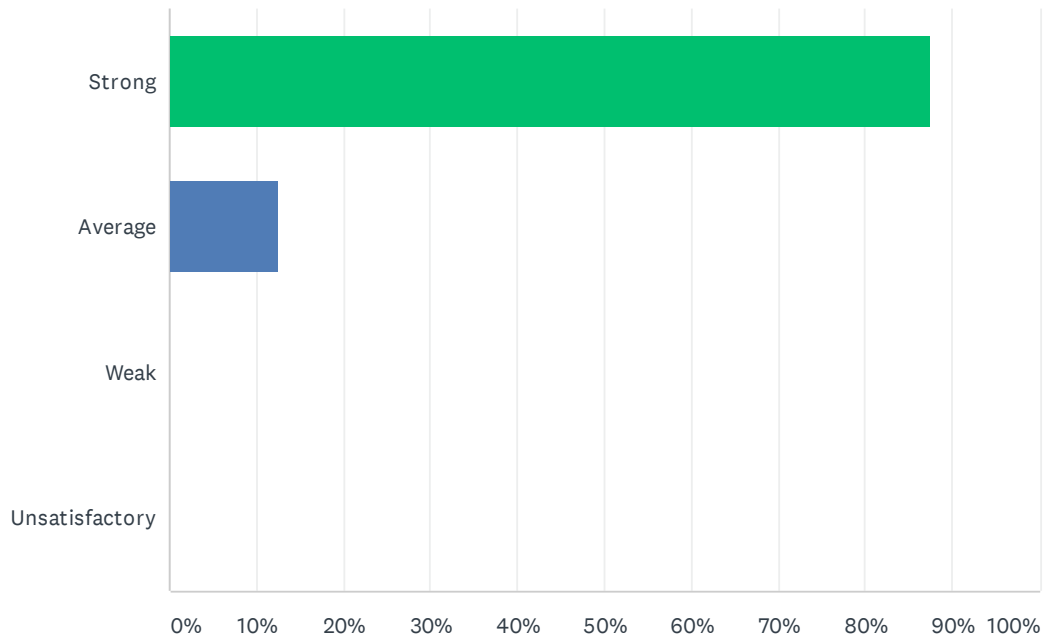
Answered: 7 Skipped: 6



ANSWER CHOICES	RESPONSES	
Strong	57.14%	4
Average	28.57%	2
Weak	14.29%	1
Unsatisfactory	0.00%	0
<b>TOTAL</b>		<b>7</b>

## Q24 Special education teachers have opportunities to participate in school-based, content area staff development.

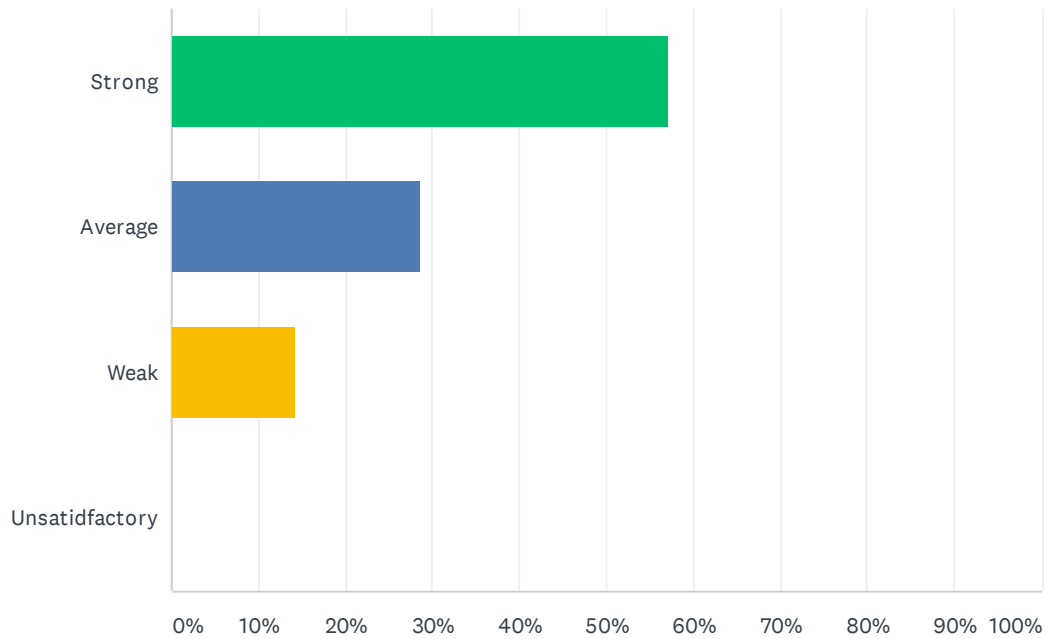
Answered: 8 Skipped: 5



ANSWER CHOICES	RESPONSES	
Strong	87.50%	7
Average	12.50%	1
Weak	0.00%	0
Unsatisfactory	0.00%	0
<b>TOTAL</b>		<b>8</b>

## Q25 Special education teachers have needed access to ALL instructional resources provided to the general education teachers.

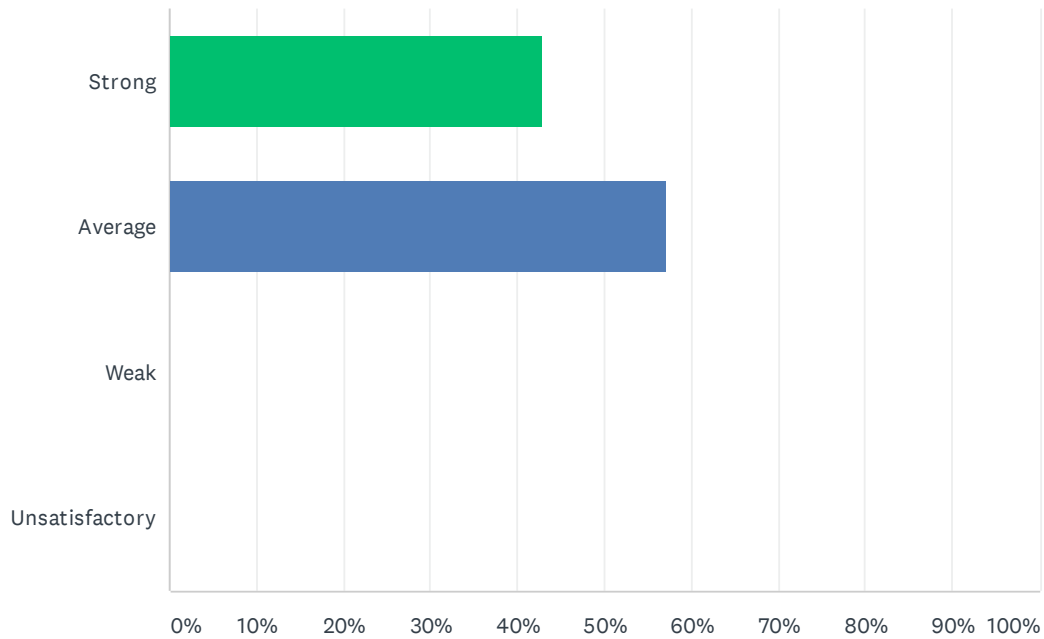
Answered: 7 Skipped: 6



ANSWER CHOICES	RESPONSES	
Strong	57.14%	4
Average	28.57%	2
Weak	14.29%	1
Unsatisfactory	0.00%	0
<b>TOTAL</b>		<b>7</b>

## Q26 Special education teachers are adequately trained in the administration of state assessments and District IEP's.

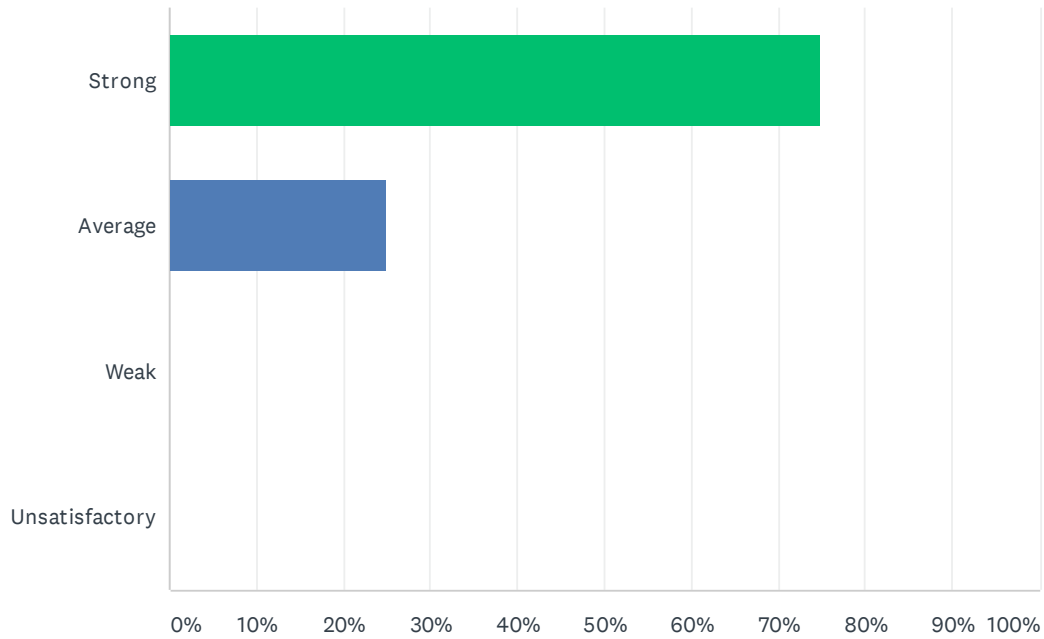
Answered: 7 Skipped: 6



ANSWER CHOICES	RESPONSES	
Strong	42.86%	3
Average	57.14%	4
Weak	0.00%	0
Unsatisfactory	0.00%	0
<b>TOTAL</b>		<b>7</b>

## Q27 The site principal is accessible to discuss special education issues.

Answered: 8 Skipped: 5

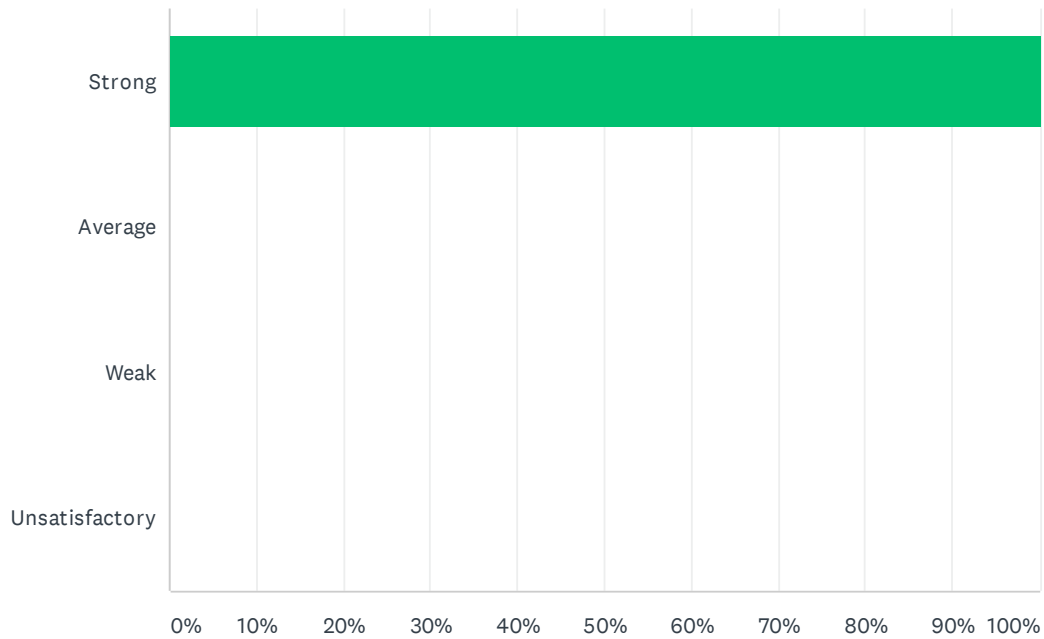


ANSWER CHOICES	RESPONSES	
Strong	75.00%	6
Average	25.00%	2
Weak	0.00%	0
Unsatisfactory	0.00%	0
<b>TOTAL</b>		<b>8</b>



### Q28 The site principal promotes equal opportunities for all students to learn.

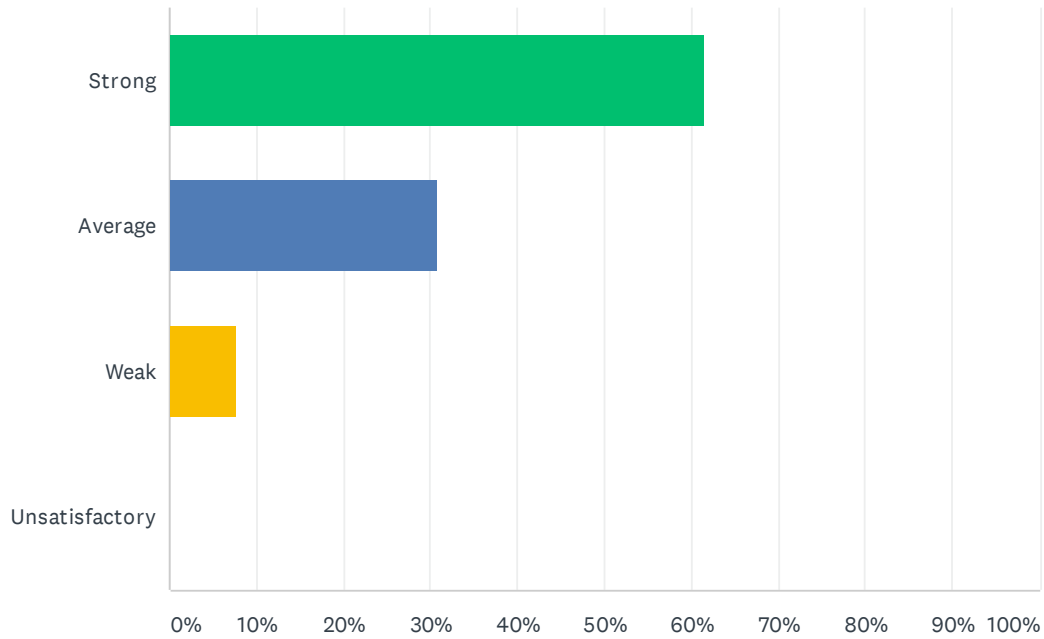
Answered: 9 Skipped: 4



ANSWER CHOICES	RESPONSES	
Strong	100.00%	9
Average	0.00%	0
Weak	0.00%	0
Unsatisfactory	0.00%	0
<b>TOTAL</b>		<b>9</b>

## Q29 PBIS is used effectively and is improving behavior.

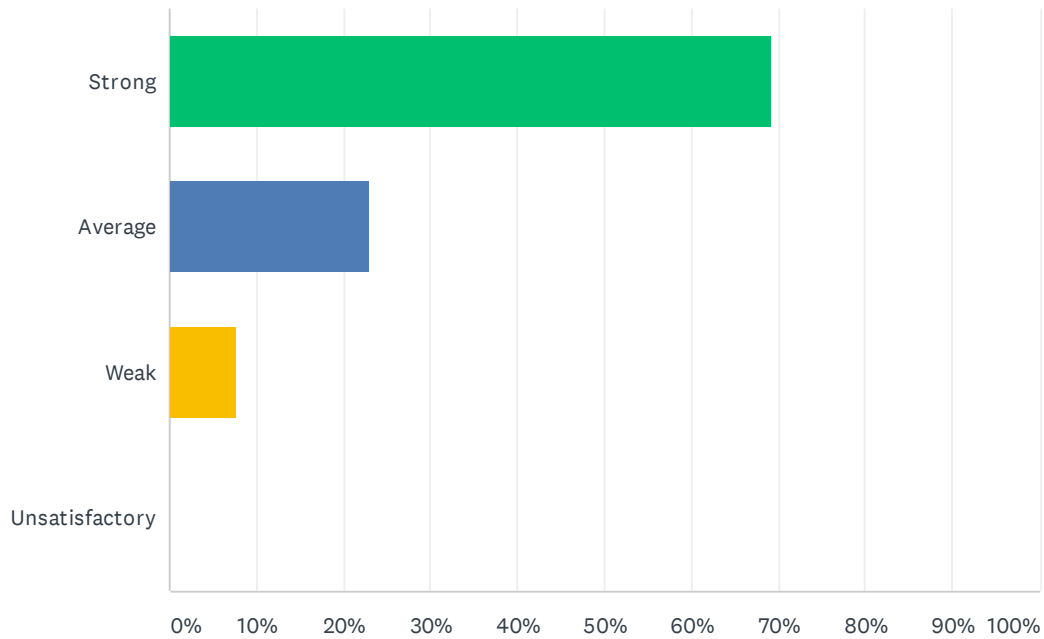
Answered: 13 Skipped: 0



ANSWER CHOICES	RESPONSES	
Strong	61.54%	8
Average	30.77%	4
Weak	7.69%	1
Unsatisfactory	0.00%	0
<b>TOTAL</b>		<b>13</b>

### Q30 PBIS and Behavior Intervention Specialists are creating a safer environment at my site.

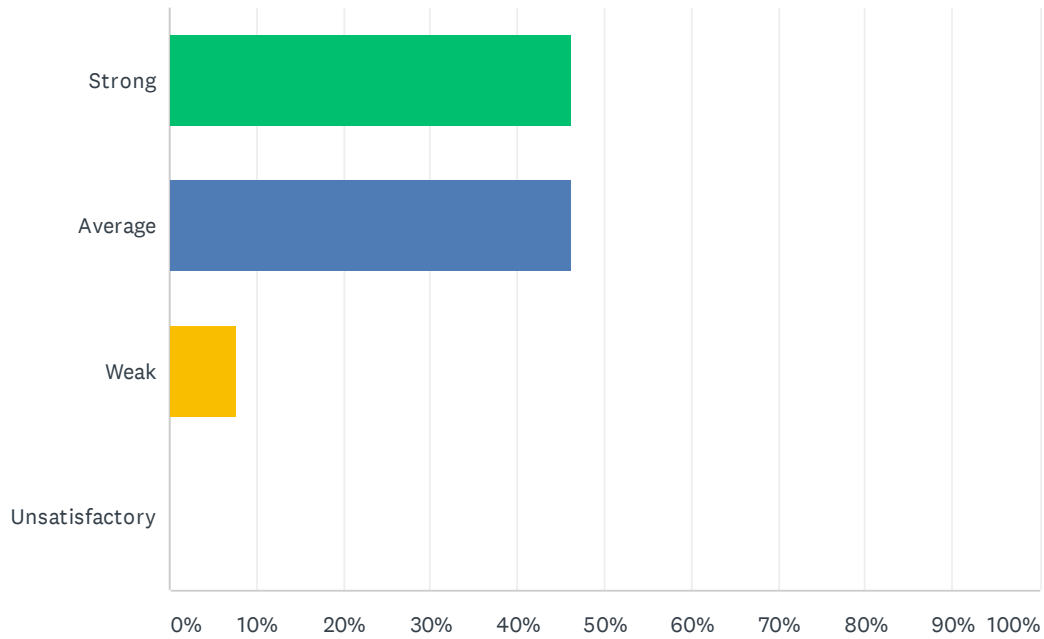
Answered: 13 Skipped: 0



ANSWER CHOICES	RESPONSES	
Strong	69.23%	9
Average	23.08%	3
Weak	7.69%	1
Unsatisfactory	0.00%	0
<b>TOTAL</b>		<b>13</b>

### Q31 Staff and students feel safe at my site.

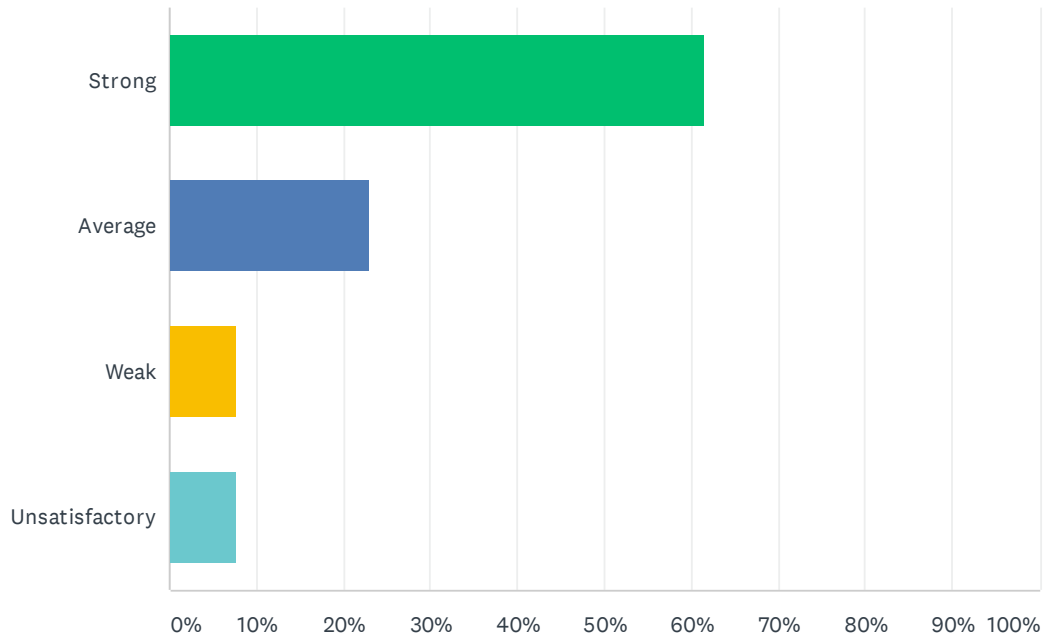
Answered: 13 Skipped: 0



ANSWER CHOICES	RESPONSES	
Strong	46.15%	6
Average	46.15%	6
Weak	7.69%	1
Unsatisfactory	0.00%	0
<b>TOTAL</b>		<b>13</b>

### Q32 Discipline is improving at my site and not interfering with learning.

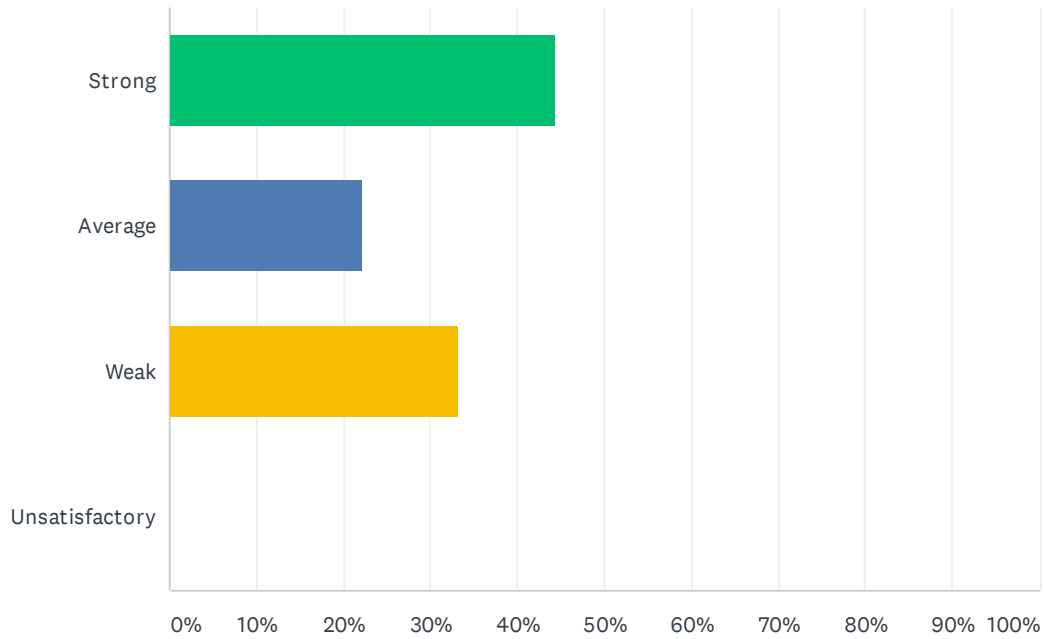
Answered: 13 Skipped: 0



ANSWER CHOICES	RESPONSES	
Strong	61.54%	8
Average	23.08%	3
Weak	7.69%	1
Unsatisfactory	7.69%	1
<b>TOTAL</b>		<b>13</b>

### Q33 Positive referrals are an effective tool in improving discipline.

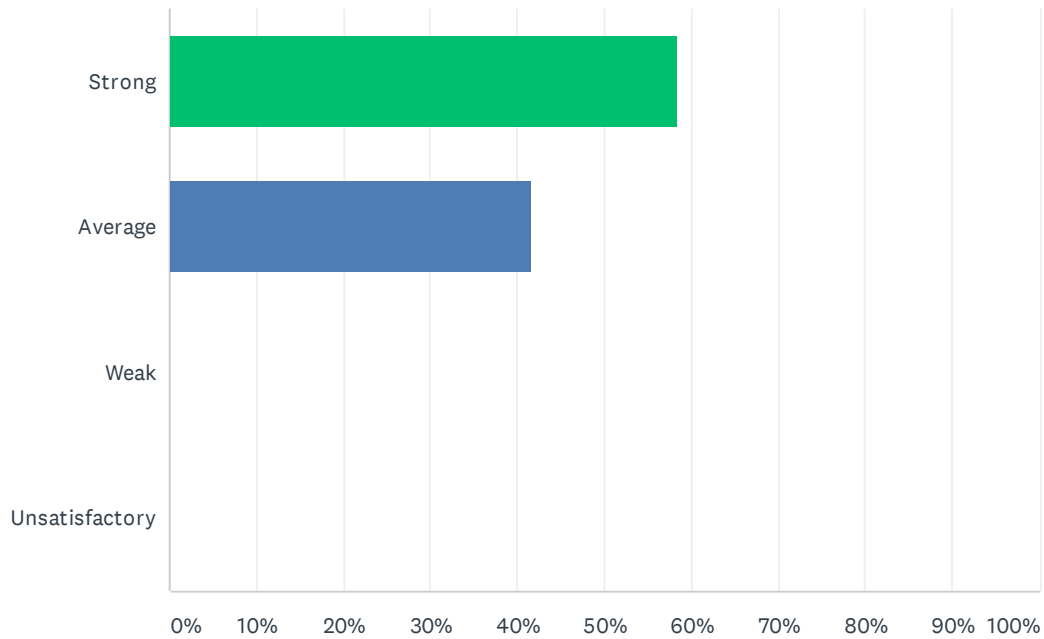
Answered: 9 Skipped: 4



ANSWER CHOICES	RESPONSES	
Strong	44.44%	4
Average	22.22%	2
Weak	33.33%	3
Unsatisfactory	0.00%	0
<b>TOTAL</b>		<b>9</b>

### Q34 When ODR's (office disciplinary referral) are written the teacher's word is valued and trusted.

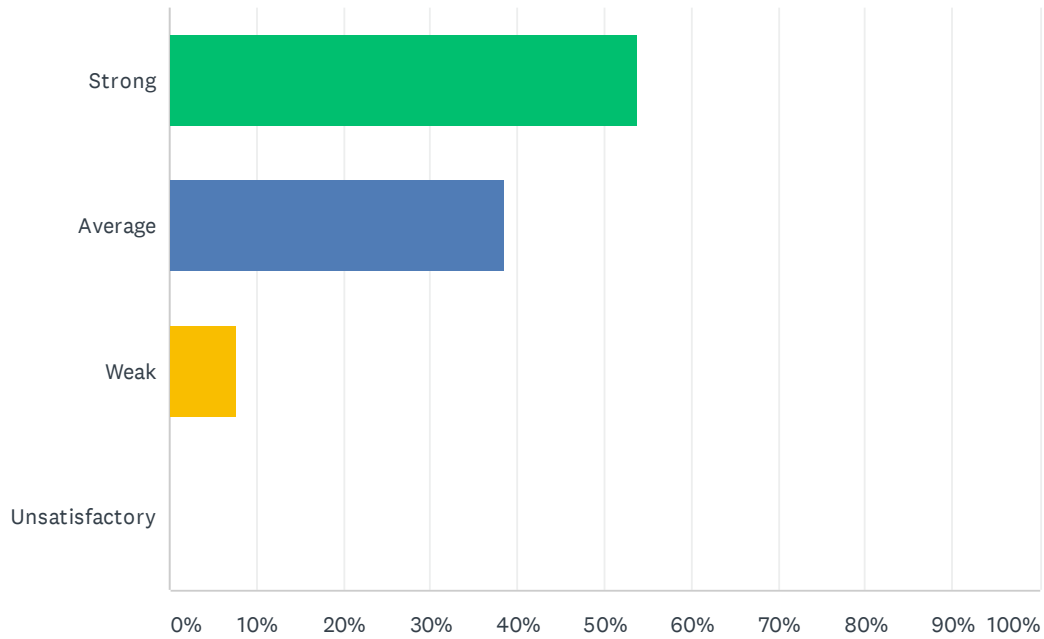
Answered: 12 Skipped: 1



ANSWER CHOICES	RESPONSES	
Strong	58.33%	7
Average	41.67%	5
Weak	0.00%	0
Unsatisfactory	0.00%	0
<b>TOTAL</b>		<b>12</b>

### Q35 My site has a positive atmosphere.

Answered: 13 Skipped: 0

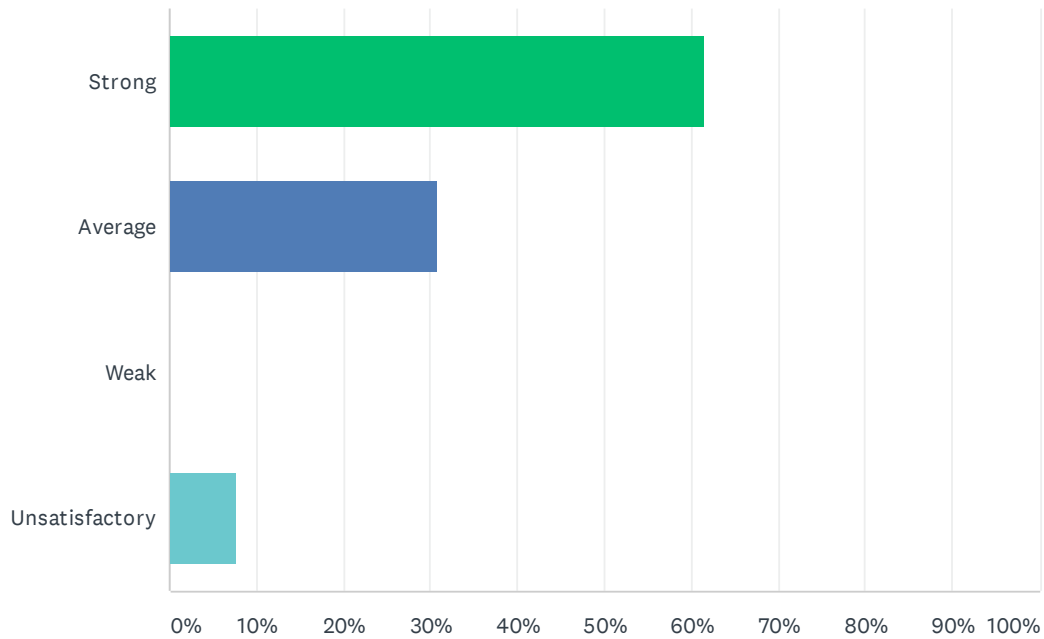


ANSWER CHOICES	RESPONSES	
Strong	53.85%	7
Average	38.46%	5
Weak	7.69%	1
Unsatisfactory	0.00%	0
<b>TOTAL</b>		<b>13</b>



### Q36 I would recommend my site to other employees and prospective teachers.

Answered: 13 Skipped: 0



ANSWER CHOICES	RESPONSES	
Strong	61.54%	8
Average	30.77%	4
Weak	0.00%	0
Unsatisfactory	7.69%	1
<b>TOTAL</b>		<b>13</b>

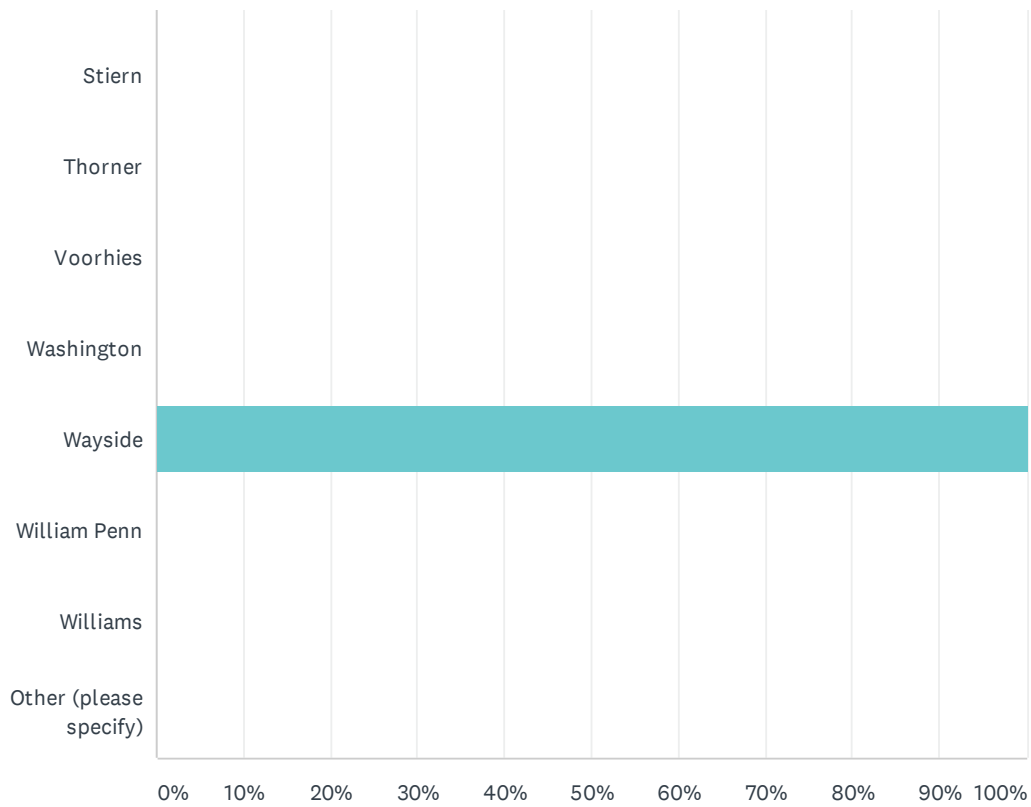
# Q1 School Site (If you work at multiple sites choose your home site OR complete a survey for each site at which you spend significant time.)

Answered: 9 Skipped: 0

Casa Loma										
Cato										
Chavez										
Chipman										
College Hts										
Compton										
Curran										
Downtown										
Ed Center										
Eissler										
Emerson										
Evergreen										
Fletcher										
Frank West										
Franklin										
Fremont										
Garza										
Harding										



# 2019-2020 BETA Administration/Site Climate Survey



2019-2020 BETA Administration/Site Climate Survey

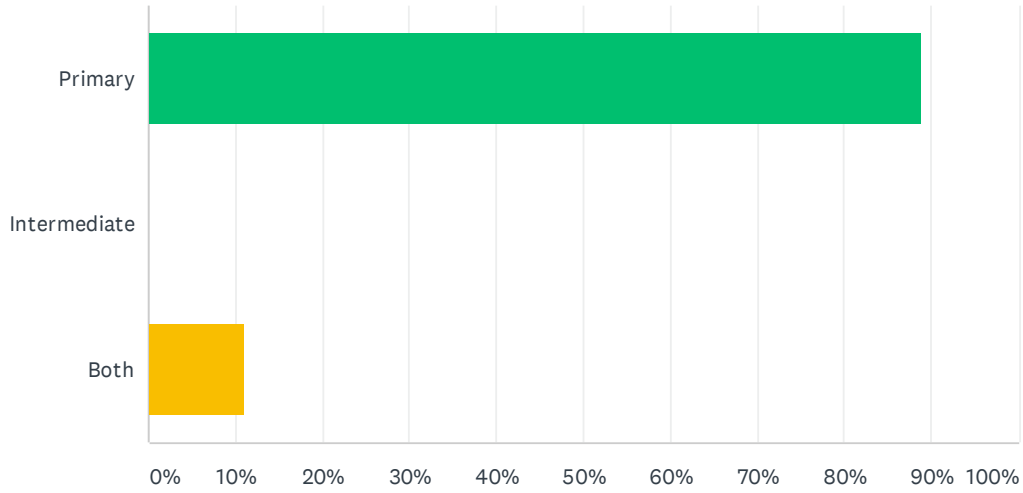
ANSWER CHOICES	RESPONSES	
Casa Loma	0.00%	0
Cato	0.00%	0
Chavez	0.00%	0
Chipman	0.00%	0
College Hts	0.00%	0
Compton	0.00%	0
Curran	0.00%	0
Downtown	0.00%	0
Ed Center	0.00%	0
Eissler	0.00%	0
Emerson	0.00%	0
Evergreen	0.00%	0
Fletcher	0.00%	0
Frank West	0.00%	0
Franklin	0.00%	0
Fremont	0.00%	0
Garza	0.00%	0
Harding	0.00%	0
Harris	0.00%	0
Horace Mann	0.00%	0
Hort	0.00%	0
Jefferson	0.00%	0
Longfellow	0.00%	0
McKinley	0.00%	0
Mt.Vernon	0.00%	0
Munsey	0.00%	0
Nichols	0.00%	0
Noble	0.00%	0
Nurses	0.00%	0
Owens Intermediate	0.00%	0
Owens Primary	0.00%	0
Pauly	0.00%	0

2019-2020 BETA Administration/Site Climate Survey

Pioneer	0.00%	0
Rafer Johnson	0.00%	0
Roosevelt	0.00%	0
Sequoia	0.00%	0
Sierra	0.00%	0
Special Ed Office	0.00%	0
Stella Hills	0.00%	0
Stiern	0.00%	0
Thorner	0.00%	0
Voorhies	0.00%	0
Washington	0.00%	0
Wayside	100.00%	9
William Penn	0.00%	0
Williams	0.00%	0
Other (please specify)	0.00%	0
Total Respondents: 9		

## Q2 Instructional Grade Level or Support Services

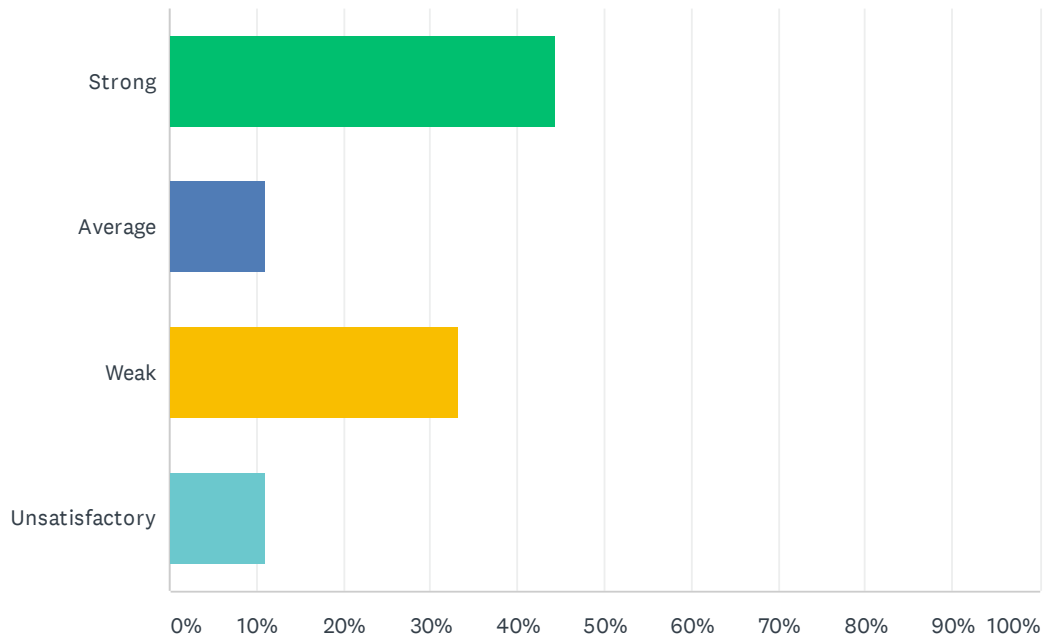
Answered: 9 Skipped: 0



ANSWER CHOICES	RESPONSES	
Primary	88.89%	8
Intermediate	0.00%	0
Both	11.11%	1
TOTAL		9

### Q3 Site administration is sensitive to the needs of students, staff, and community.

Answered: 9 Skipped: 0

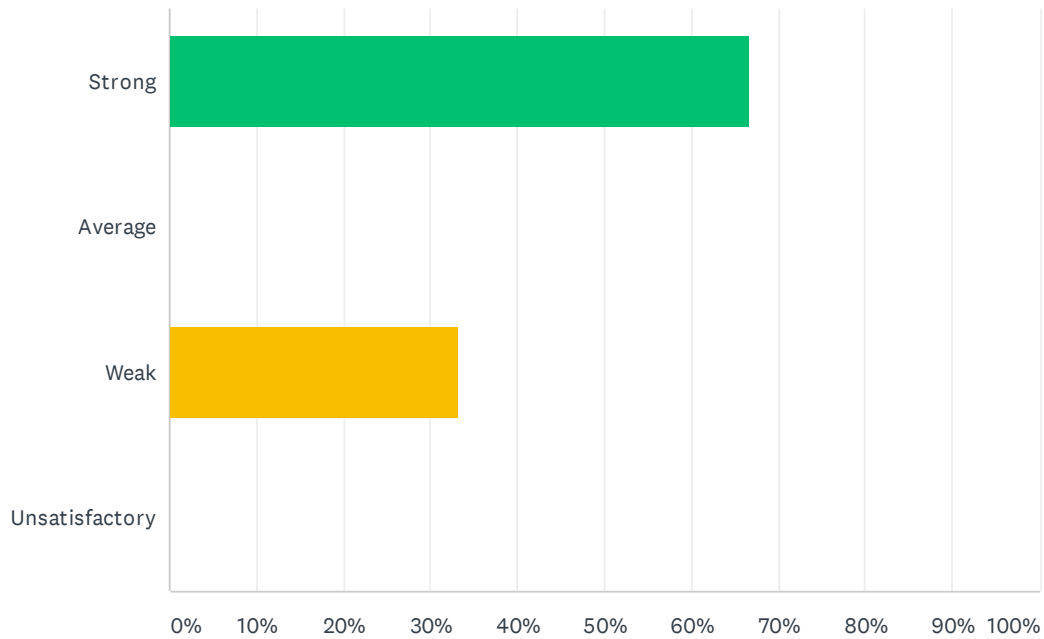


ANSWER CHOICES	RESPONSES	
Strong	44.44%	4
Average	11.11%	1
Weak	33.33%	3
Unsatisfactory	11.11%	1
<b>TOTAL</b>		<b>9</b>



## Q4 Site administration treats staff with respect; you feel like a valued member of a team

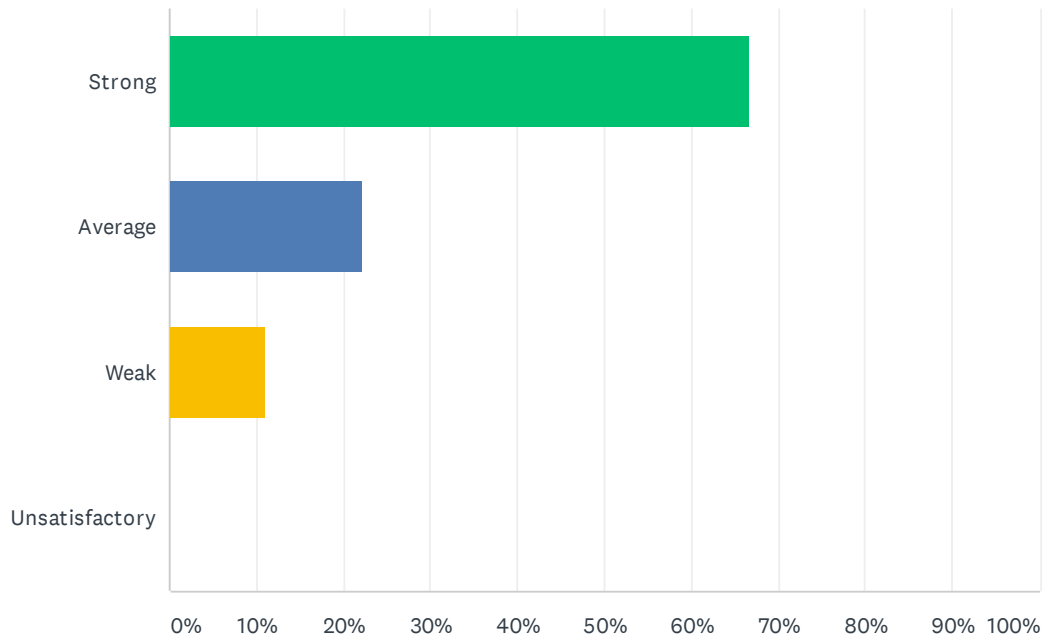
Answered: 9 Skipped: 0



ANSWER CHOICES	RESPONSES	
Strong	66.67%	6
Average	0.00%	0
Weak	33.33%	3
Unsatisfactory	0.00%	0
<b>TOTAL</b>		<b>9</b>

### Q5 Site administration conducts classroom visits (walk-through) in least the disruptive manner and leaves timely feedback (within 24 hours).

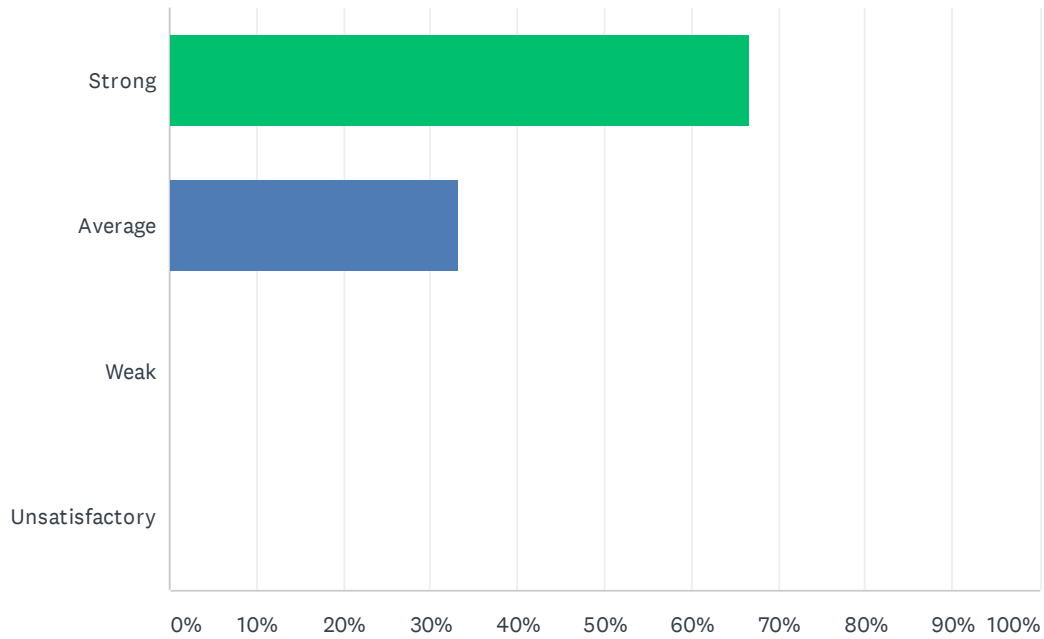
Answered: 9 Skipped: 0



ANSWER CHOICES	RESPONSES
Strong	66.67% 6
Average	22.22% 2
Weak	11.11% 1
Unsatisfactory	0.00% 0
<b>TOTAL</b>	<b>9</b>

## Q6 Site administration follows the contract and respects personal rights.

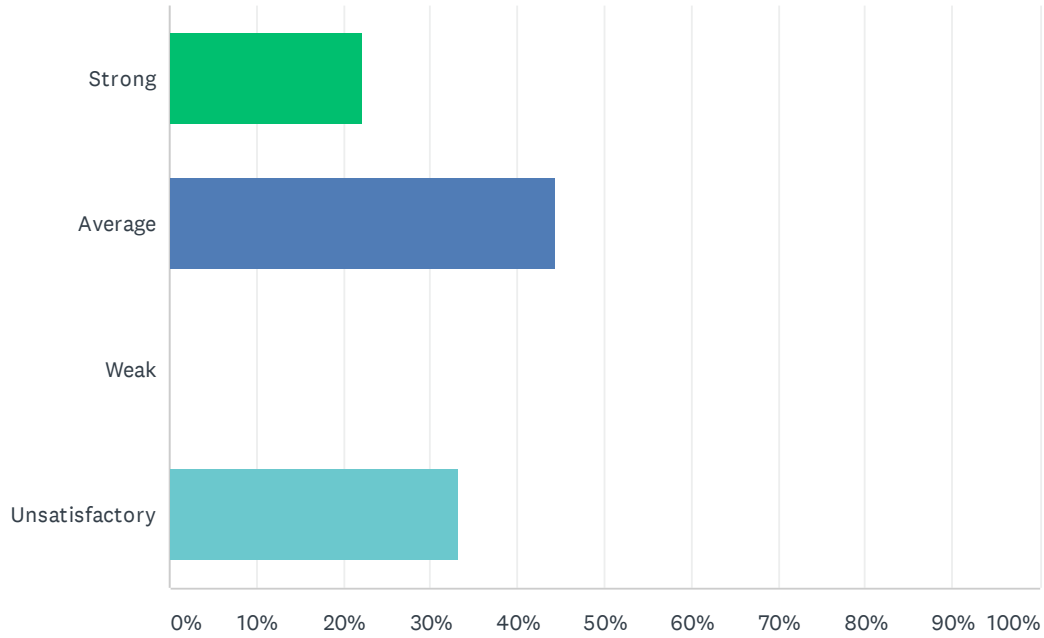
Answered: 9 Skipped: 0



ANSWER CHOICES	RESPONSES	
Strong	66.67%	6
Average	33.33%	3
Weak	0.00%	0
Unsatisfactory	0.00%	0
<b>TOTAL</b>		<b>9</b>

### Q7 Administration utilizes staff according to their job description (ie. Coaches, APL's, Specialists & Staff).

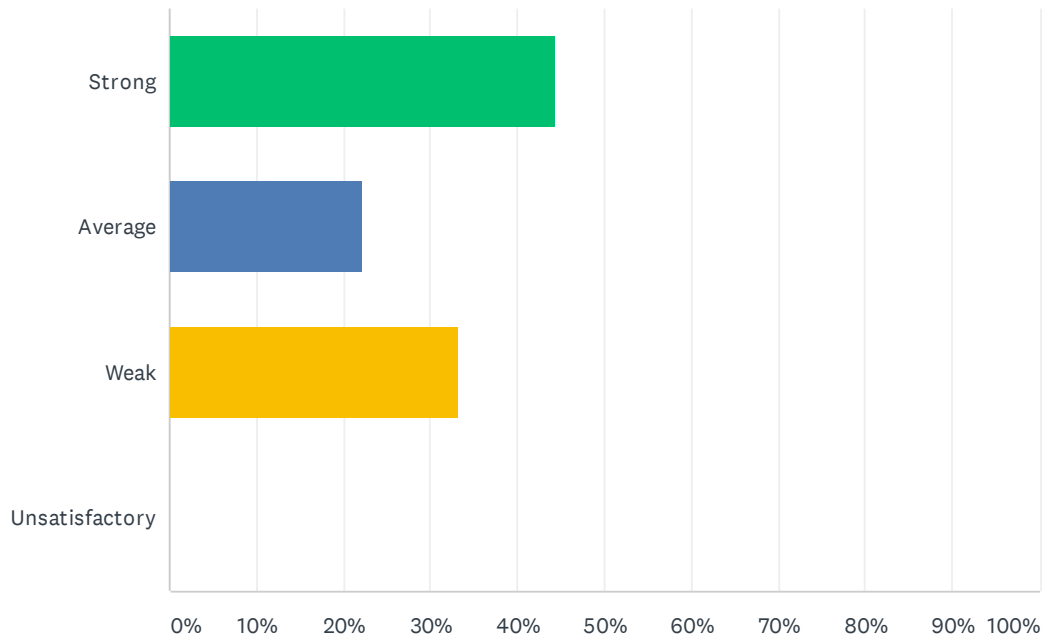
Answered: 9 Skipped: 0



ANSWER CHOICES	RESPONSES	
Strong	22.22%	2
Average	44.44%	4
Weak	0.00%	0
Unsatisfactory	33.33%	3
<b>TOTAL</b>		<b>9</b>

## Q8 Administration maintains open communication with staff, parents, and students.

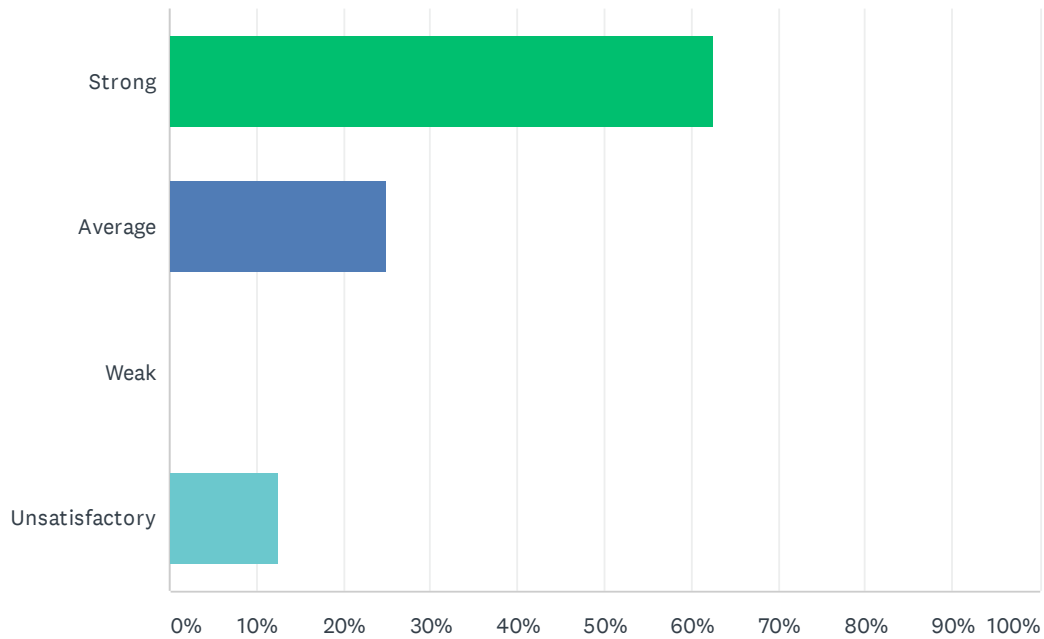
Answered: 9 Skipped: 0



ANSWER CHOICES	RESPONSES	
Strong	44.44%	4
Average	22.22%	2
Weak	33.33%	3
Unsatisfactory	0.00%	0
<b>TOTAL</b>		<b>9</b>

## Q9 Administration supports staff against attacks and criticism from parents.

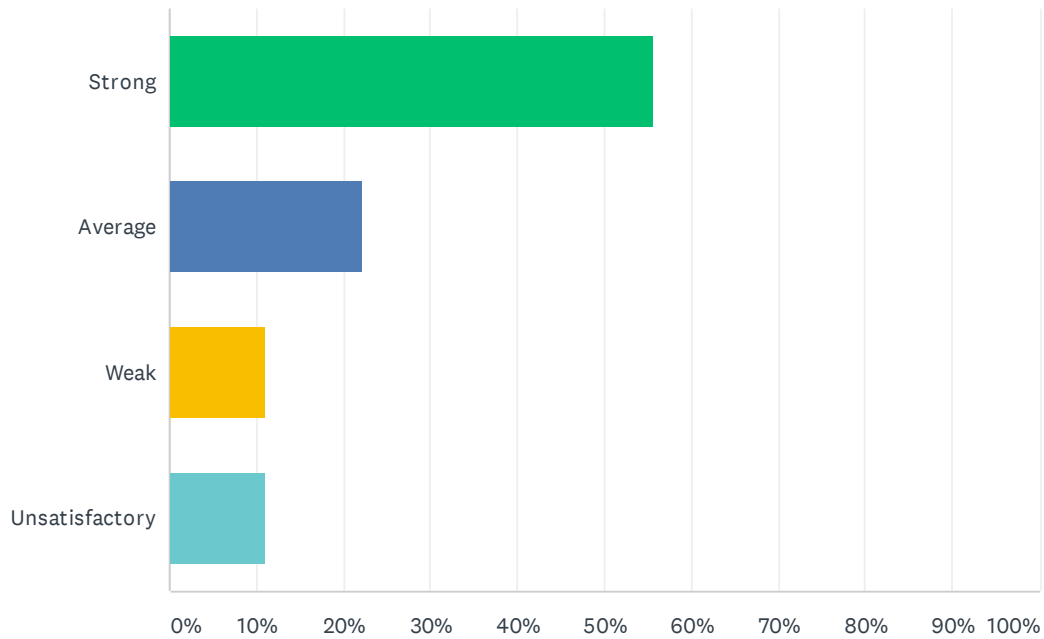
Answered: 8 Skipped: 1



ANSWER CHOICES	RESPONSES	
Strong	62.50%	5
Average	25.00%	2
Weak	0.00%	0
Unsatisfactory	12.50%	1
<b>TOTAL</b>		<b>8</b>

### Q10 Site administration treats all teachers equally; there is no preferential treatment.

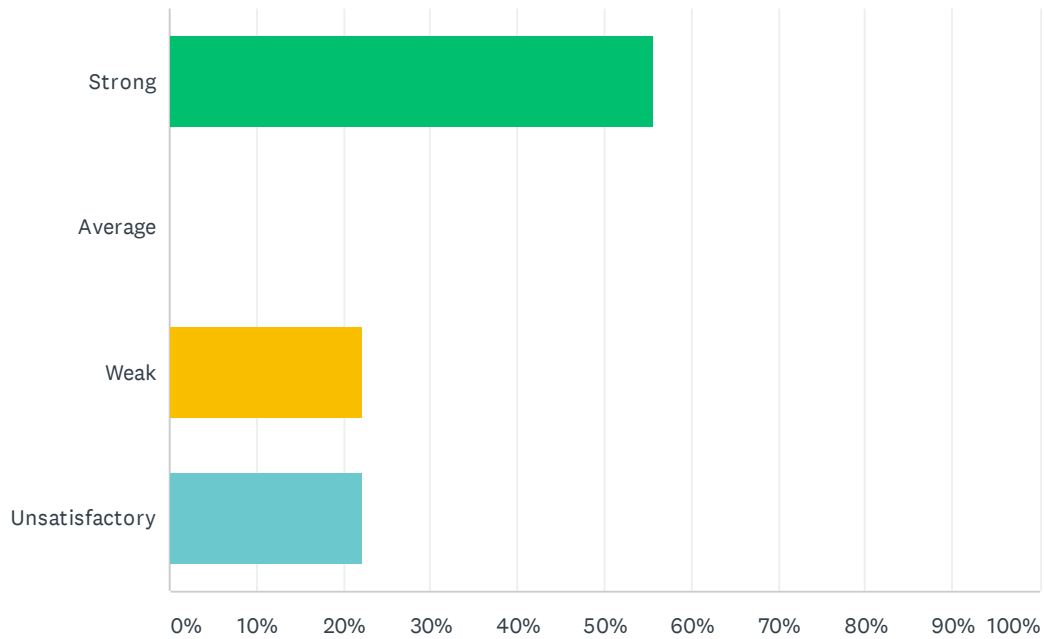
Answered: 9 Skipped: 0



ANSWER CHOICES	RESPONSES	
Strong	55.56%	5
Average	22.22%	2
Weak	11.11%	1
Unsatisfactory	11.11%	1
<b>TOTAL</b>		<b>9</b>

### Q11 Administration supports classroom discipline procedures and follows District discipline guidelines.

Answered: 9 Skipped: 0

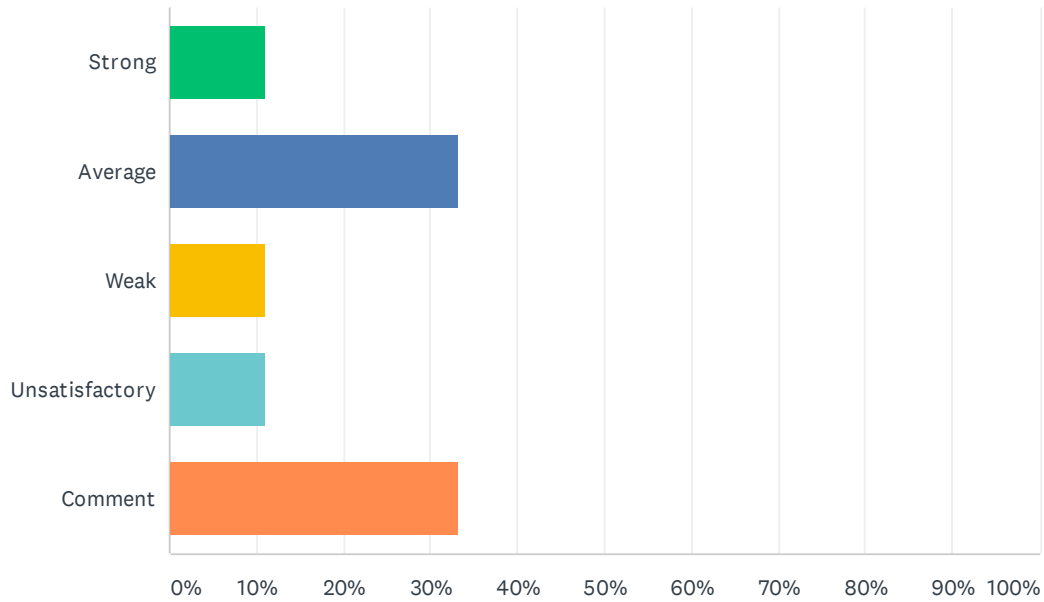


ANSWER CHOICES	RESPONSES	
Strong	55.56%	5
Average	0.00%	0
Weak	22.22%	2
Unsatisfactory	22.22%	2
<b>TOTAL</b>		<b>9</b>



### Q12 Administration processes ODR's (Office Disciplinary Referrals) within 48 hours and supports staff when discipline moves beyond classroom managed behaviors.

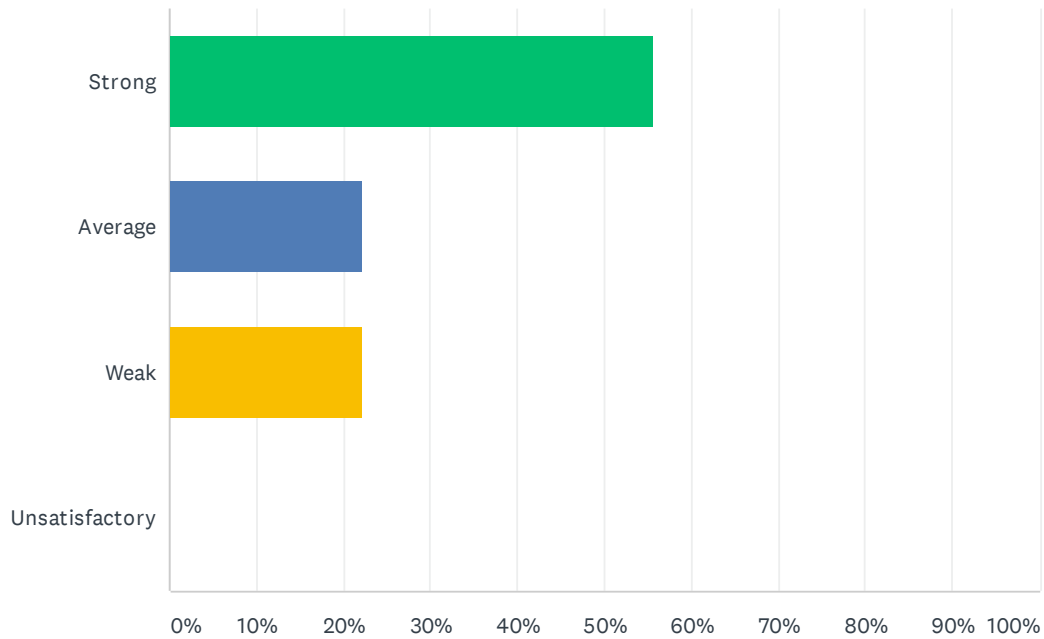
Answered: 9 Skipped: 0



ANSWER CHOICES	RESPONSES	
Strong	11.11%	1
Average	33.33%	3
Weak	11.11%	1
Unsatisfactory	11.11%	1
Comment	33.33%	3
<b>TOTAL</b>		<b>9</b>

### Q13 Administration treats teachers as professionals; the teacher's word is not disregarded in favor of the student's.

Answered: 9 Skipped: 0



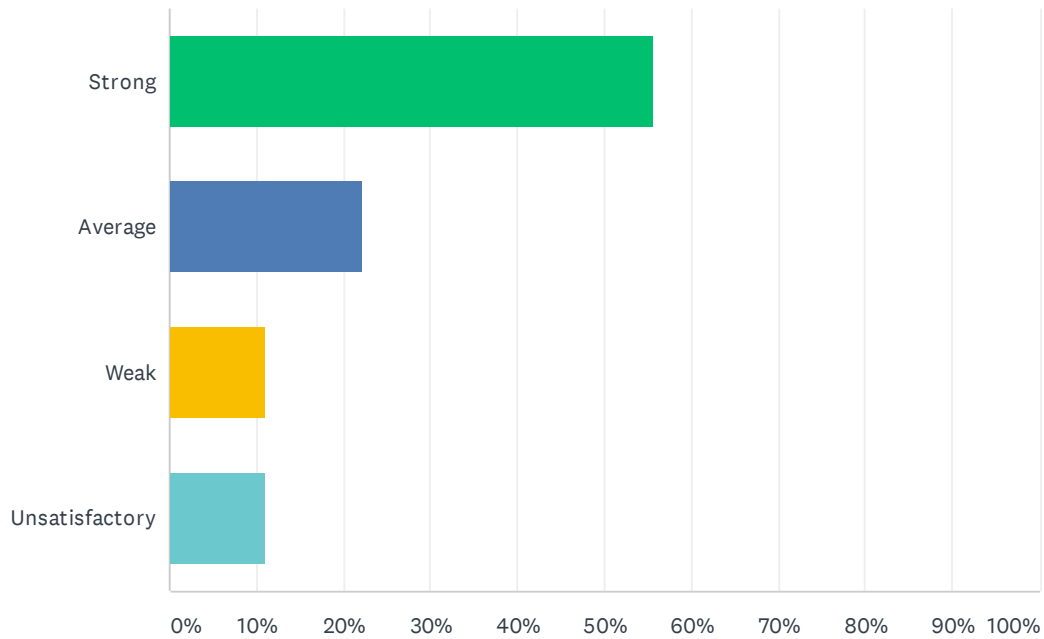
ANSWER CHOICES	RESPONSES	
Strong	55.56%	5
Average	22.22%	2
Weak	22.22%	2
Unsatisfactory	0.00%	0
<b>TOTAL</b>		<b>9</b>

**Q14 How do you feel that your administration positively/negatively impacts working conditions at your site?**

Answered: 4 Skipped: 5

## Q15 Site staff is involved in setting school policies and budgetary priorities.

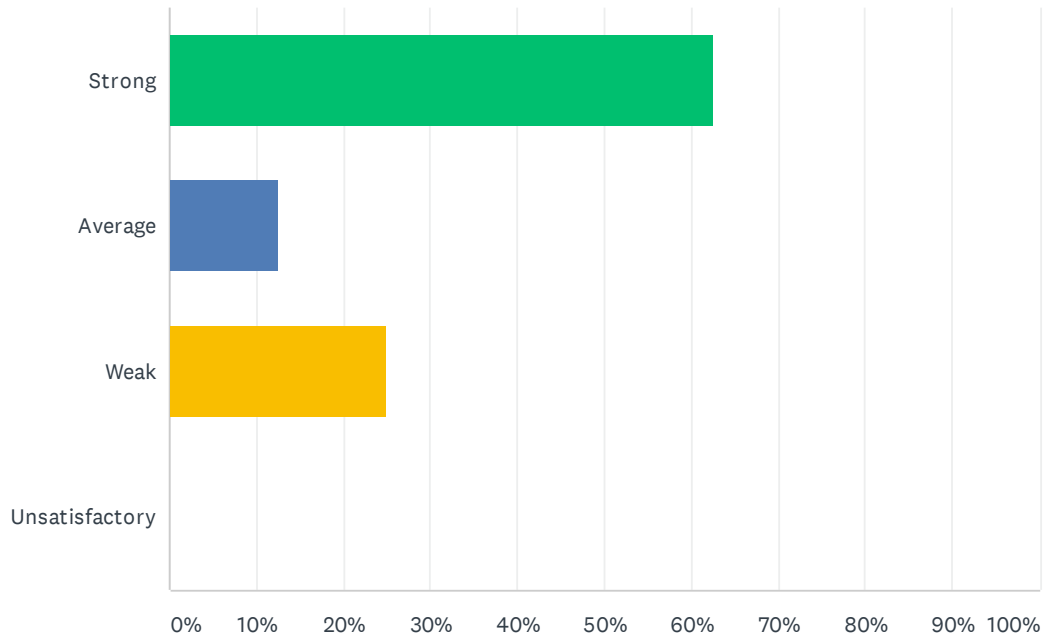
Answered: 9 Skipped: 0



ANSWER CHOICES	RESPONSES	
Strong	55.56%	5
Average	22.22%	2
Weak	11.11%	1
Unsatisfactory	11.11%	1
TOTAL		9

## Q16 Site meetings are productive and not excessive.

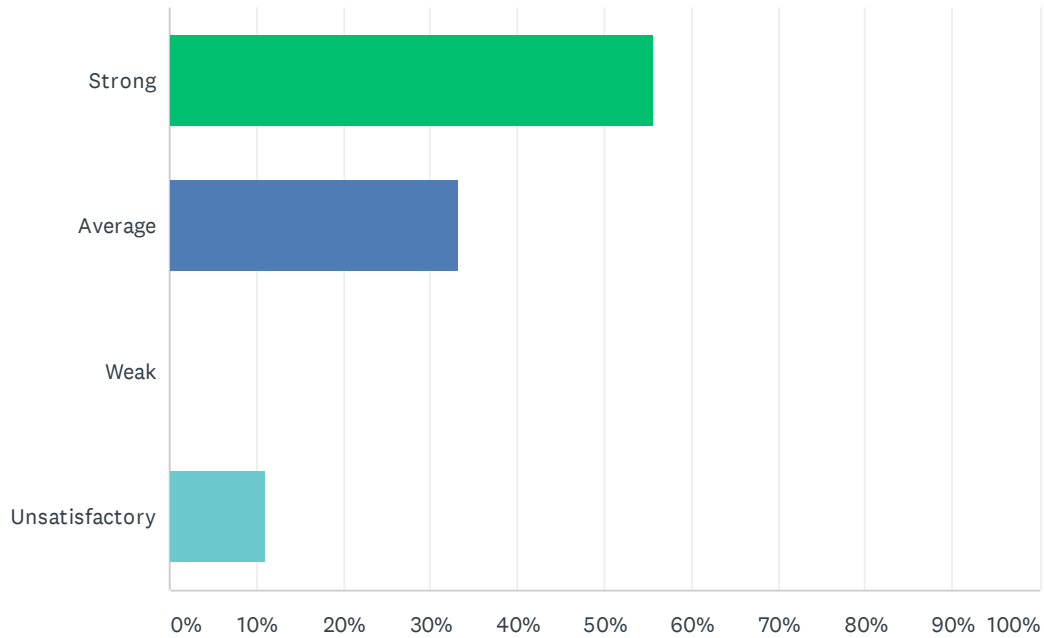
Answered: 8 Skipped: 1



ANSWER CHOICES	RESPONSES	
Strong	62.50%	5
Average	12.50%	1
Weak	25.00%	2
Unsatisfactory	0.00%	0
<b>TOTAL</b>		<b>8</b>

Q17 Bank days are used for PLC activities; Site administration uses two Bank Days a month and staff gets uninterrupted planning/preparation time twice a month during Bank Days.

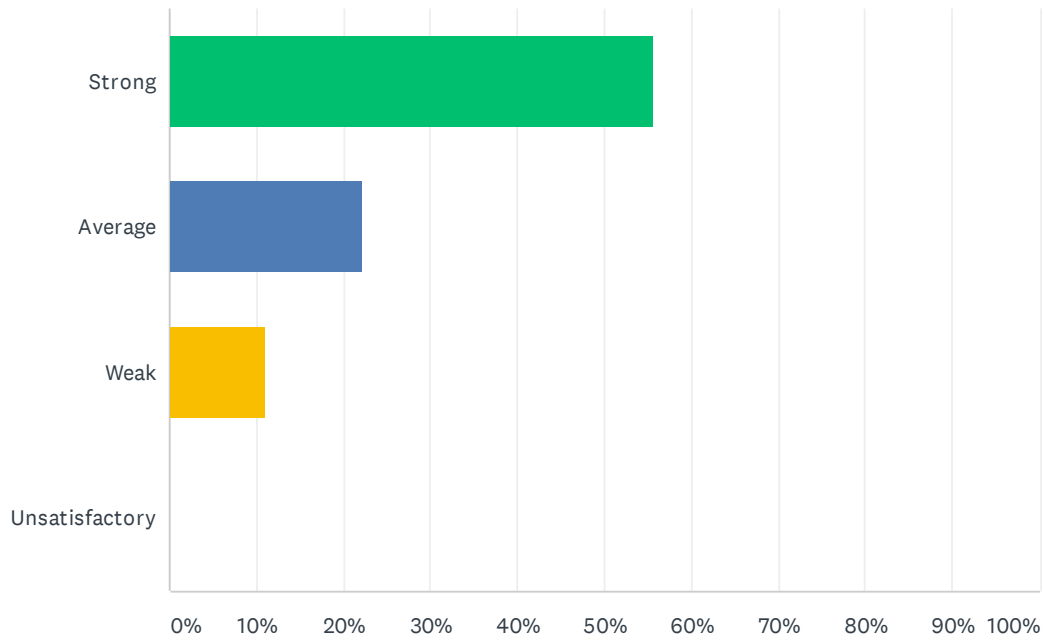
Answered: 9 Skipped: 0



ANSWER CHOICES	RESPONSES
Strong	55.56% 5
Average	33.33% 3
Weak	0.00% 0
Unsatisfactory	11.11% 1
TOTAL	9

### Q18 My site receives daily consecutive uninterrupted planning/preparation time. (30 minutes / 40 minutes)

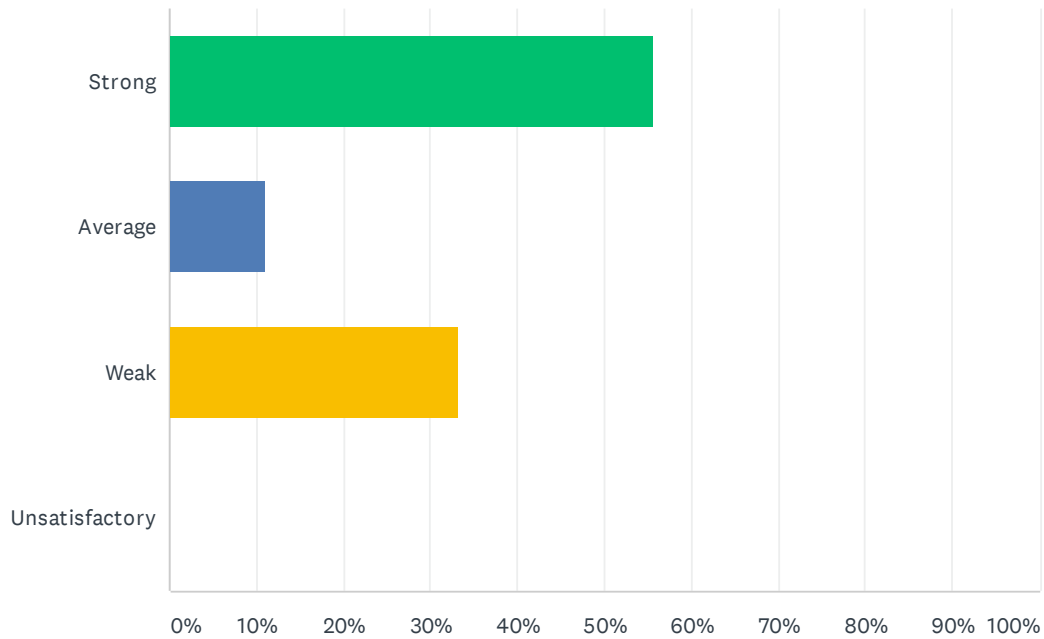
Answered: 9 Skipped: 0



ANSWER CHOICES	RESPONSES	
Strong	55.56%	5
Average	22.22%	2
Weak	11.11%	1
Unsatisfactory	0.00%	0
<b>TOTAL</b>		<b>9</b>

### Q19 Staff is given time to input district required data (ie. Benchmarks, Dibels, CFAs, Report Card, and etc).

Answered: 9 Skipped: 0

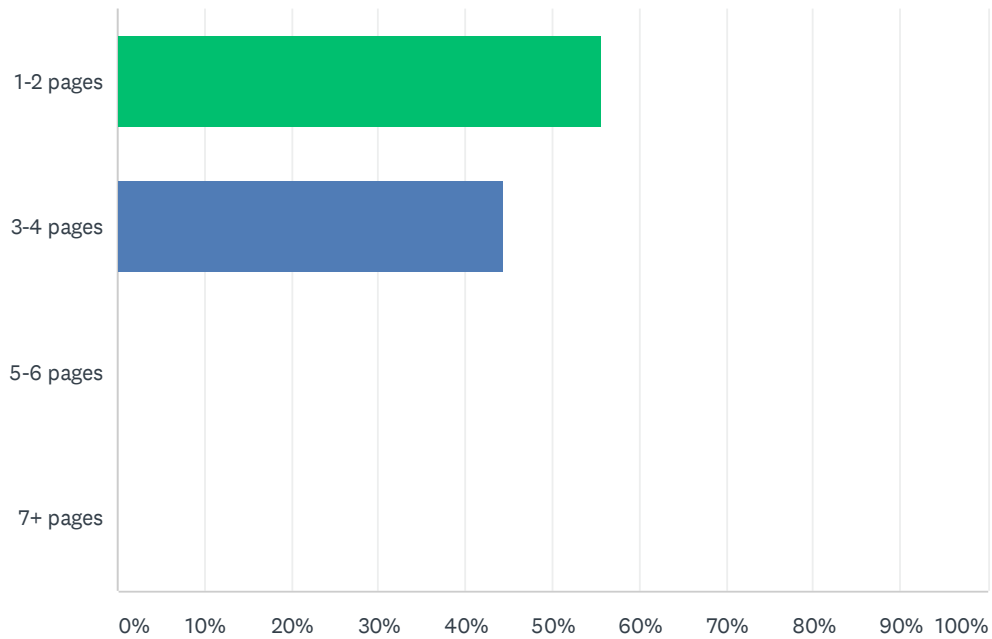


ANSWER CHOICES	RESPONSES	
Strong	55.56%	5
Average	11.11%	1
Weak	33.33%	3
Unsatisfactory	0.00%	0
<b>TOTAL</b>		<b>9</b>



## Q20 Teachers are required to submit complete, but not excessively lengthy lesson plans.

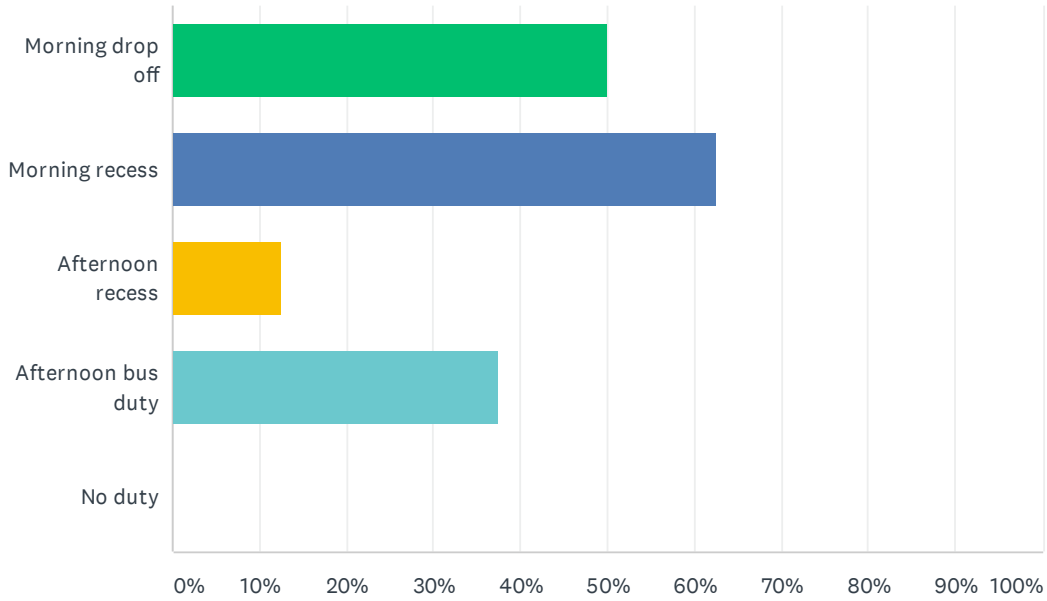
Answered: 9 Skipped: 0



ANSWER CHOICES	RESPONSES
1-2 pages	55.56% 5
3-4 pages	44.44% 4
5-6 pages	0.00% 0
7+ pages	0.00% 0
TOTAL	9

## Q21 Staff has recess and/or bus duty.

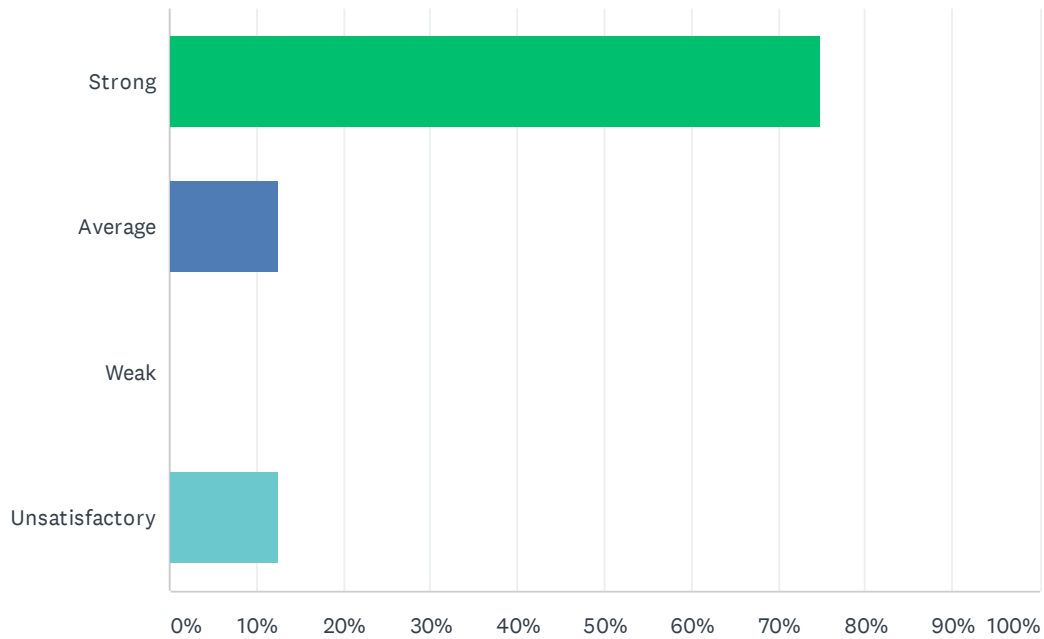
Answered: 8 Skipped: 1



ANSWER CHOICES	RESPONSES
Morning drop off	50.00% 4
Morning recess	62.50% 5
Afternoon recess	12.50% 1
Afternoon bus duty	37.50% 3
No duty	0.00% 0
Total Respondents: 8	

## Q22 The Special Education Department is assisting you with your questions, problems, and concerns.

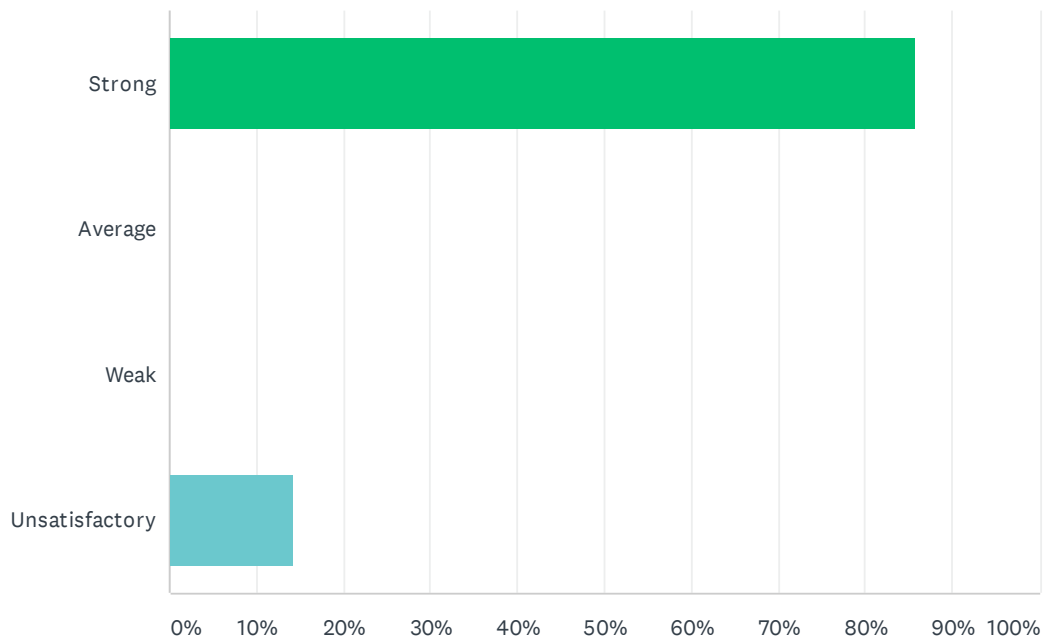
Answered: 8 Skipped: 1



ANSWER CHOICES	RESPONSES	
Strong	75.00%	6
Average	12.50%	1
Weak	0.00%	0
Unsatisfactory	12.50%	1
<b>TOTAL</b>		<b>8</b>

## Q23 Special Education class size is balanced within each program to ensure student safety and individualized instruction.

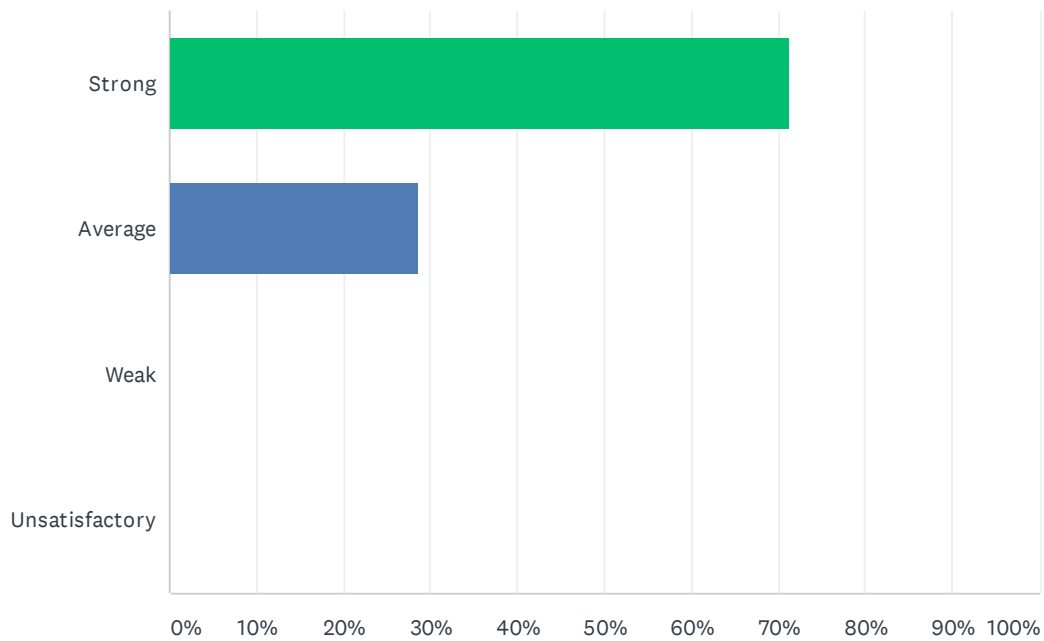
Answered: 7 Skipped: 2



ANSWER CHOICES	RESPONSES	
Strong	85.71%	6
Average	0.00%	0
Weak	0.00%	0
Unsatisfactory	14.29%	1
<b>TOTAL</b>		<b>7</b>

## Q24 Special education teachers have opportunities to participate in school-based, content area staff development.

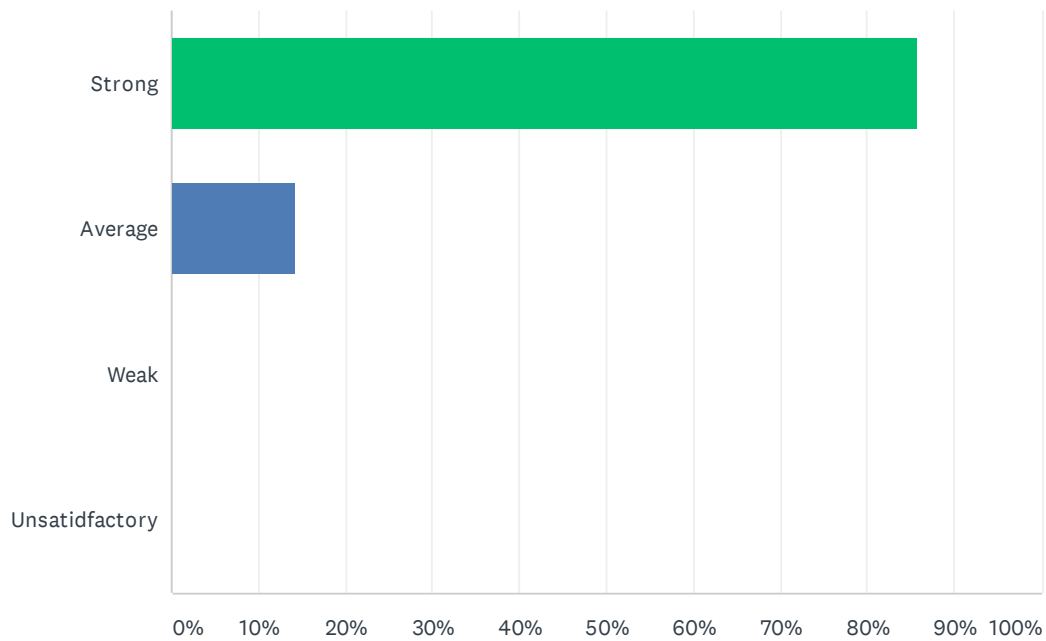
Answered: 7 Skipped: 2



ANSWER CHOICES	RESPONSES	
Strong	71.43%	5
Average	28.57%	2
Weak	0.00%	0
Unsatisfactory	0.00%	0
<b>TOTAL</b>		<b>7</b>

## Q25 Special education teachers have needed access to ALL instructional resources provided to the general education teachers.

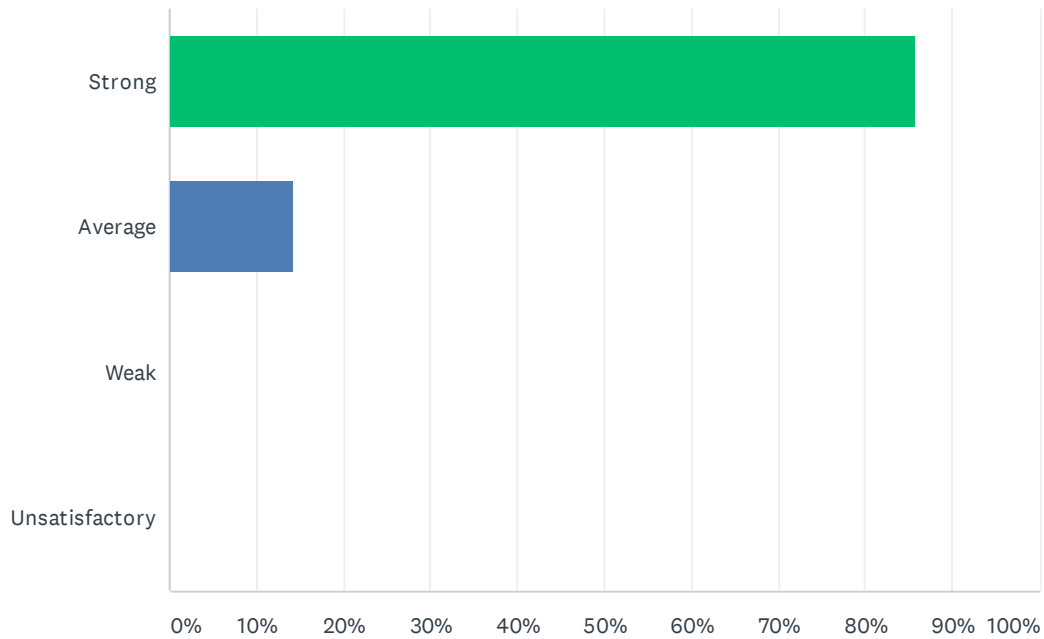
Answered: 7 Skipped: 2



ANSWER CHOICES	RESPONSES	
Strong	85.71%	6
Average	14.29%	1
Weak	0.00%	0
Unsatisfactory	0.00%	0
<b>TOTAL</b>		<b>7</b>

## Q26 Special education teachers are adequately trained in the administration of state assessments and District IEP's.

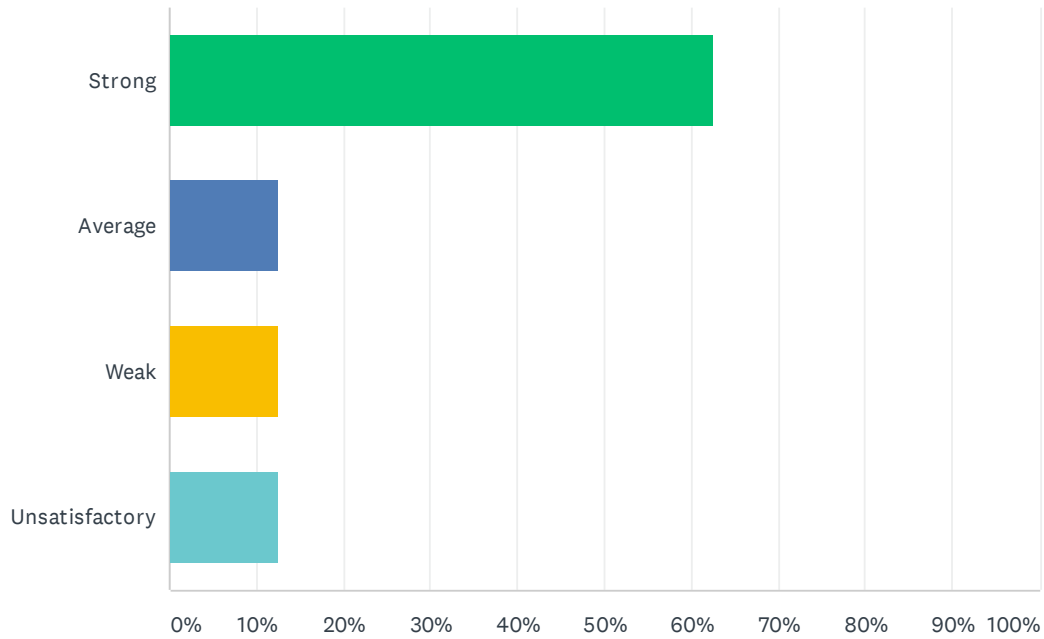
Answered: 7 Skipped: 2



ANSWER CHOICES	RESPONSES	
Strong	85.71%	6
Average	14.29%	1
Weak	0.00%	0
Unsatisfactory	0.00%	0
<b>TOTAL</b>		<b>7</b>

## Q27 The site principal is accessible to discuss special education issues.

Answered: 8 Skipped: 1

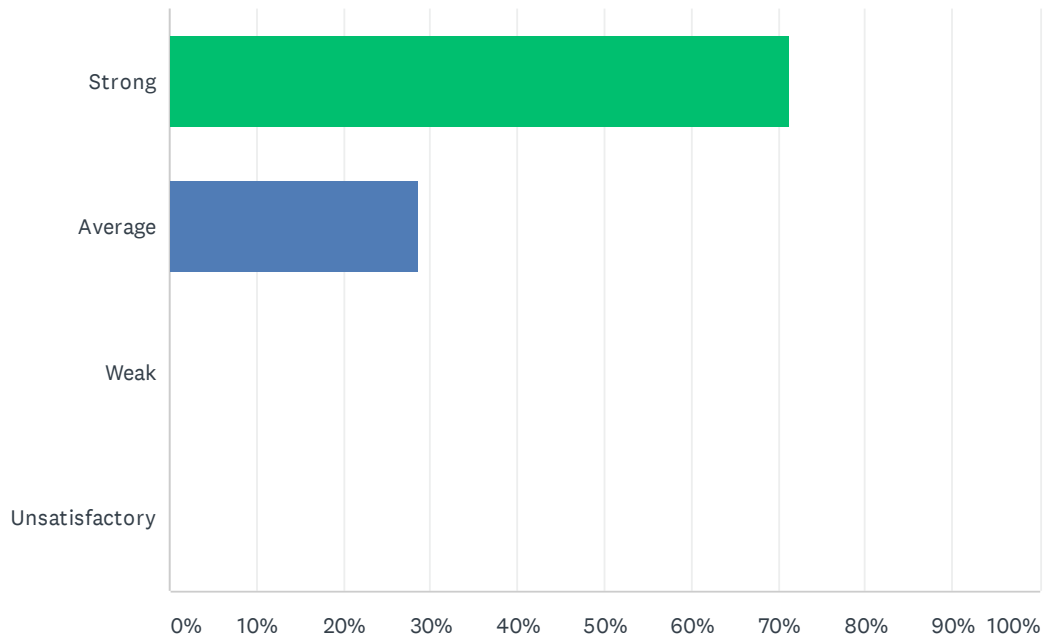


ANSWER CHOICES	RESPONSES	
Strong	62.50%	5
Average	12.50%	1
Weak	12.50%	1
Unsatisfactory	12.50%	1
<b>TOTAL</b>		<b>8</b>



## Q28 The site principal promotes equal opportunities for all students to learn.

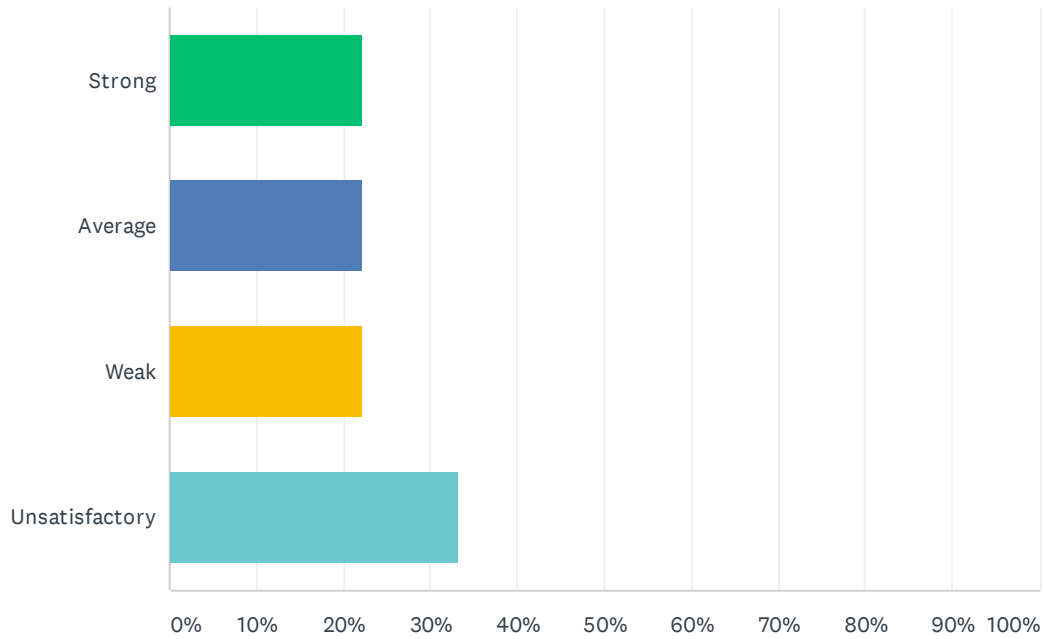
Answered: 7 Skipped: 2



ANSWER CHOICES	RESPONSES	
Strong	71.43%	5
Average	28.57%	2
Weak	0.00%	0
Unsatisfactory	0.00%	0
<b>TOTAL</b>		<b>7</b>

## Q29 PBIS is used effectively and is improving behavior.

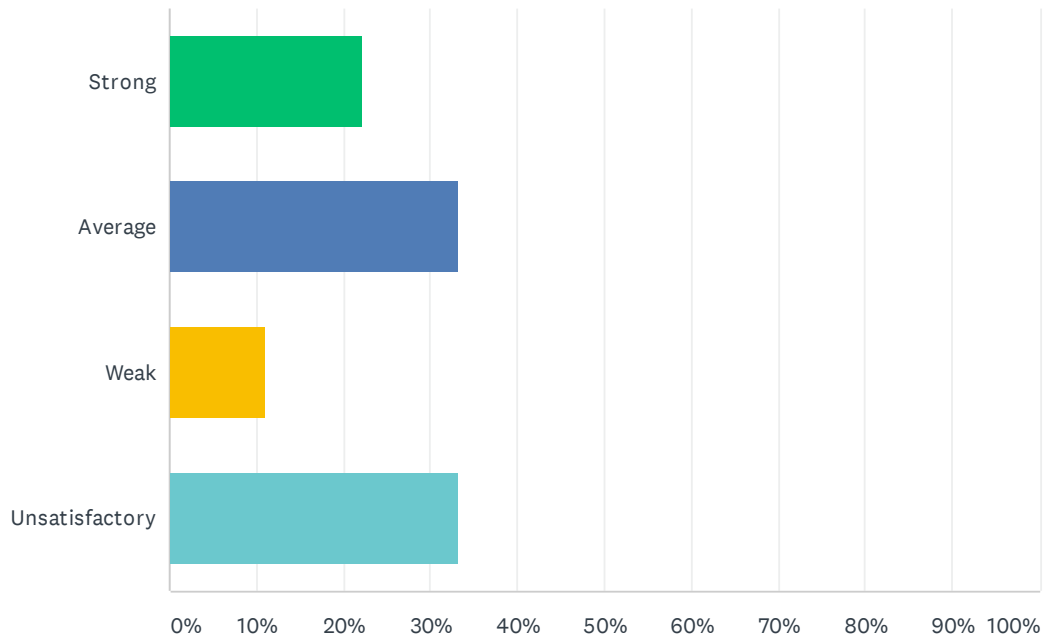
Answered: 9 Skipped: 0



ANSWER CHOICES	RESPONSES	
Strong	22.22%	2
Average	22.22%	2
Weak	22.22%	2
Unsatisfactory	33.33%	3
<b>TOTAL</b>		<b>9</b>

### Q30 PBIS and Behavior Intervention Specialists are creating a safer environment at my site.

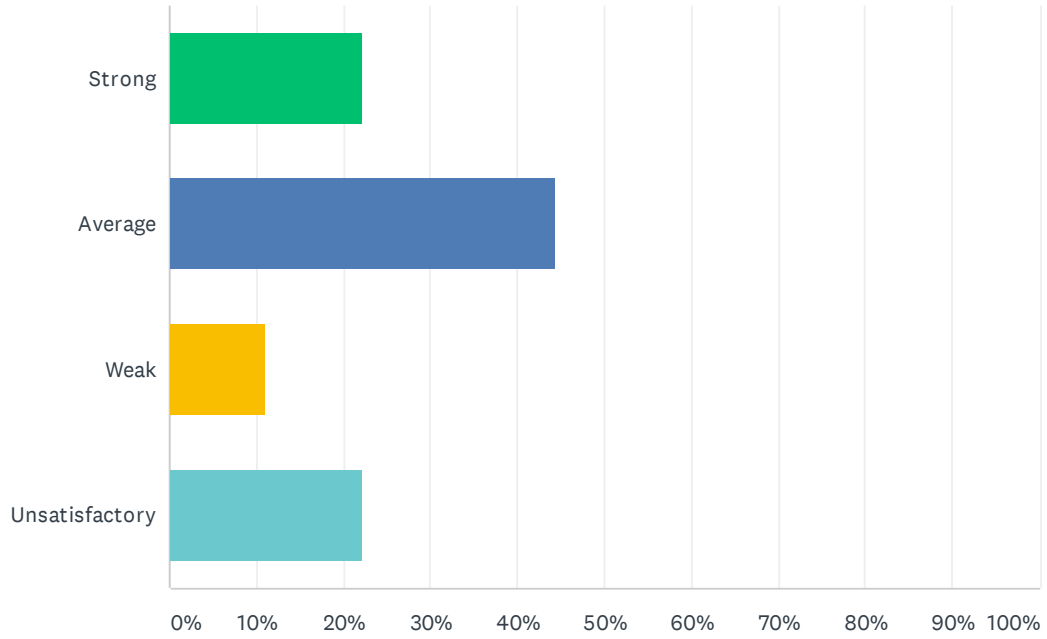
Answered: 9 Skipped: 0



ANSWER CHOICES	RESPONSES	
Strong	22.22%	2
Average	33.33%	3
Weak	11.11%	1
Unsatisfactory	33.33%	3
<b>TOTAL</b>		<b>9</b>

### Q31 Staff and students feel safe at my site.

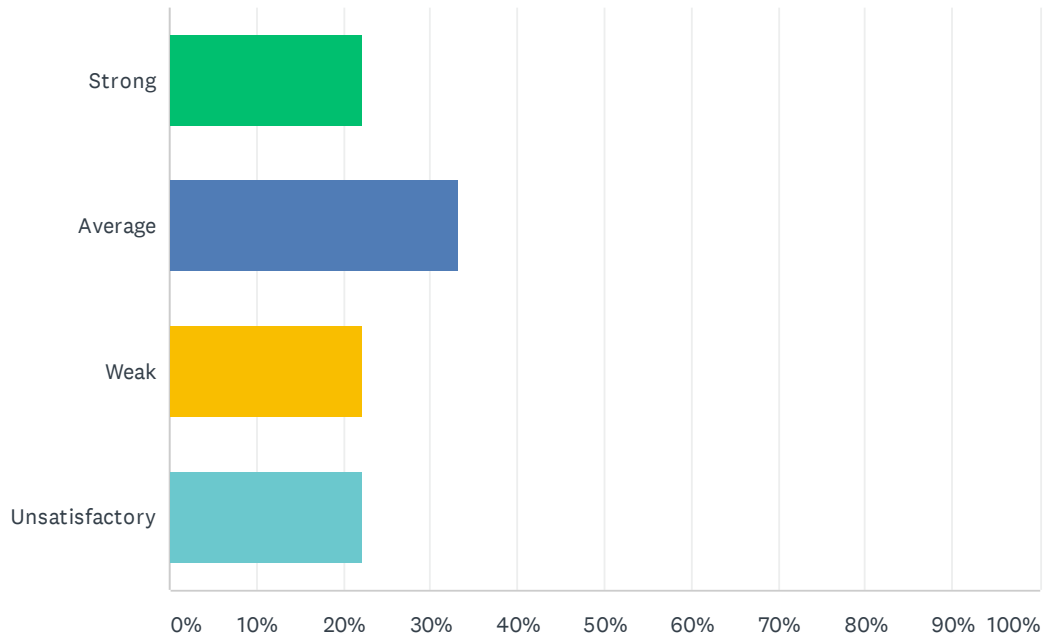
Answered: 9 Skipped: 0



ANSWER CHOICES	RESPONSES	
Strong	22.22%	2
Average	44.44%	4
Weak	11.11%	1
Unsatisfactory	22.22%	2
<b>TOTAL</b>		<b>9</b>

### Q32 Discipline is improving at my site and not interfering with learning.

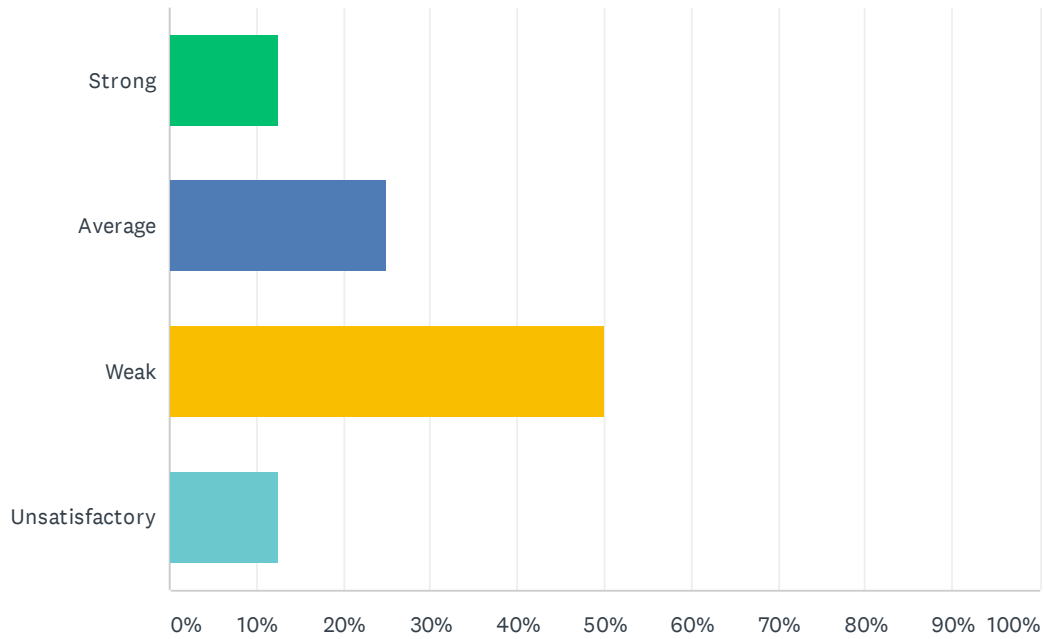
Answered: 9 Skipped: 0



ANSWER CHOICES	RESPONSES	
Strong	22.22%	2
Average	33.33%	3
Weak	22.22%	2
Unsatisfactory	22.22%	2
<b>TOTAL</b>		<b>9</b>

### Q33 Positive referrals are an effective tool in improving discipline.

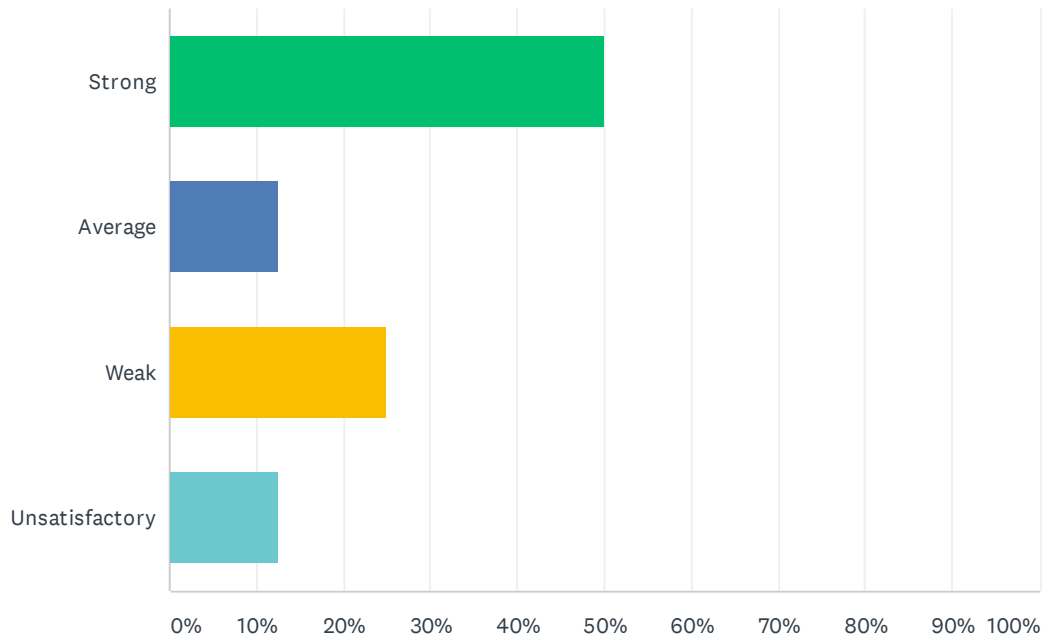
Answered: 8 Skipped: 1



ANSWER CHOICES	RESPONSES	
Strong	12.50%	1
Average	25.00%	2
Weak	50.00%	4
Unsatisfactory	12.50%	1
<b>TOTAL</b>		<b>8</b>

### Q34 When ODR's (office disciplinary referral) are written the teacher's word is valued and trusted.

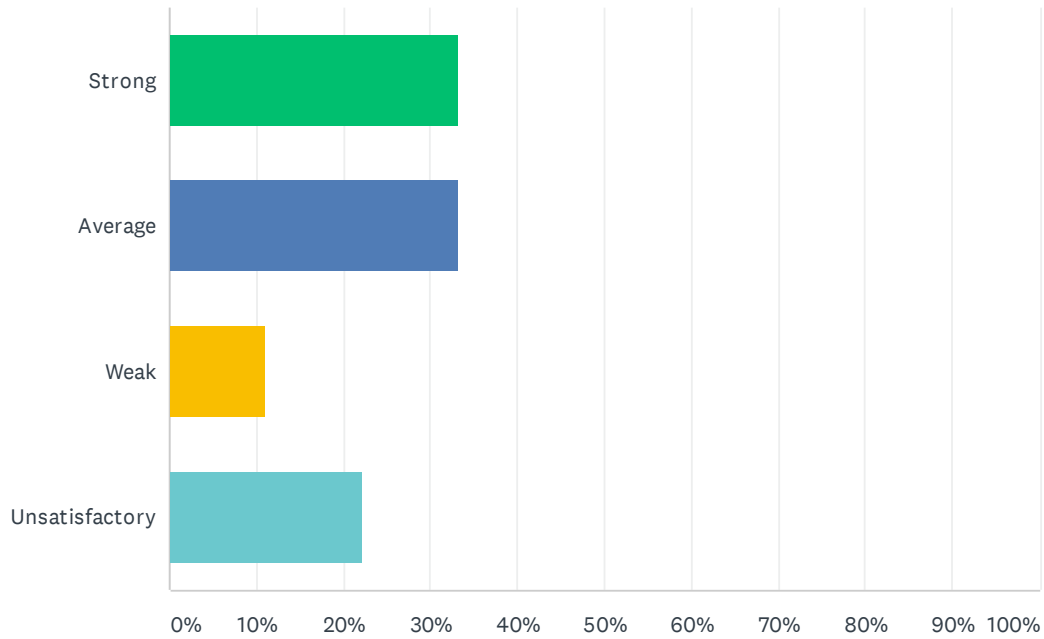
Answered: 8 Skipped: 1



ANSWER CHOICES	RESPONSES	
Strong	50.00%	4
Average	12.50%	1
Weak	25.00%	2
Unsatisfactory	12.50%	1
<b>TOTAL</b>		<b>8</b>

### Q35 My site has a positive atmosphere.

Answered: 9 Skipped: 0

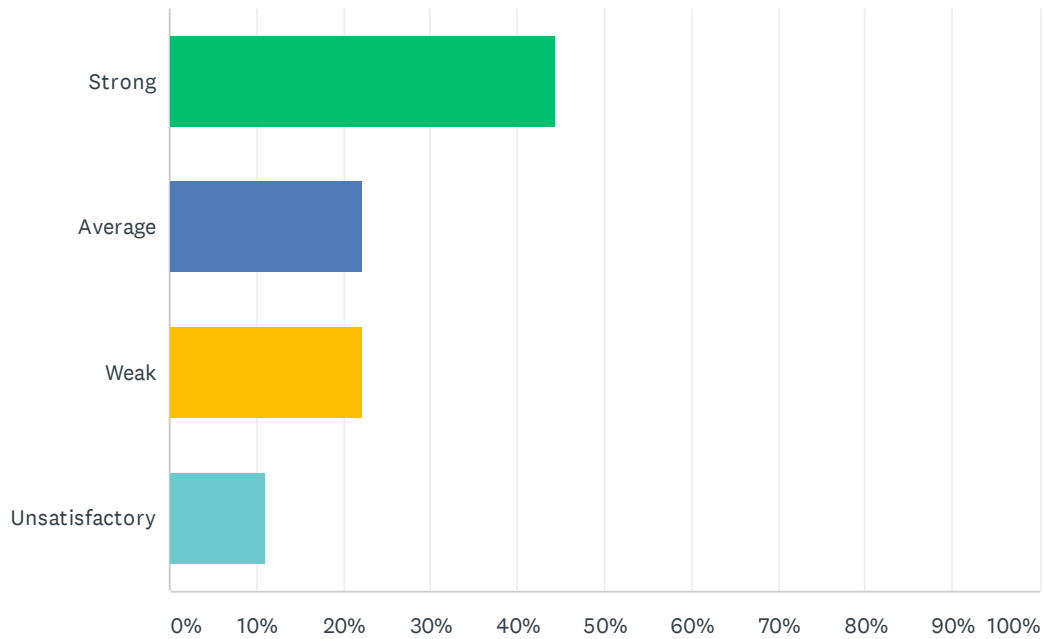


ANSWER CHOICES	RESPONSES	
Strong	33.33%	3
Average	33.33%	3
Weak	11.11%	1
Unsatisfactory	22.22%	2
<b>TOTAL</b>		<b>9</b>



### Q36 I would recommend my site to other employees and prospective teachers.

Answered: 9 Skipped: 0



ANSWER CHOICES	RESPONSES	
Strong	44.44%	4
Average	22.22%	2
Weak	22.22%	2
Unsatisfactory	11.11%	1
<b>TOTAL</b>		<b>9</b>

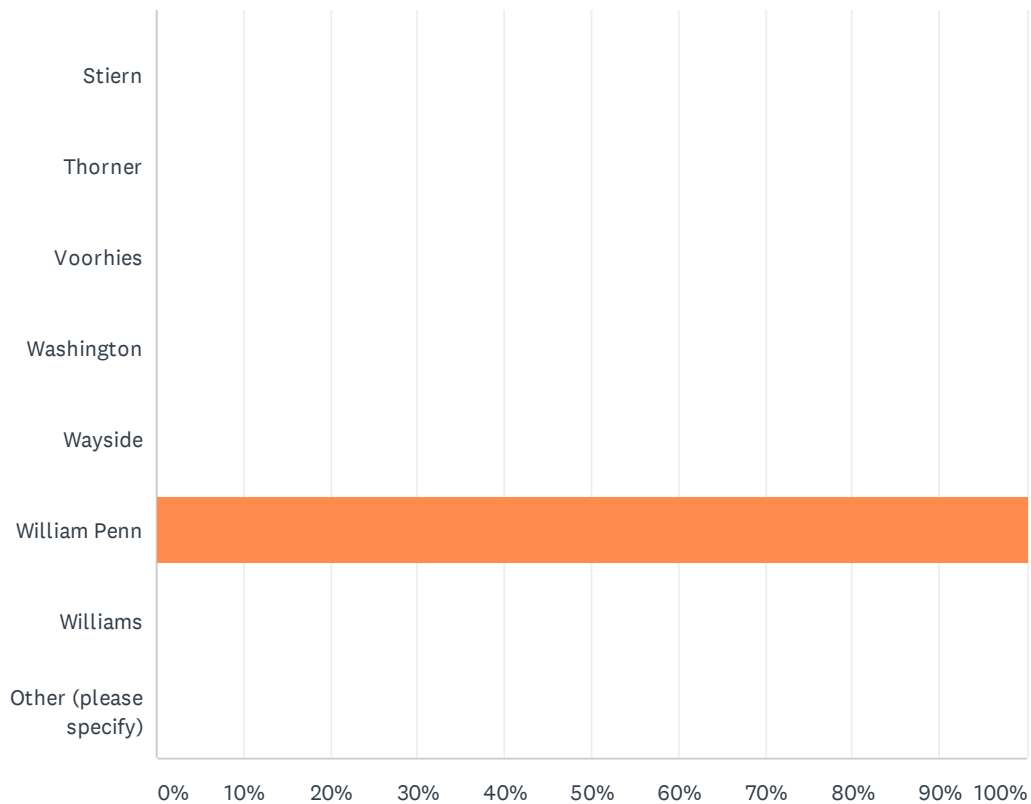
# Q1 School Site (If you work at multiple sites choose your home site OR complete a survey for each site at which you spend significant time.)

Answered: 4 Skipped: 0

Casa Loma										
Cato										
Chavez										
Chipman										
College Hts										
Compton										
Curran										
Downtown										
Ed Center										
Eissler										
Emerson										
Evergreen										
Fletcher										
Frank West										
Franklin										
Fremont										
Garza										
Harding										



2019-2020 BETA Administration/Site Climate Survey



2019-2020 BETA Administration/Site Climate Survey

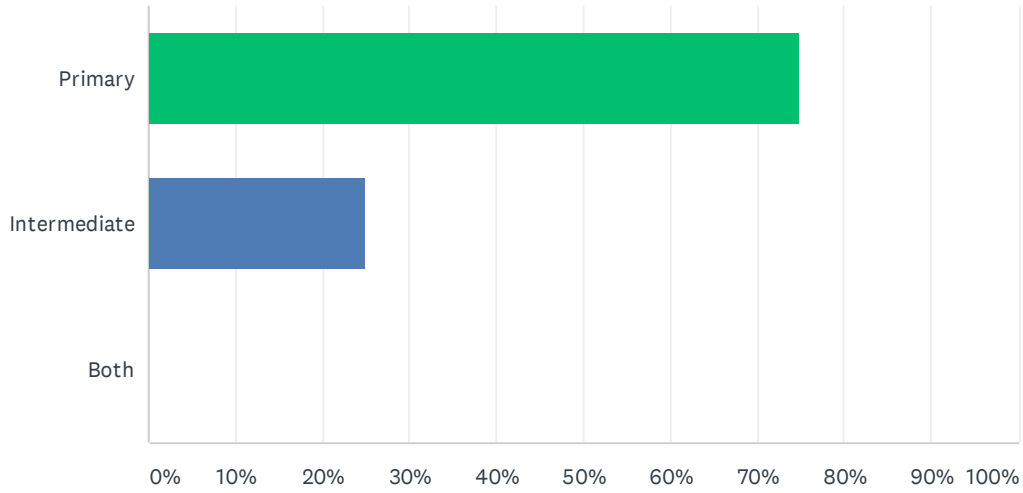
ANSWER CHOICES	RESPONSES
Casa Loma	0.00% 0
Cato	0.00% 0
Chavez	0.00% 0
Chipman	0.00% 0
College Hts	0.00% 0
Compton	0.00% 0
Curran	0.00% 0
Downtown	0.00% 0
Ed Center	0.00% 0
Eissler	0.00% 0
Emerson	0.00% 0
Evergreen	0.00% 0
Fletcher	0.00% 0
Frank West	0.00% 0
Franklin	0.00% 0
Fremont	0.00% 0
Garza	0.00% 0
Harding	0.00% 0
Harris	0.00% 0
Horace Mann	0.00% 0
Hort	0.00% 0
Jefferson	0.00% 0
Longfellow	0.00% 0
McKinley	0.00% 0
Mt.Vernon	0.00% 0
Munsey	0.00% 0
Nichols	0.00% 0
Noble	0.00% 0
Nurses	0.00% 0
Owens Intermediate	0.00% 0
Owens Primary	0.00% 0
Pauly	0.00% 0

2019-2020 BETA Administration/Site Climate Survey

Pioneer	0.00%	0
Rafer Johnson	0.00%	0
Roosevelt	0.00%	0
Sequoia	0.00%	0
Sierra	0.00%	0
Special Ed Office	0.00%	0
Stella Hills	0.00%	0
Stiern	0.00%	0
Thorner	0.00%	0
Voorhies	0.00%	0
Washington	0.00%	0
Wayside	0.00%	0
William Penn	100.00%	4
Williams	0.00%	0
Other (please specify)	0.00%	0
Total Respondents: 4		

## Q2 Instructional Grade Level or Support Services

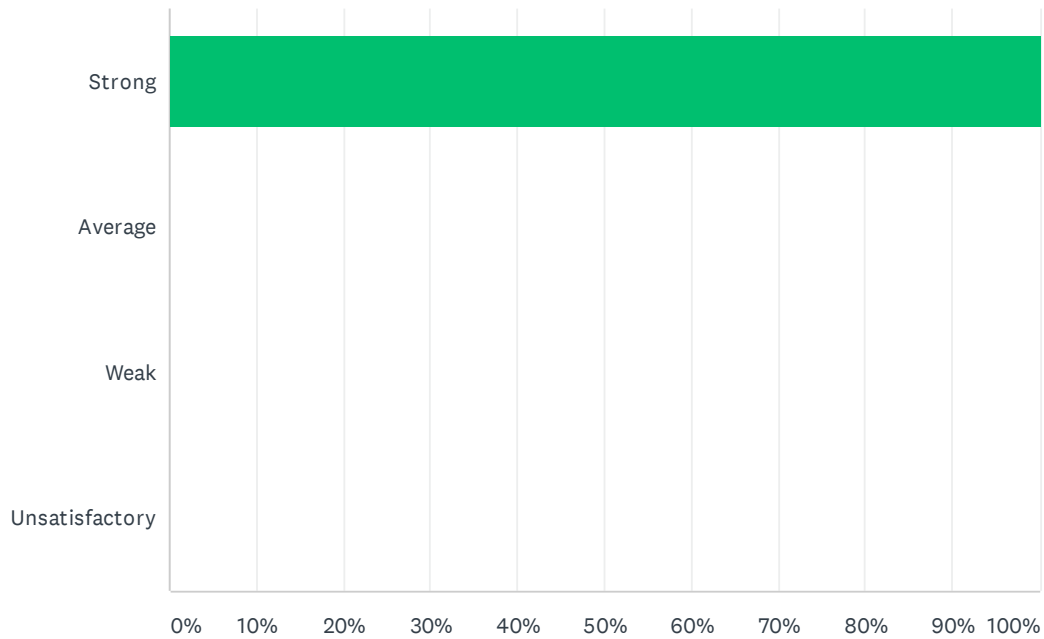
Answered: 4 Skipped: 0



ANSWER CHOICES	RESPONSES	
Primary	75.00%	3
Intermediate	25.00%	1
Both	0.00%	0
<b>TOTAL</b>		<b>4</b>

### Q3 Site administration is sensitive to the needs of students, staff, and community.

Answered: 4 Skipped: 0

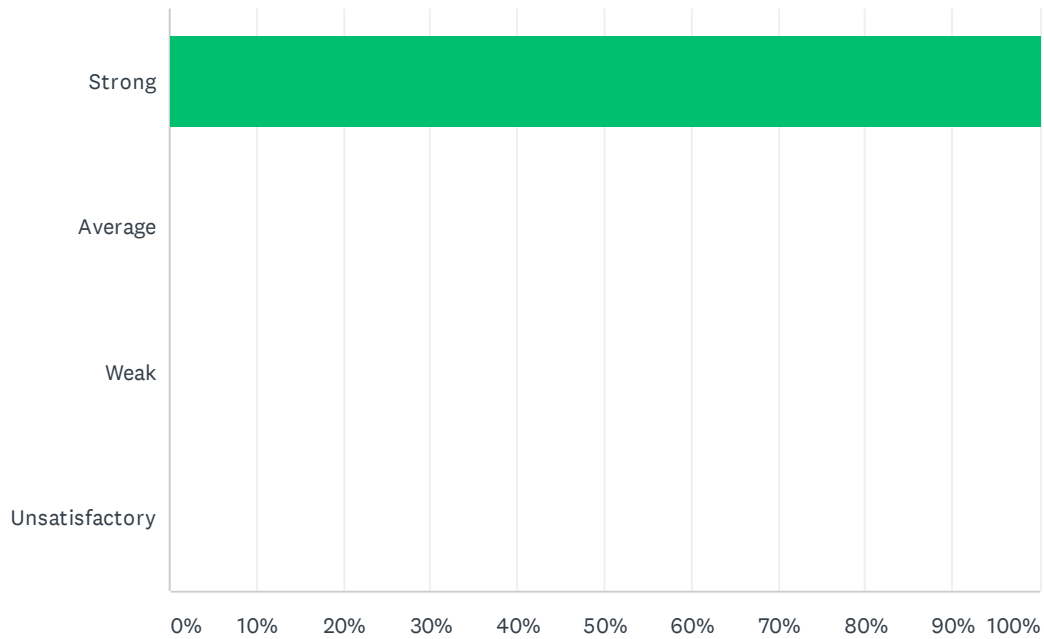


ANSWER CHOICES	RESPONSES	
Strong	100.00%	4
Average	0.00%	0
Weak	0.00%	0
Unsatisfactory	0.00%	0
<b>TOTAL</b>		<b>4</b>



## Q4 Site administration treats staff with respect; you feel like a valued member of a team

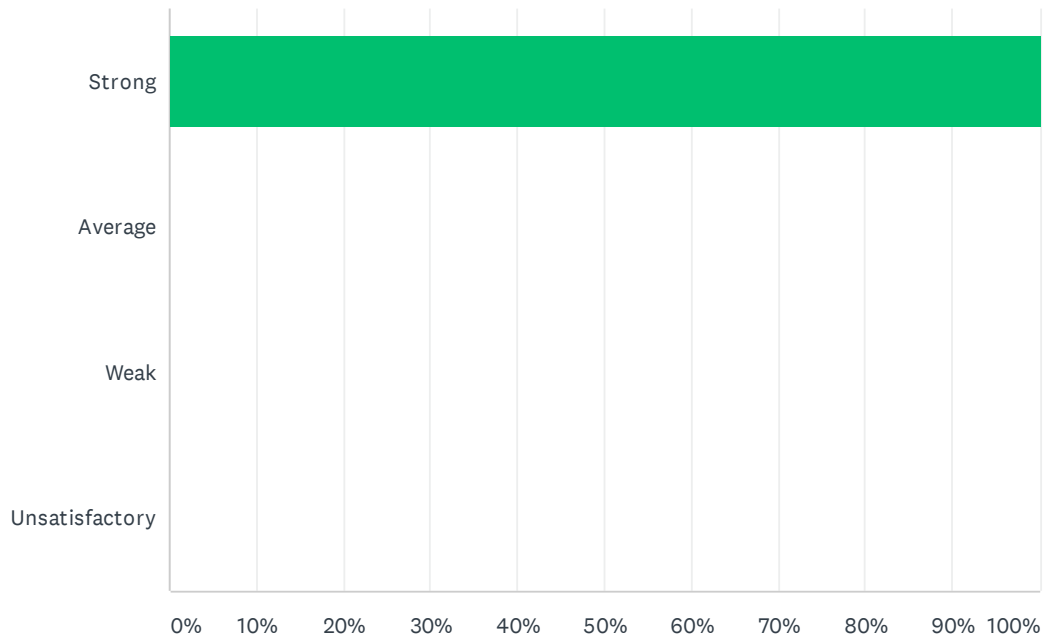
Answered: 4 Skipped: 0



ANSWER CHOICES	RESPONSES	
Strong	100.00%	4
Average	0.00%	0
Weak	0.00%	0
Unsatisfactory	0.00%	0
<b>TOTAL</b>		<b>4</b>

### Q5 Site administration conducts classroom visits (walk-through) in least the disruptive manner and leaves timely feedback (within 24 hours).

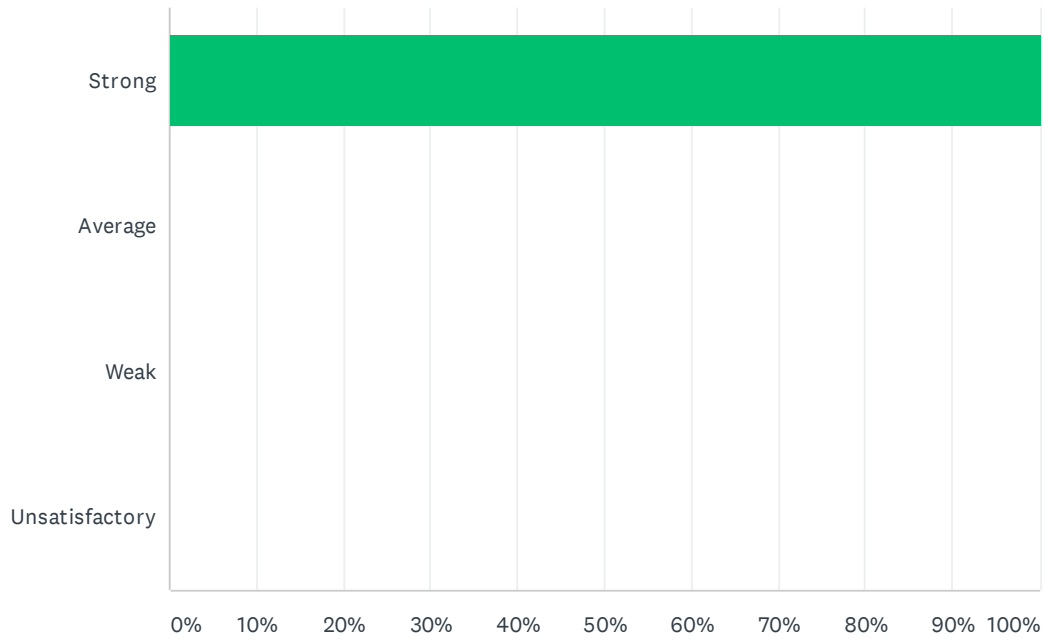
Answered: 4 Skipped: 0



ANSWER CHOICES	RESPONSES	
Strong	100.00%	4
Average	0.00%	0
Weak	0.00%	0
Unsatisfactory	0.00%	0
<b>TOTAL</b>		<b>4</b>

## Q6 Site administration follows the contract and respects personal rights.

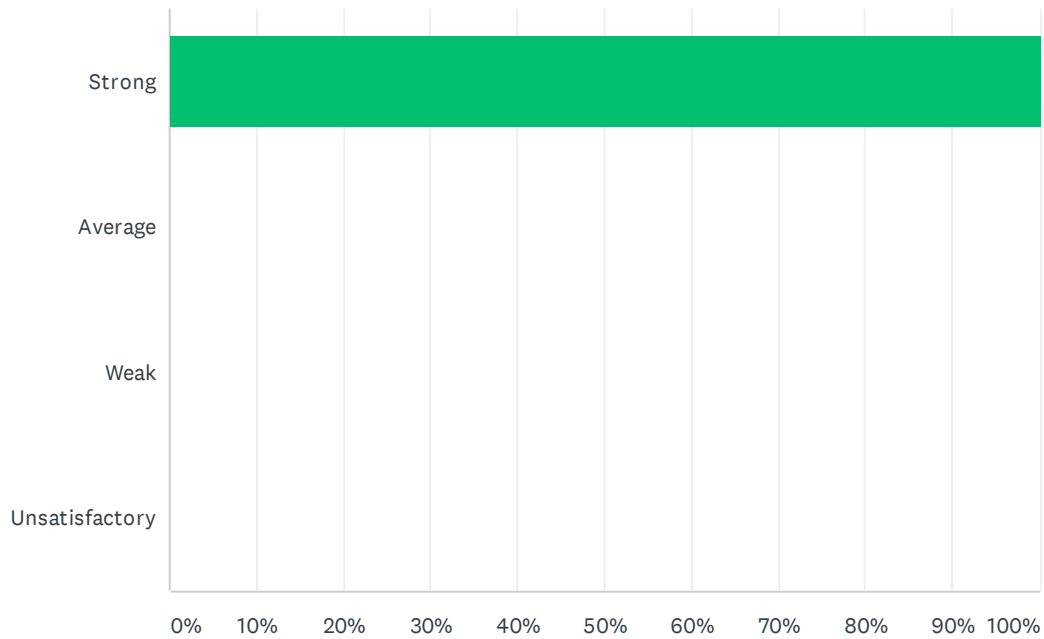
Answered: 4 Skipped: 0



ANSWER CHOICES	RESPONSES	
Strong	100.00%	4
Average	0.00%	0
Weak	0.00%	0
Unsatisfactory	0.00%	0
<b>TOTAL</b>		<b>4</b>

### Q7 Administration utilizes staff according to their job description (ie. Coaches, APL's, Specialists & Staff).

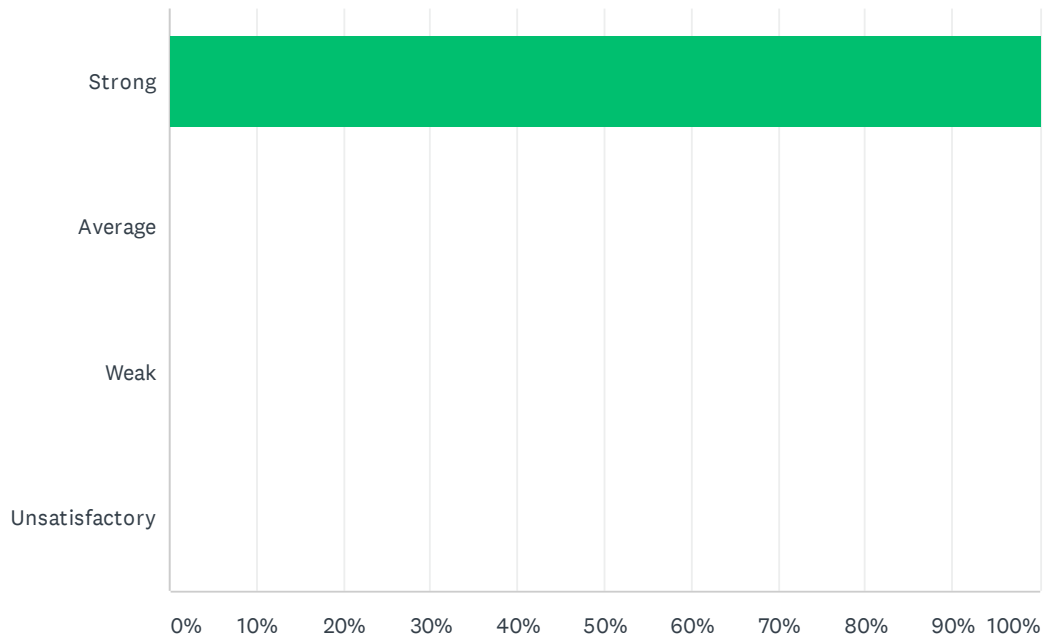
Answered: 4 Skipped: 0



ANSWER CHOICES	RESPONSES	
Strong	100.00%	4
Average	0.00%	0
Weak	0.00%	0
Unsatisfactory	0.00%	0
<b>TOTAL</b>		<b>4</b>

## Q8 Administration maintains open communication with staff, parents, and students.

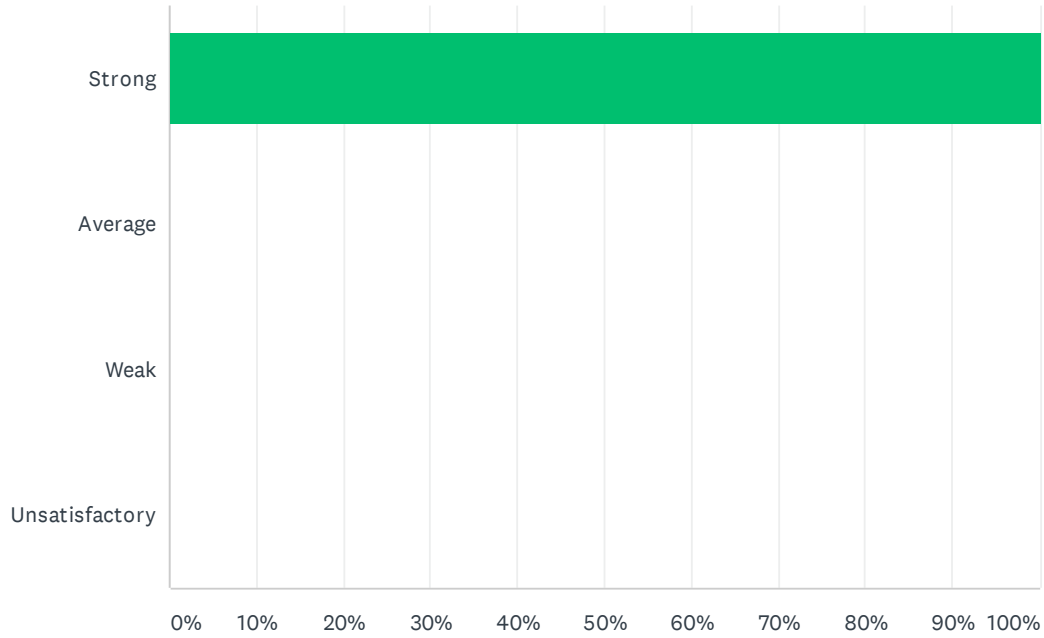
Answered: 4 Skipped: 0



ANSWER CHOICES	RESPONSES	
Strong	100.00%	4
Average	0.00%	0
Weak	0.00%	0
Unsatisfactory	0.00%	0
<b>TOTAL</b>		<b>4</b>

## Q9 Administration supports staff against attacks and criticism from parents.

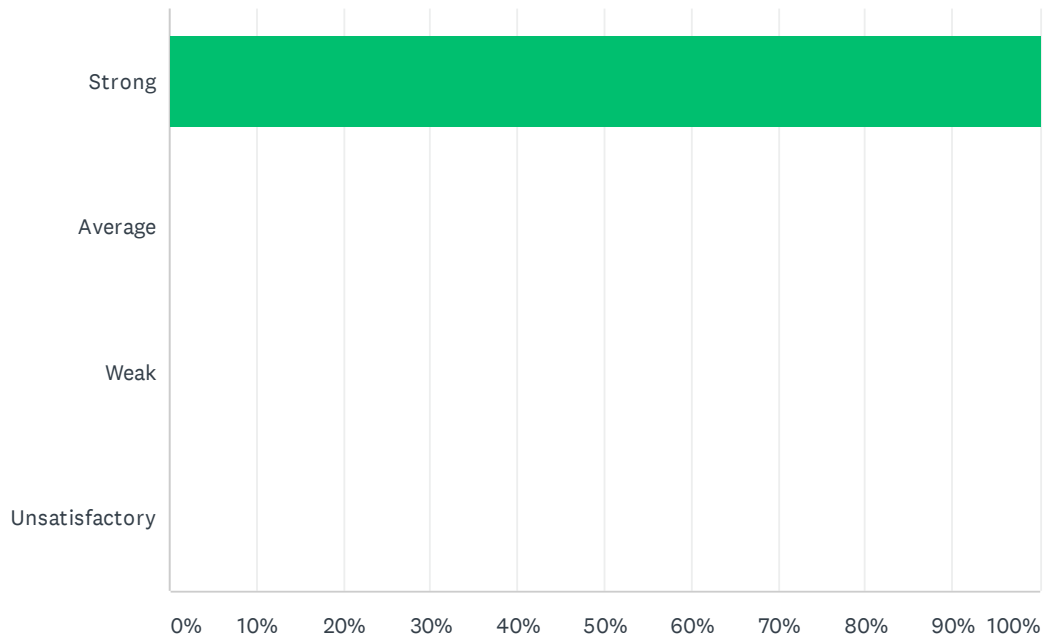
Answered: 4 Skipped: 0



ANSWER CHOICES	RESPONSES	
Strong	100.00%	4
Average	0.00%	0
Weak	0.00%	0
Unsatisfactory	0.00%	0
<b>TOTAL</b>		<b>4</b>

### Q10 Site administration treats all teachers equally; there is no preferential treatment.

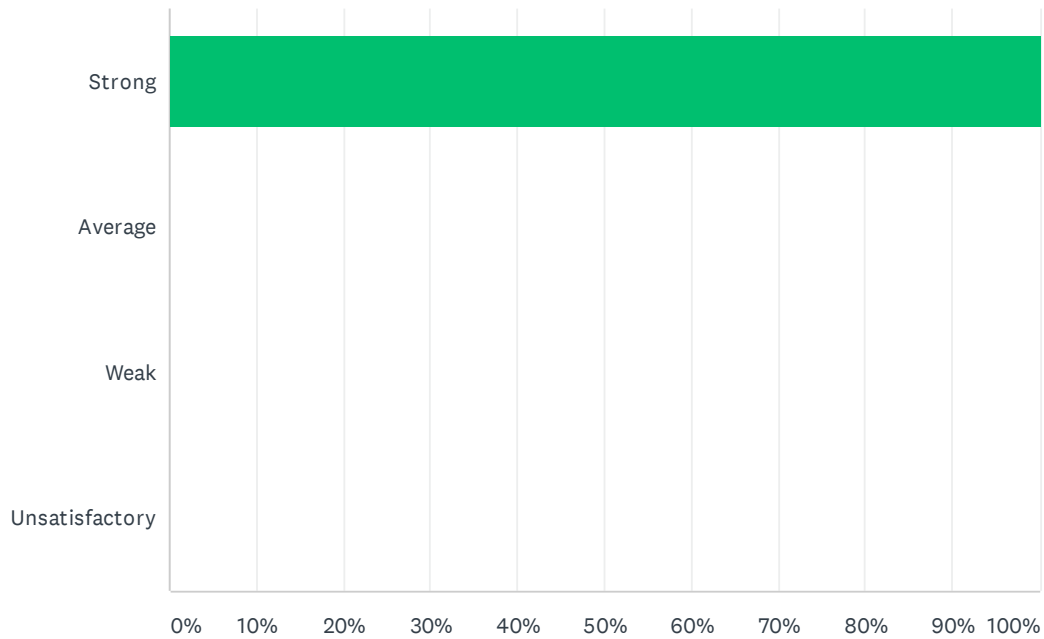
Answered: 4 Skipped: 0



ANSWER CHOICES	RESPONSES	
Strong	100.00%	4
Average	0.00%	0
Weak	0.00%	0
Unsatisfactory	0.00%	0
<b>TOTAL</b>		<b>4</b>

## Q11 Administration supports classroom discipline procedures and follows District discipline guidelines.

Answered: 4 Skipped: 0

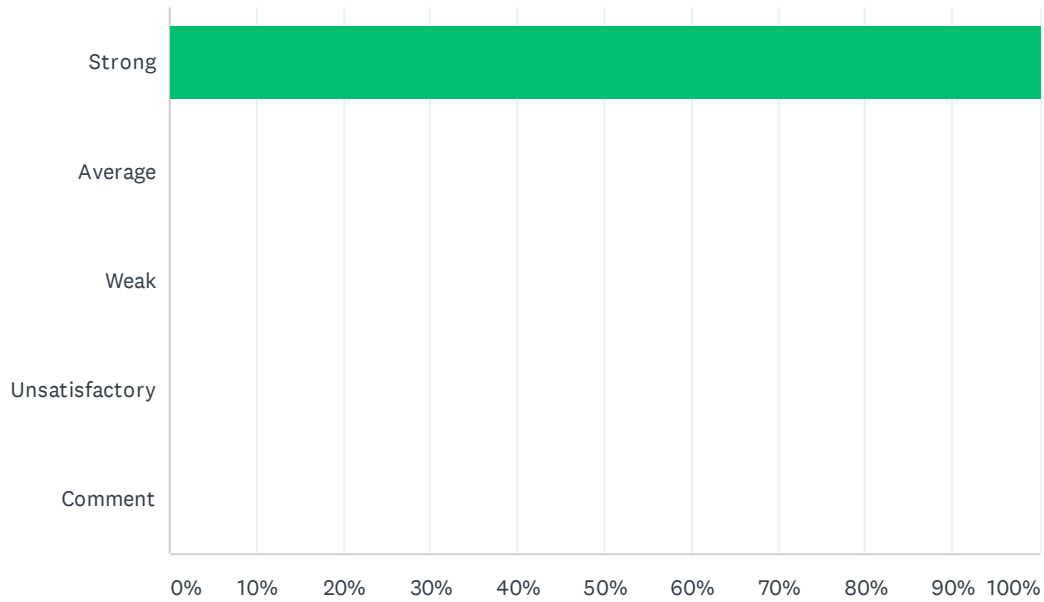


ANSWER CHOICES	RESPONSES	
Strong	100.00%	4
Average	0.00%	0
Weak	0.00%	0
Unsatisfactory	0.00%	0
<b>TOTAL</b>		<b>4</b>



### Q12 Administration processes ODR's (Office Disciplinary Referrals) within 48 hours and supports staff when discipline moves beyond classroom managed behaviors.

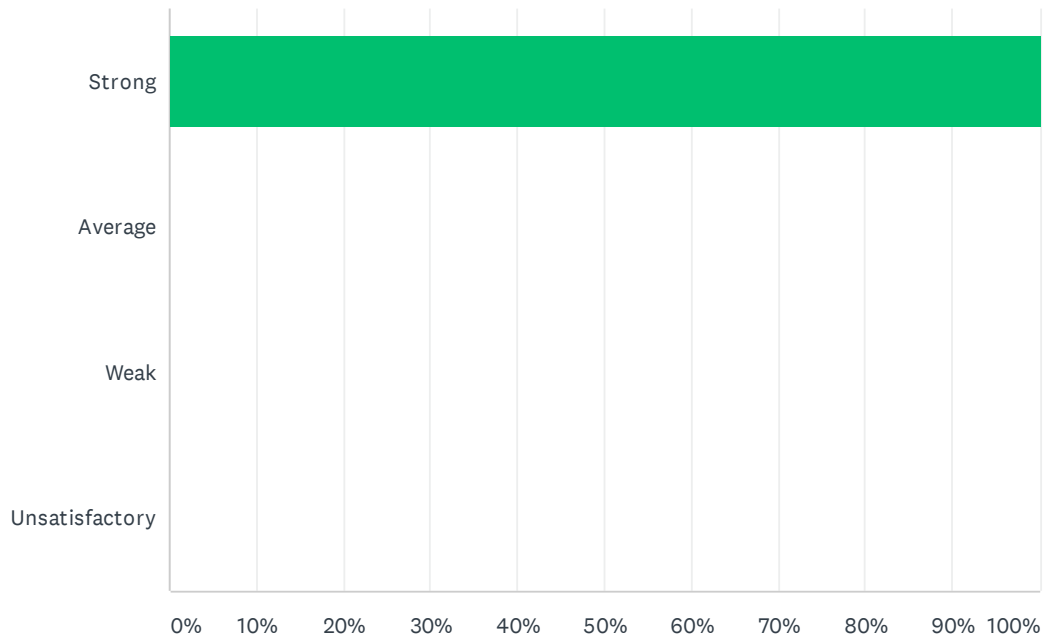
Answered: 4 Skipped: 0



ANSWER CHOICES	RESPONSES	
Strong	100.00%	4
Average	0.00%	0
Weak	0.00%	0
Unsatisfactory	0.00%	0
Comment	0.00%	0
<b>TOTAL</b>		<b>4</b>

### Q13 Administration treats teachers as professionals; the teacher's word is not disregarded in favor of the student's.

Answered: 4 Skipped: 0



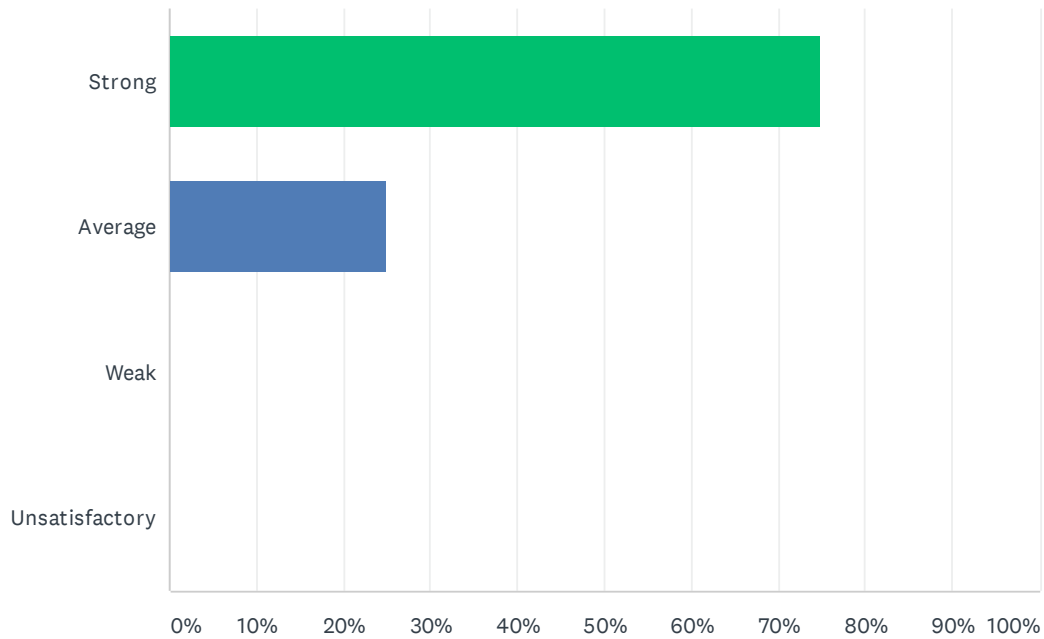
ANSWER CHOICES	RESPONSES	
Strong	100.00%	4
Average	0.00%	0
Weak	0.00%	0
Unsatisfactory	0.00%	0
<b>TOTAL</b>		<b>4</b>

**Q14 How do you feel that your administration positively/negatively impacts working conditions at your site?**

Answered: 3 Skipped: 1

### Q15 Site staff is involved in setting school policies and budgetary priorities.

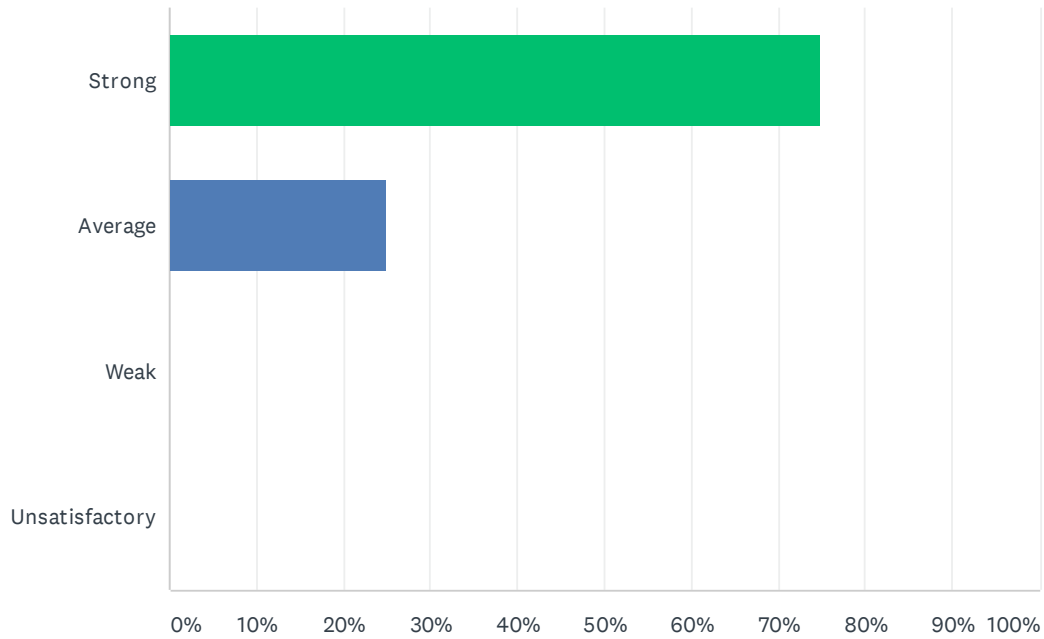
Answered: 4 Skipped: 0



ANSWER CHOICES	RESPONSES	
Strong	75.00%	3
Average	25.00%	1
Weak	0.00%	0
Unsatisfactory	0.00%	0
<b>TOTAL</b>		<b>4</b>

### Q16 Site meetings are productive and not excessive.

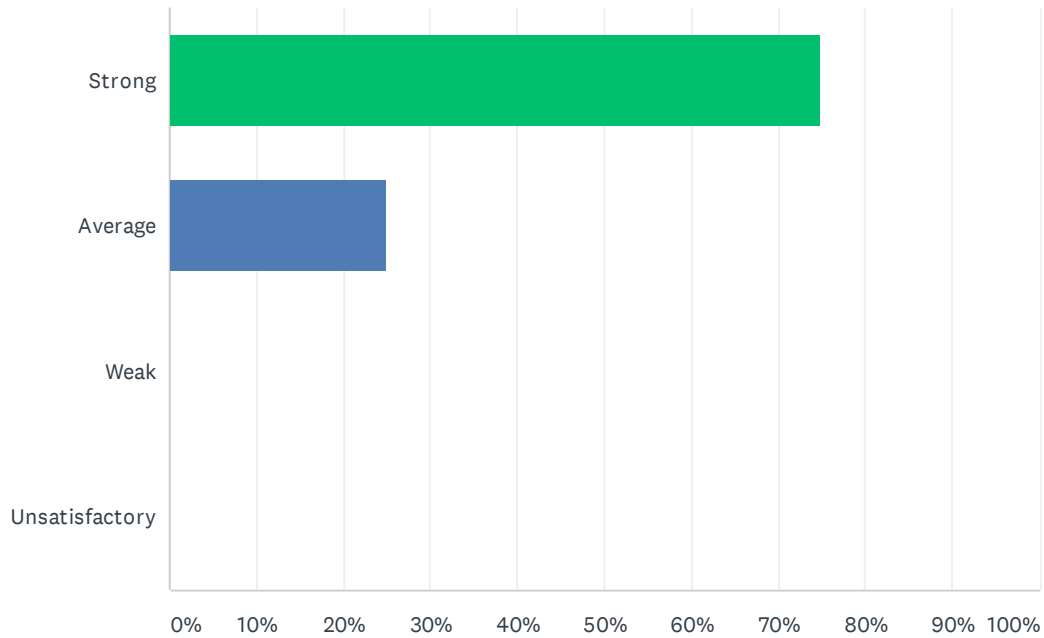
Answered: 4 Skipped: 0



ANSWER CHOICES	RESPONSES	
Strong	75.00%	3
Average	25.00%	1
Weak	0.00%	0
Unsatisfactory	0.00%	0
<b>TOTAL</b>		<b>4</b>

Q17 Bank days are used for PLC activities; Site administration uses two Bank Days a month and staff gets uninterrupted planning/preparation time twice a month during Bank Days.

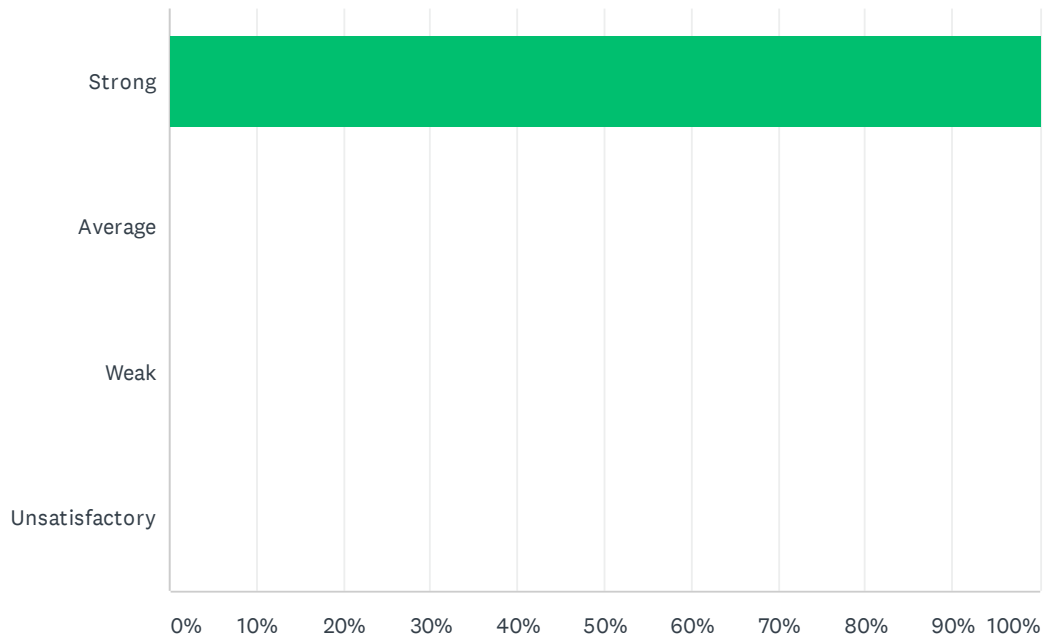
Answered: 4 Skipped: 0



ANSWER CHOICES	RESPONSES	
Strong	75.00%	3
Average	25.00%	1
Weak	0.00%	0
Unsatisfactory	0.00%	0
TOTAL		4

### Q18 My site receives daily consecutive uninterrupted planning/preparation time. (30 minutes / 40 minutes)

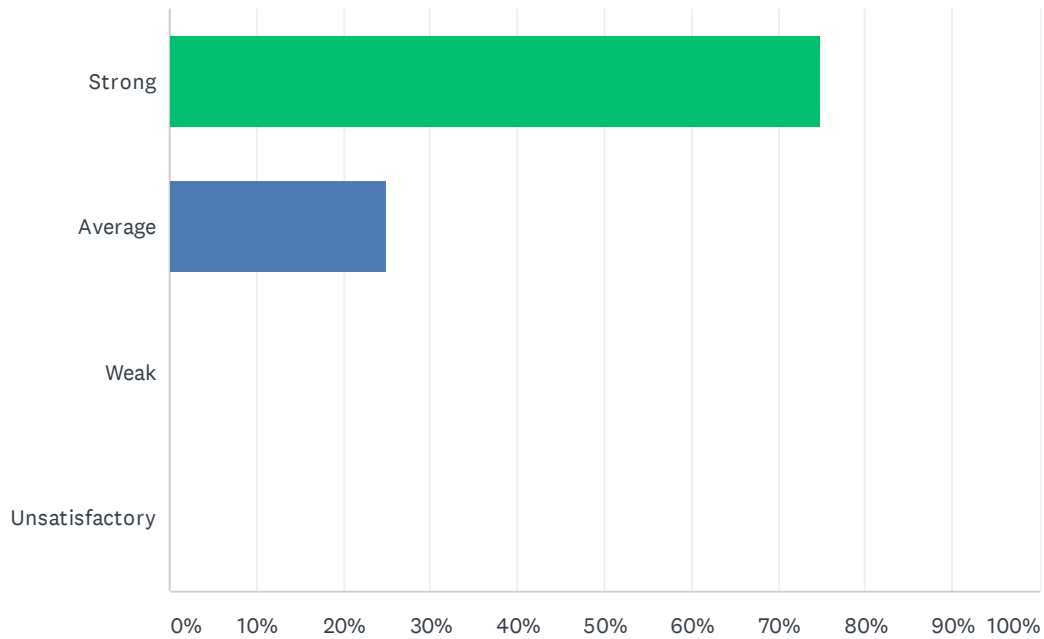
Answered: 4 Skipped: 0



ANSWER CHOICES	RESPONSES	
Strong	100.00%	4
Average	0.00%	0
Weak	0.00%	0
Unsatisfactory	0.00%	0
<b>TOTAL</b>		<b>4</b>

### Q19 Staff is given time to input district required data (ie. Benchmarks, Dibels, CFAs, Report Card, and etc).

Answered: 4 Skipped: 0

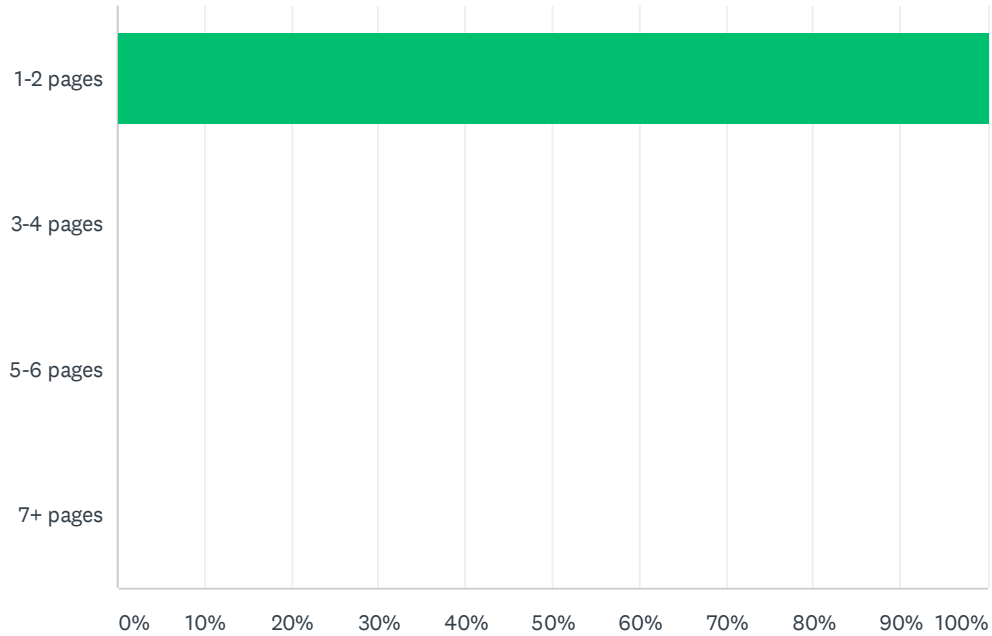


ANSWER CHOICES	RESPONSES	
Strong	75.00%	3
Average	25.00%	1
Weak	0.00%	0
Unsatisfactory	0.00%	0
<b>TOTAL</b>		<b>4</b>



## Q20 Teachers are required to submit complete, but not excessively lengthy lesson plans.

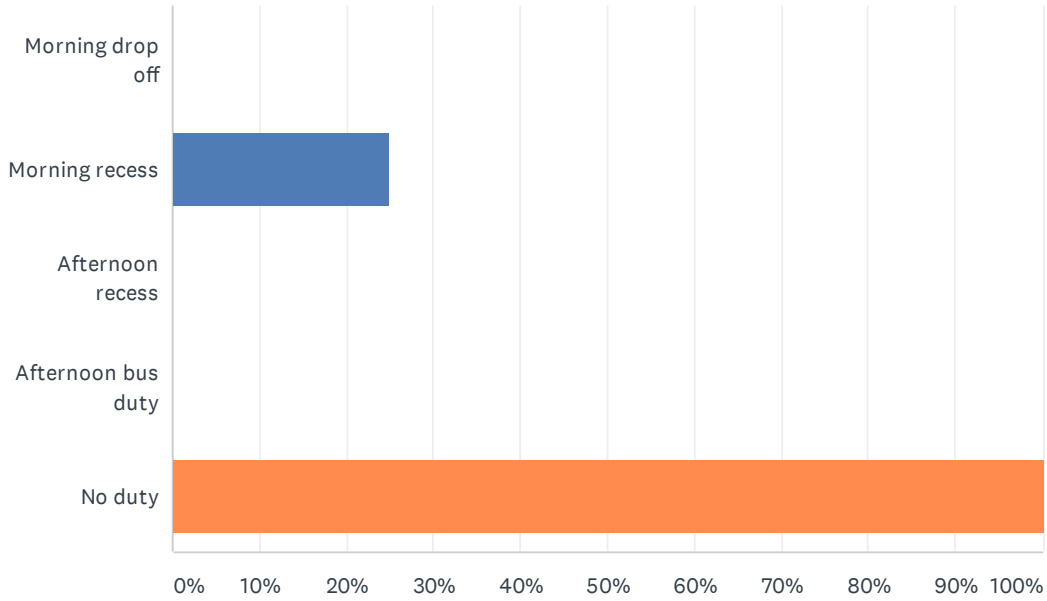
Answered: 4 Skipped: 0



ANSWER CHOICES	RESPONSES	
1-2 pages	100.00%	4
3-4 pages	0.00%	0
5-6 pages	0.00%	0
7+ pages	0.00%	0
<b>TOTAL</b>		<b>4</b>

## Q21 Staff has recess and/or bus duty.

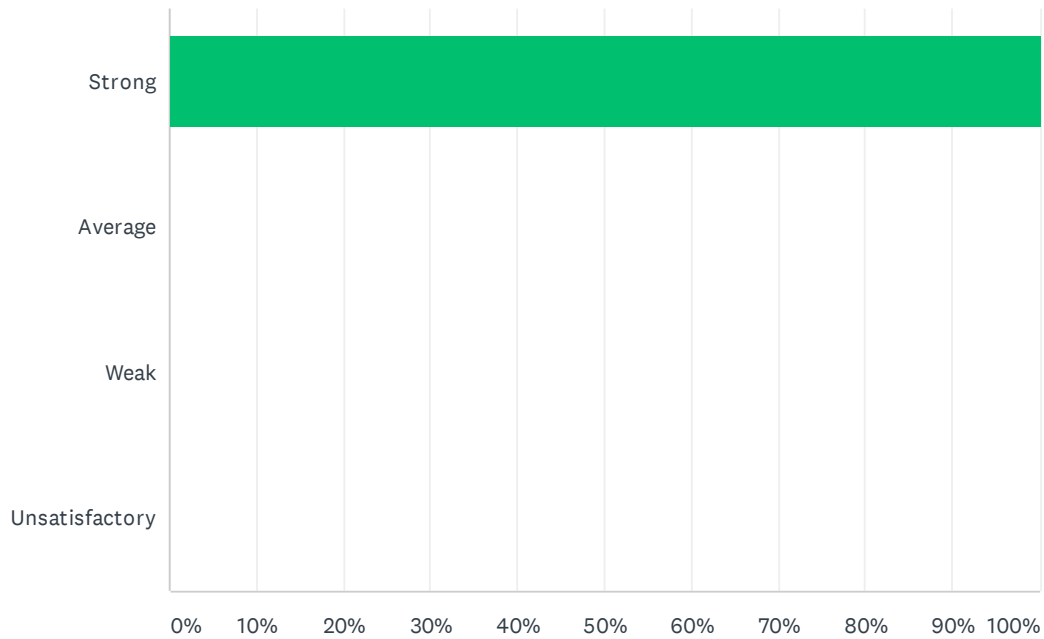
Answered: 4 Skipped: 0



ANSWER CHOICES	RESPONSES	
Morning drop off	0.00%	0
Morning recess	25.00%	1
Afternoon recess	0.00%	0
Afternoon bus duty	0.00%	0
No duty	100.00%	4
Total Respondents: 4		

## Q22 The Special Education Department is assisting you with your questions, problems, and concerns.

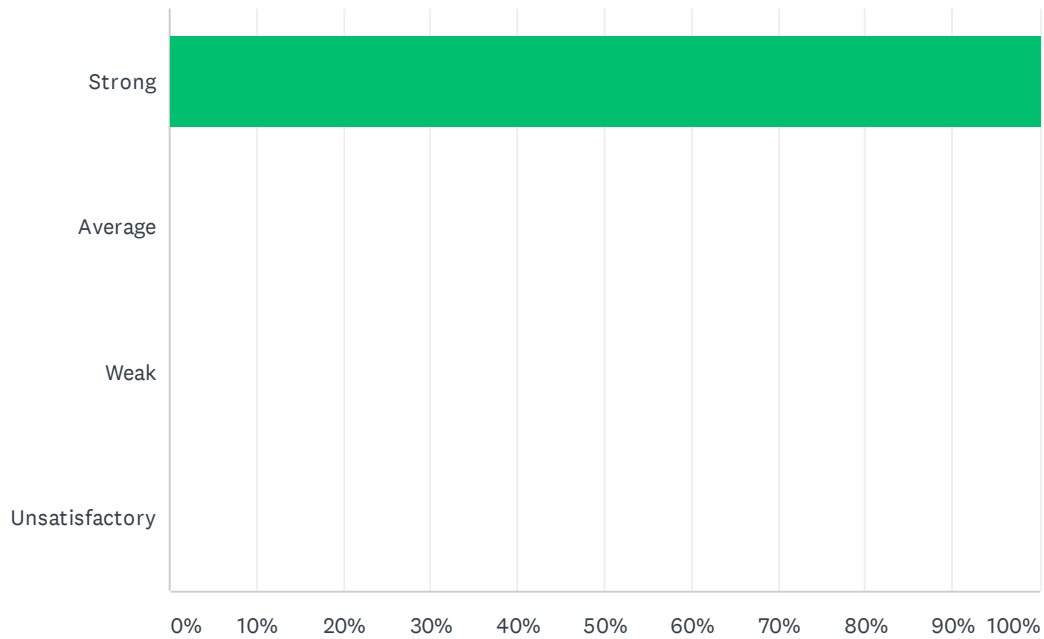
Answered: 2 Skipped: 2



ANSWER CHOICES	RESPONSES	
Strong	100.00%	2
Average	0.00%	0
Weak	0.00%	0
Unsatisfactory	0.00%	0
<b>TOTAL</b>		<b>2</b>

### Q23 Special Education class size is balanced within each program to ensure student safety and individualized instruction.

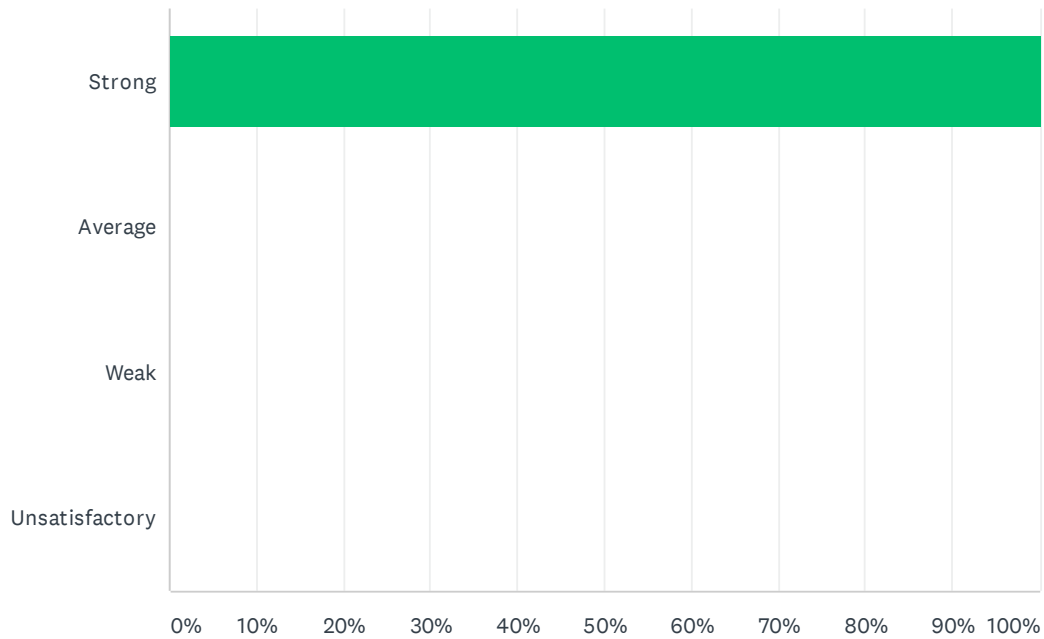
Answered: 2 Skipped: 2



ANSWER CHOICES	RESPONSES	
Strong	100.00%	2
Average	0.00%	0
Weak	0.00%	0
Unsatisfactory	0.00%	0
<b>TOTAL</b>		<b>2</b>

## Q24 Special education teachers have opportunities to participate in school-based, content area staff development.

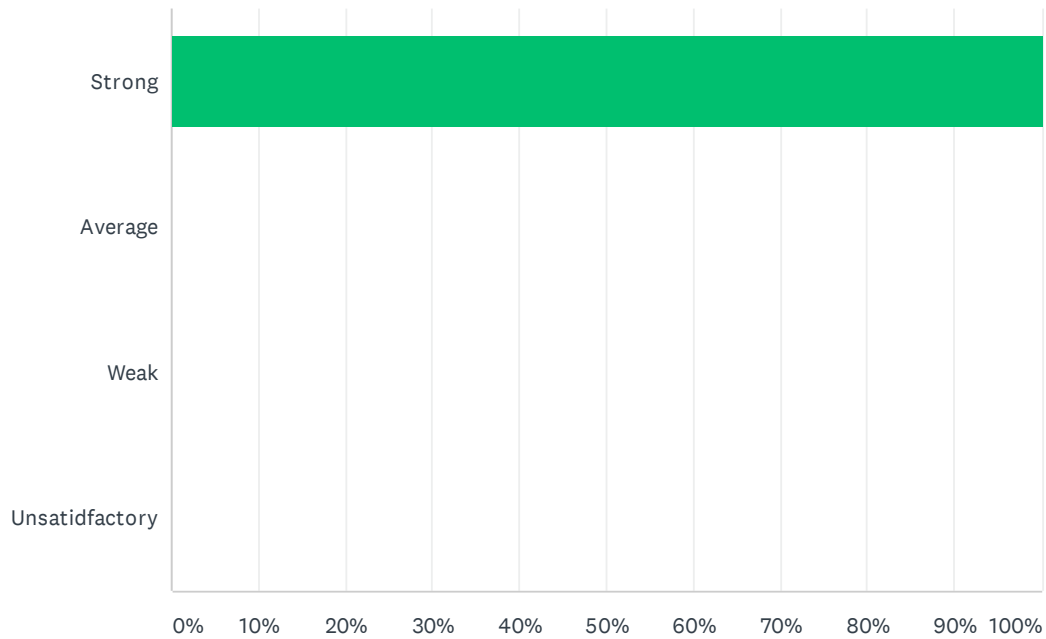
Answered: 2 Skipped: 2



ANSWER CHOICES	RESPONSES	
Strong	100.00%	2
Average	0.00%	0
Weak	0.00%	0
Unsatisfactory	0.00%	0
<b>TOTAL</b>		<b>2</b>

## Q25 Special education teachers have needed access to ALL instructional resources provided to the general education teachers.

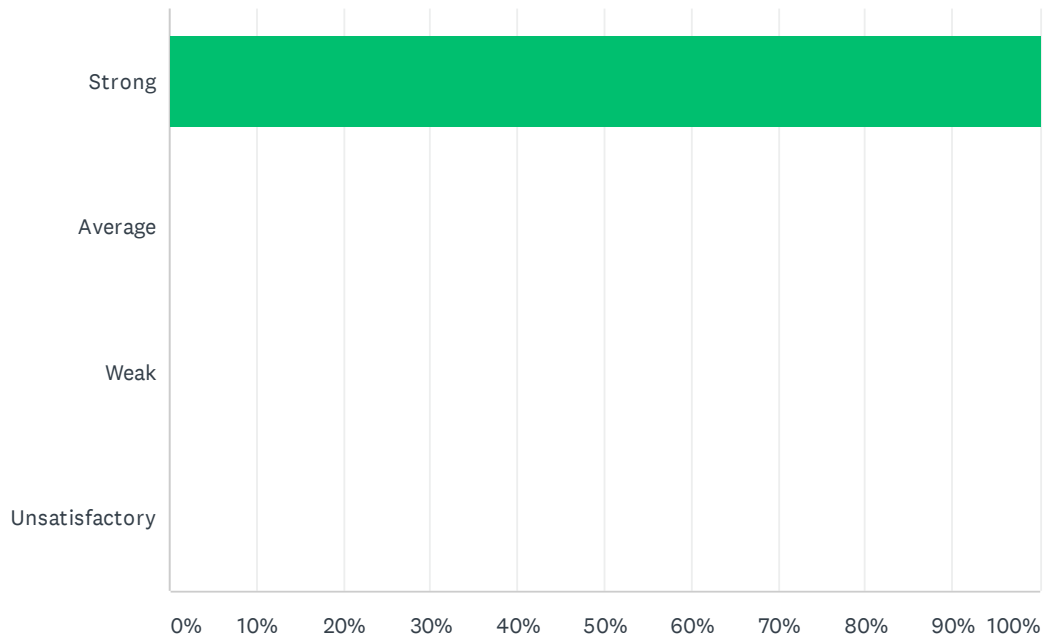
Answered: 2 Skipped: 2



ANSWER CHOICES	RESPONSES	
Strong	100.00%	2
Average	0.00%	0
Weak	0.00%	0
Unsatisfactory	0.00%	0
<b>TOTAL</b>		<b>2</b>

## Q26 Special education teachers are adequately trained in the administration of state assessments and District IEP's.

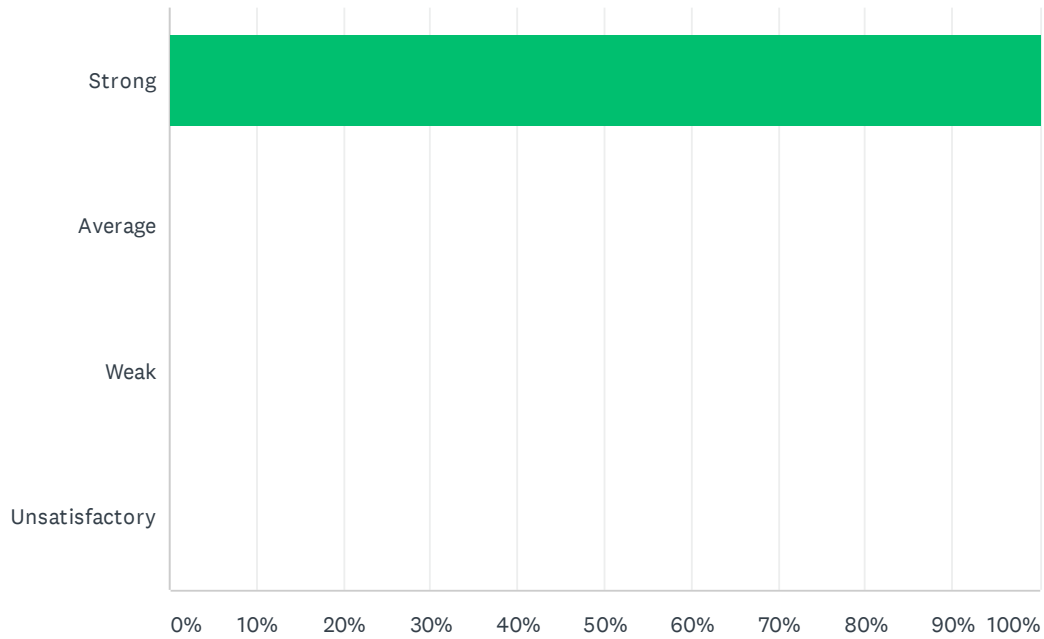
Answered: 2 Skipped: 2



ANSWER CHOICES	RESPONSES	
Strong	100.00%	2
Average	0.00%	0
Weak	0.00%	0
Unsatisfactory	0.00%	0
<b>TOTAL</b>		<b>2</b>

### Q27 The site principal is accessible to discuss special education issues.

Answered: 2 Skipped: 2

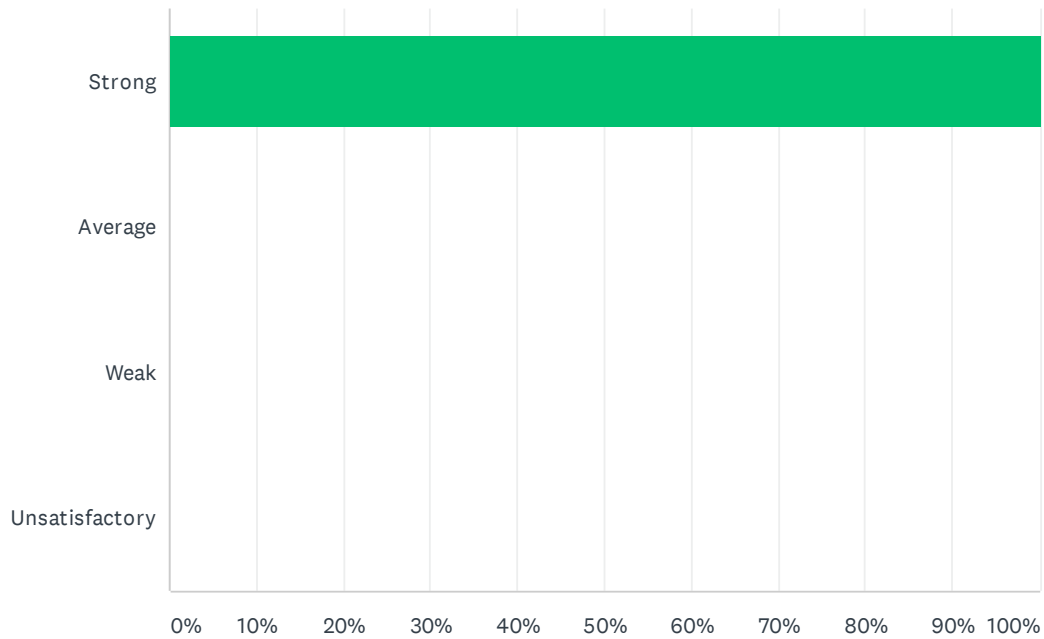


ANSWER CHOICES	RESPONSES	
Strong	100.00%	2
Average	0.00%	0
Weak	0.00%	0
Unsatisfactory	0.00%	0
<b>TOTAL</b>		<b>2</b>



### Q28 The site principal promotes equal opportunities for all students to learn.

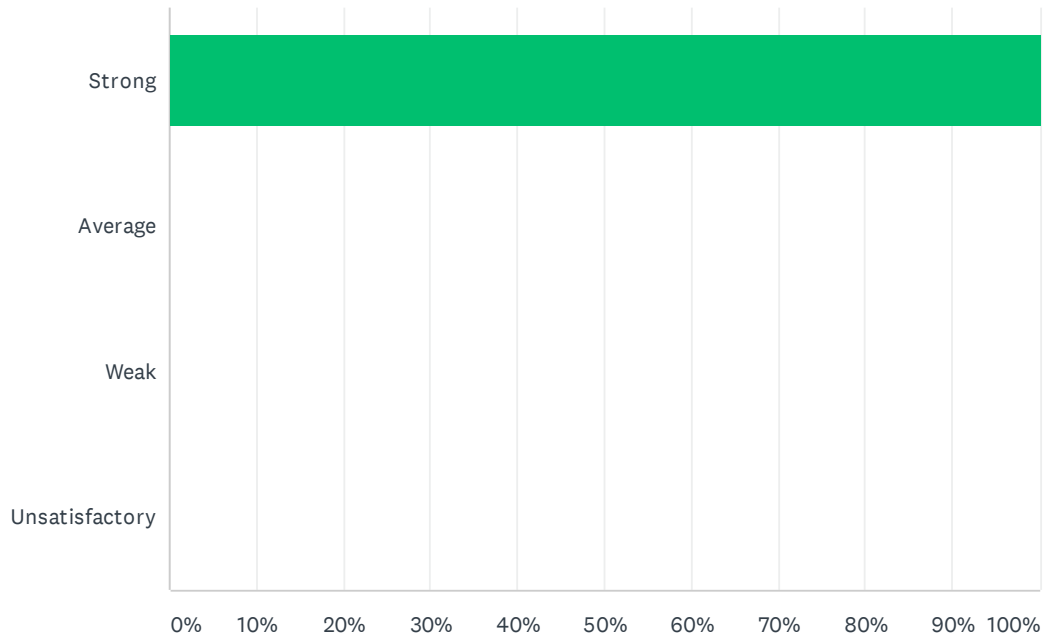
Answered: 2 Skipped: 2



ANSWER CHOICES	RESPONSES	
Strong	100.00%	2
Average	0.00%	0
Weak	0.00%	0
Unsatisfactory	0.00%	0
<b>TOTAL</b>		<b>2</b>

## Q29 PBIS is used effectively and is improving behavior.

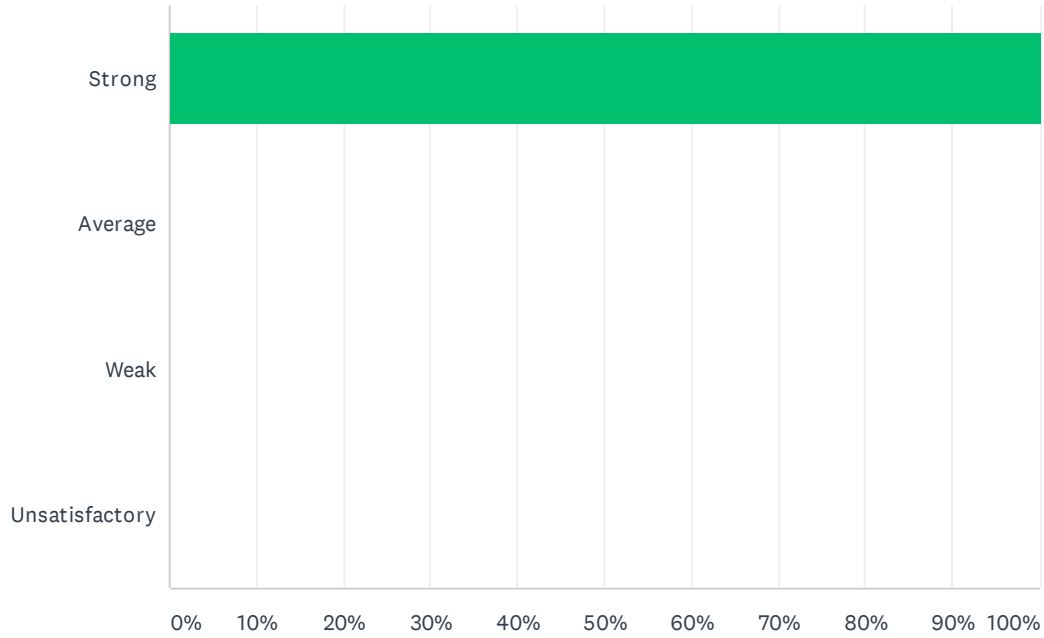
Answered: 4 Skipped: 0



ANSWER CHOICES	RESPONSES	
Strong	100.00%	4
Average	0.00%	0
Weak	0.00%	0
Unsatisfactory	0.00%	0
<b>TOTAL</b>		<b>4</b>

### Q30 PBIS and Behavior Intervention Specialists are creating a safer environment at my site.

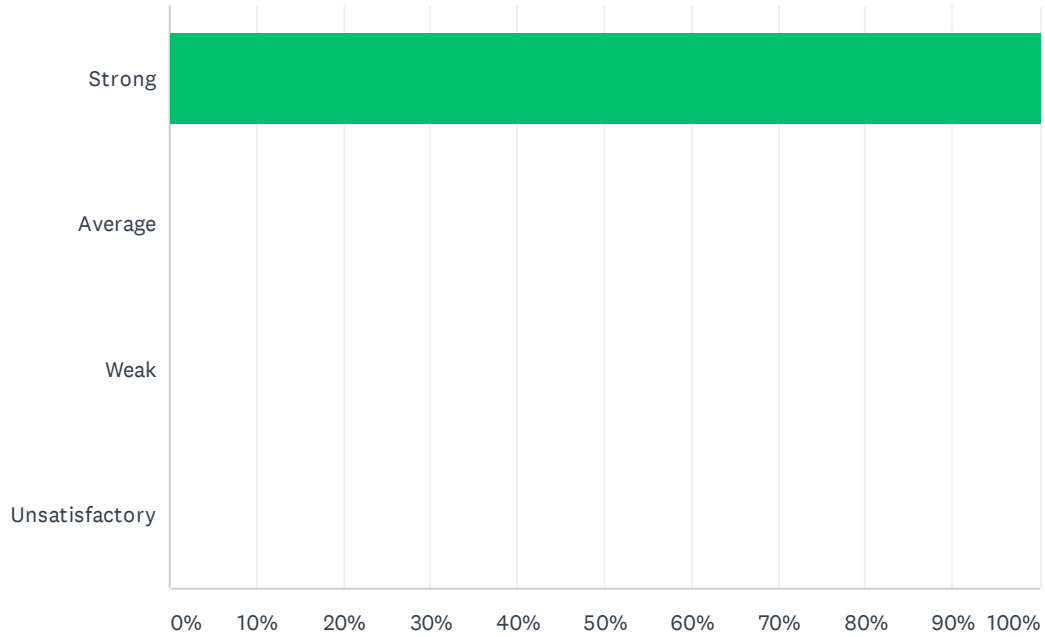
Answered: 4 Skipped: 0



ANSWER CHOICES	RESPONSES	
Strong	100.00%	4
Average	0.00%	0
Weak	0.00%	0
Unsatisfactory	0.00%	0
<b>TOTAL</b>		<b>4</b>

### Q31 Staff and students feel safe at my site.

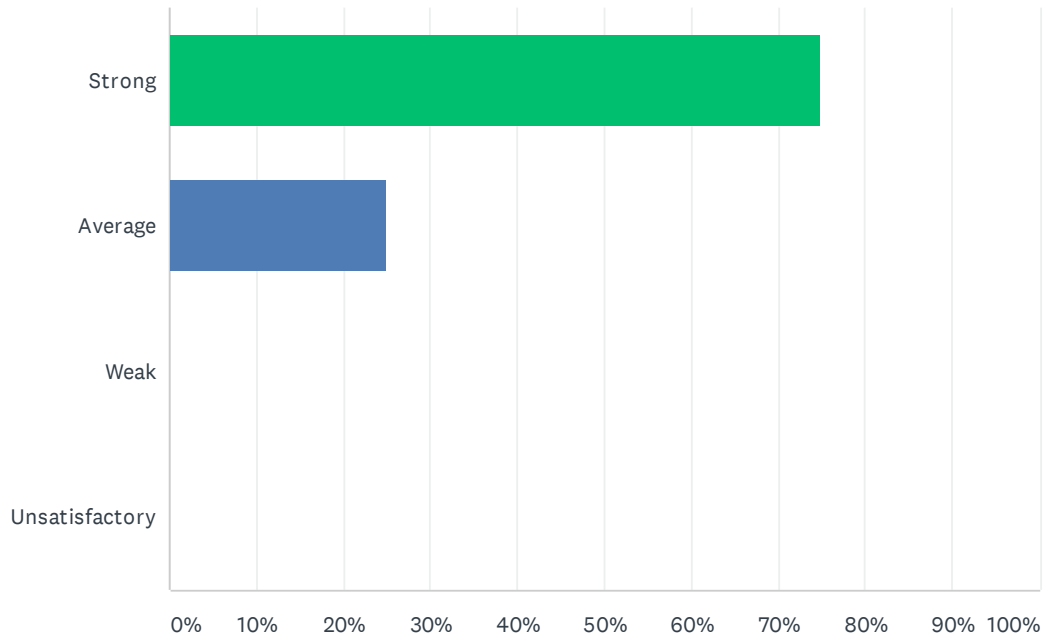
Answered: 4 Skipped: 0



ANSWER CHOICES	RESPONSES	
Strong	100.00%	4
Average	0.00%	0
Weak	0.00%	0
Unsatisfactory	0.00%	0
<b>TOTAL</b>		<b>4</b>

### Q32 Discipline is improving at my site and not interfering with learning.

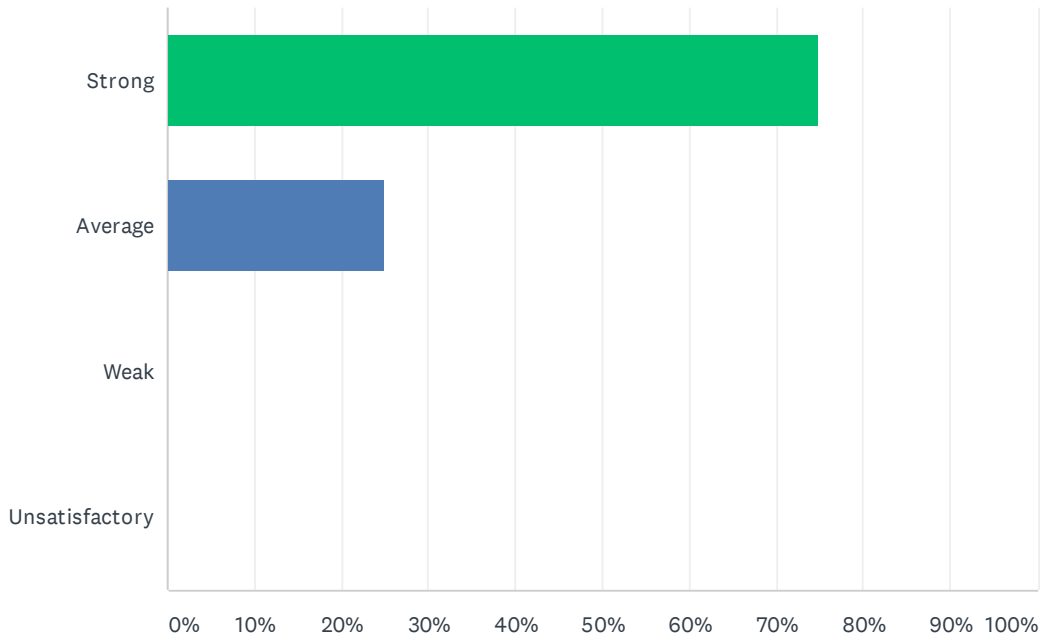
Answered: 4 Skipped: 0



ANSWER CHOICES	RESPONSES	
Strong	75.00%	3
Average	25.00%	1
Weak	0.00%	0
Unsatisfactory	0.00%	0
<b>TOTAL</b>		<b>4</b>

### Q33 Positive referrals are an effective tool in improving discipline.

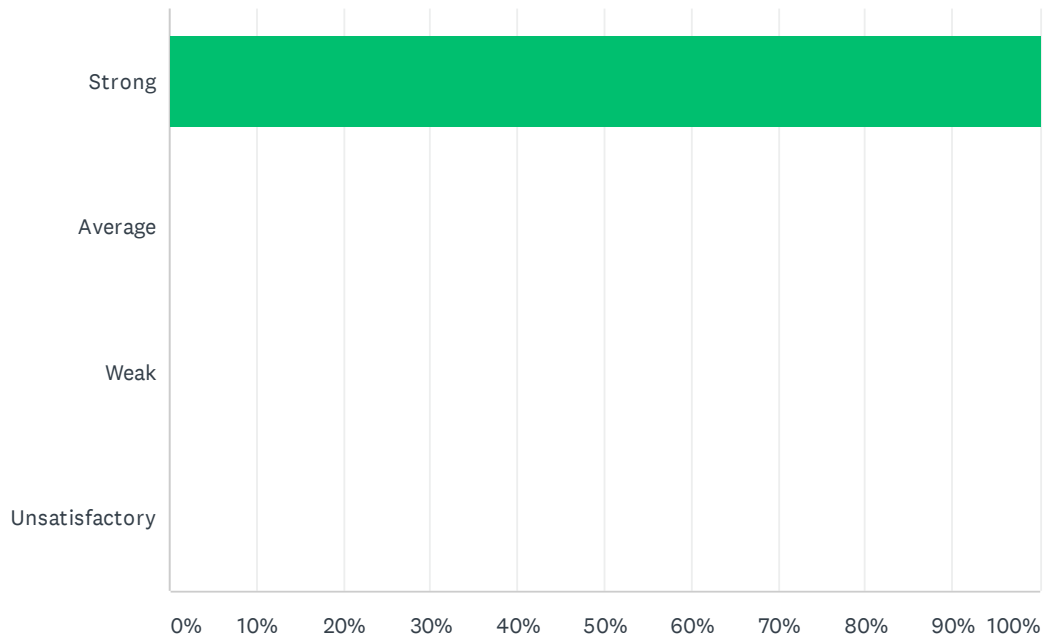
Answered: 4 Skipped: 0



ANSWER CHOICES	RESPONSES	
Strong	75.00%	3
Average	25.00%	1
Weak	0.00%	0
Unsatisfactory	0.00%	0
<b>TOTAL</b>		<b>4</b>

### Q34 When ODR's (office disciplinary referral) are written the teacher's word is valued and trusted.

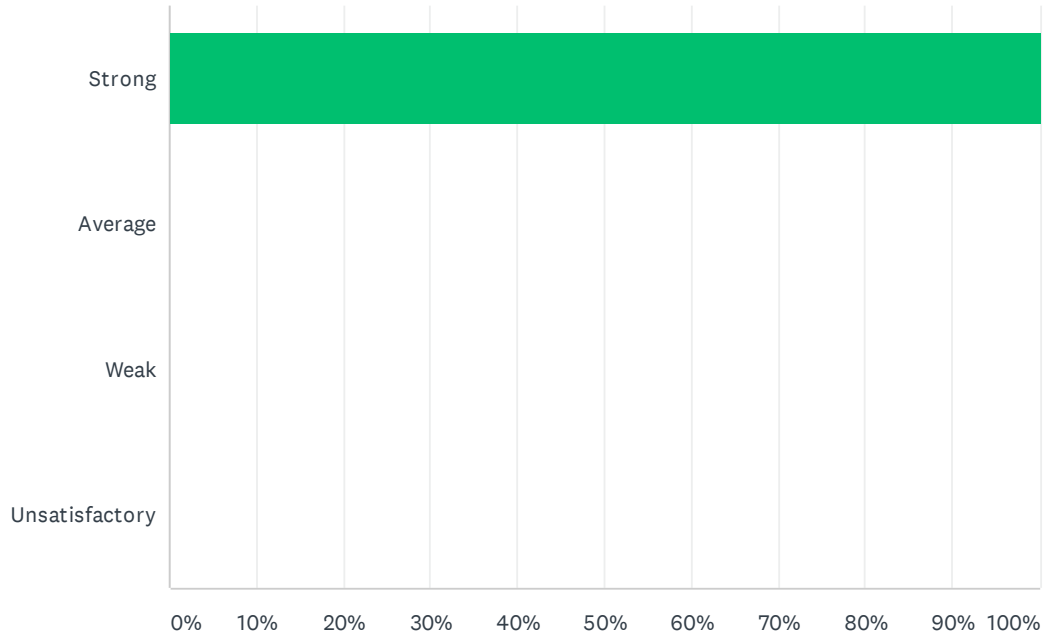
Answered: 4 Skipped: 0



ANSWER CHOICES	RESPONSES	
Strong	100.00%	4
Average	0.00%	0
Weak	0.00%	0
Unsatisfactory	0.00%	0
<b>TOTAL</b>		<b>4</b>

### Q35 My site has a positive atmosphere.

Answered: 4 Skipped: 0

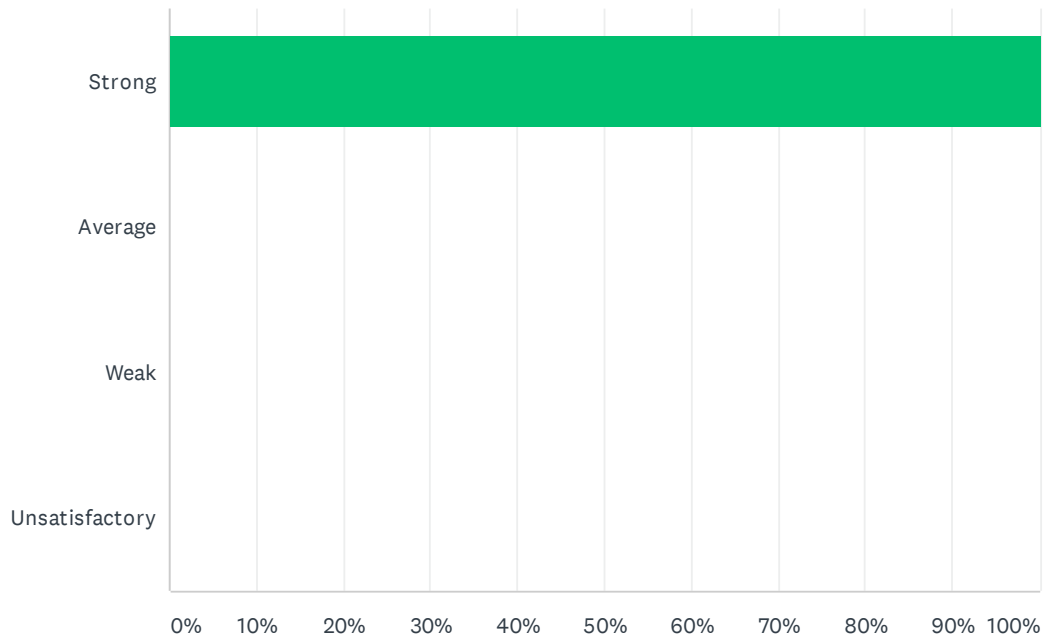


ANSWER CHOICES	RESPONSES	
Strong	100.00%	4
Average	0.00%	0
Weak	0.00%	0
Unsatisfactory	0.00%	0
<b>TOTAL</b>		<b>4</b>



### Q36 I would recommend my site to other employees and prospective teachers.

Answered: 4 Skipped: 0



ANSWER CHOICES	RESPONSES	
Strong	100.00%	4
Average	0.00%	0
Weak	0.00%	0
Unsatisfactory	0.00%	0
<b>TOTAL</b>		<b>4</b>