

Creciente Condominiums

CenturyLink Proposal for Creciente Condos of Ft Myers Beach, Florida

CenturyLink the Leader in Fiber Solutions



Prepared by:

Mark Chard – Regional Manager Multi-Dwelling Unit CenturyLink
E-Mail – Mark.Chard@CenturyLink.com
PH: 239-213-7523

Date: May 8, 2018

emc

Creciente Condominiums

CenturyLink's Proposal:

- We will provide Fiber Optics throughout the Community and right into your home!
- CenturyLink will install 100 Mbps worth of high speed internet, dedicated and secure, into each home!
- CenturyLink will install a wireless router in each home allowing the owner high speed internet from anywhere inside the home!

PRICING

ONLY \$25.95 PER HOME FOR 100 Mbps OF INTERNET, 120 MONTH COMMITMENT, PROFESSIONALLY INSTALLED WITH A WIRELESS ROUTER IN EACH HOME, BASED ON 172 CONDOS!

THE PRICE IS GUARENTEED FOR THE LIFE OF THE CONTRACT! NO TAXES OR FEES, \$25.95 PER HOME THAT IS IT!

Creciente Condominiums

ADDITIONAL CENTURYLINK BENEFITS

- The \$25.95 monthly charge for internet is guaranteed for the length of the contract! All taxes and fees included!
- 10 GIGABYTE RING BUILT AROUND COMMUNITY FOR THE FUTURE AND REDUNDANCY
- 24/7 HELP DESK DEDICATED TO OUR BULK CUSTOMERS
- DEDICATED ACCOUNT MANAGER (ME)
- We are planning gratis or free wireless internet connections in your office and social room (gigabyte). If you need more, just let me know.

Notes from Duilio's site visit and our Fiber Plan

3 buildings 172 units Total

2 buildings are identical, 68 unit for building: 9 floors, first floor 4 units and 8 floors with 8 units, each building has IDF in first floor, need 3 fiber strands to place 2/ 1X32 and 1x8 splitter for 68 units, second building can use bigger splitter to be use on the gratis, 2 gratis (office and social room)

1 building 36 units/ 4 units for floors (9), one IDF in first floor, need 2 fiber strands to place 1X32 splitter, 1X4 Splitter for 36 units

Installation of Fiber homerun from spec location outside to each unit and terminate (assumption 150 FT Average), SFH.

Really long pulls, adding fiber to existing coaxes conduits, keeping coaxes in place, running fibers in conduits with up to 9 coaxes per stack
Running fiber from IFD thru concrete walls, two rooms away to reach junction box w/conduits to units

Utilize 6 strands in existing fiber on Estero Blvd for 1800' to Vault at Lennel Rd. Place 600' 48F from Lennel to vault across the street from property on Estero Blvd. Place total of 2225' of 24F from access to 3 building IDFs.

Creciente Condominiums

Building Your New Infrastructure – Fiber Construction

•Scope

- Buried and underground placement of approximately (-) miles fiber optic facilities
- Placement of optical splitter cabinets
- Placement of approximately (-) distribution pedestals

•Project Pre-planning

- On and Off Site Project Manager
- Notification to HOA of construction start
- Pre-construction and planning meeting with HOA
- Door Slanging – Pre and post project with contact information
- Work Hours
- Construction vehicle identification

•Construction Guidelines

- Generator Assignments
- Video tape project path
- White lining to identify trenching path
- Municipality Notification of Construction start
- Weekly and daily updates – areas and streets
- On site supervisors and inspectors

•Construction Activity

- Project signs to be displayed at work areas
- Pot holing and trenching procedures verified
- Directional Boring – 36" County Roadways, 20" County ROW, 24" Private Roads
- Flow – 30" County ROW; 18" Utility Easements (for cables, 0" Private Property fiber drops
- Complete all boxes along individual cable route, followed by *pull* and restoration crews
- Fiber splicing areas will complete work at pedestals

•Utility Locates

- Locates to be requested two to three days in advance
- Procedures in place to minimize damages
- Damage Investigation and RCA

•Safety

- Worksite pre-inspections
- All excavations closed on a daily basis
- Work area protection and traffic control

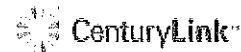
•Quality Control and Assurance

- Daily on site supervision
- Temporary restoration completed on a daily basis with final restoration within three days of area completion
- A customer complaint and Damage Call Center will be established
- Customer to be contacted within 24 hours for issue resolution

•Project Management and weekly Status Reports

- Construction progress by phase
- Identification and resolution related to damage done to any facilities
- Resolution of any HOA or resident complaint
- CenturyLink will host weekly meetings with HOA representatives to review schedules and restoration work

14



Creciente Condominiums

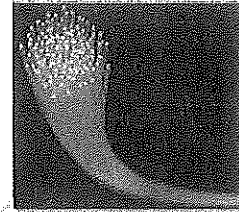
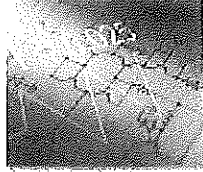
Your Dedicated Support Team

CenturyLink dedicates a local team of experts to meet every need




Account Management

Design and Engineering



Installation



Maintenance and Support



Local Leadership

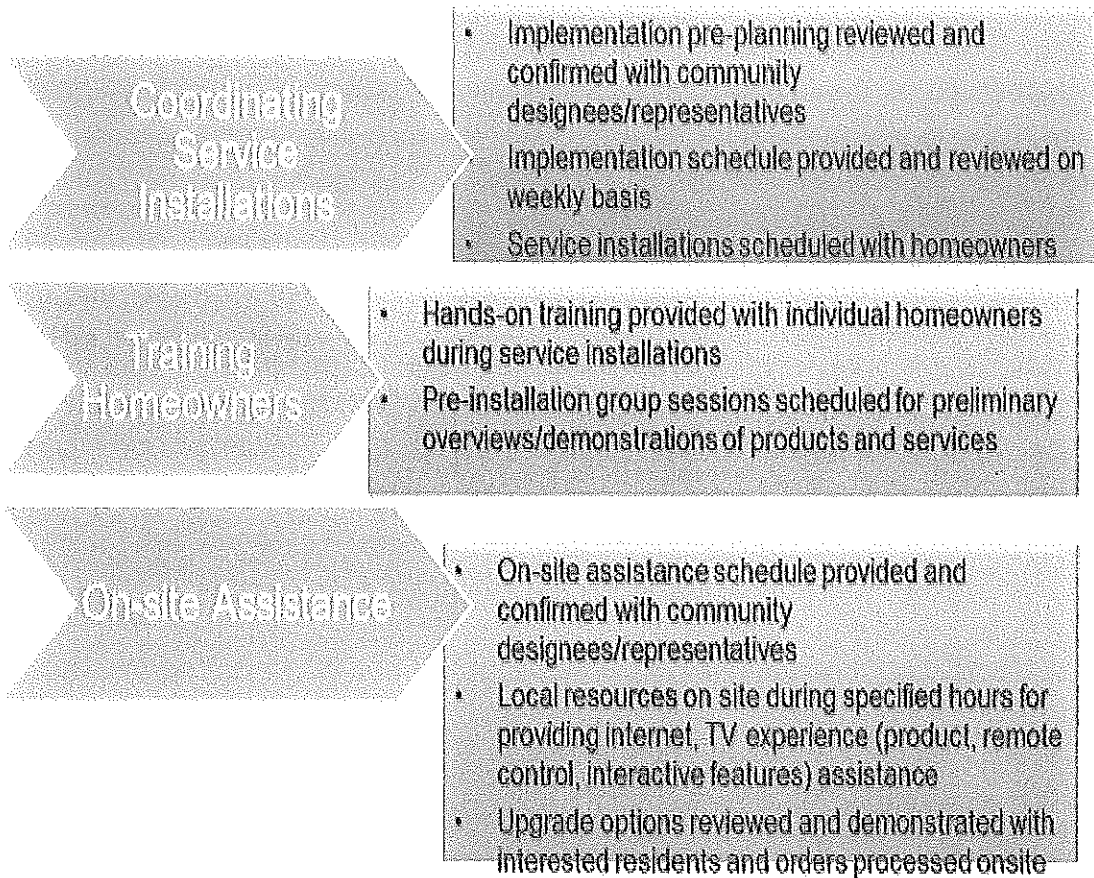
You'll have full access to a team of experienced local experts who will be with you during every phase

9



Creciente Condominiums

Planning and Implementation Processes



16



Creciente Condominiums

Next Steps?

• Contact Mark with Questions

Thanks,
Mark Chard
Office # 239-213-7523
Email: Mark.chard@centurylink.com