




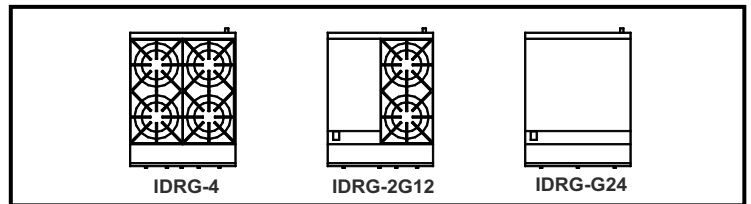
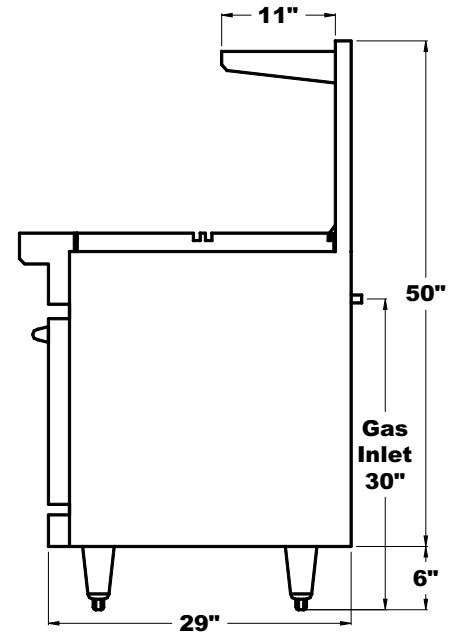
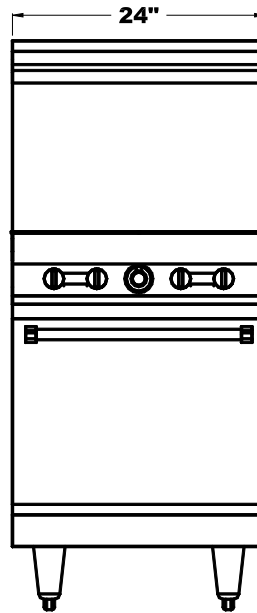
Ideal Oven Ranges innovative design provide the most useful features at an affordable cost. Finally, you can have an intelligent range design that allows to integrate any configuration desired to have all in one. Our Oven Ranges are made of heavy duty materials. All stainless steel exterior, including front and side panels, 5" landing ledge, shelf, and oven exterior door. Double side panels for better insulation. Our top grates and open burners are made of cast iron. The oven interior is fully insulated with porcelain coating to ensure even heat and easy cleaning yet rugged enough to withstand the constant heavy usage of a busy kitchen. The oven is thermostatically controlled and its temperature ranges from 150°-500° F.



STANDARD FEATURES

- Stainless steel exterior front, sides, landing ledge and shelf.
- Double side panels for better insulation.
- Wide heavy duty 5" landing ledge provides extra work space
- Separate heavy duty black knobs to control each burner.
- 12" x 24" heavy duty cast iron top grates and 6" round burners for open burner sections. Burners rated at 26,000 BTU/hr.
- Polished 5/8" thick steel griddle plate with heavy gage stainless steel sides and back splashes.
- Fully insulated large capacity porcelain oven provides an even heat of 27,000 BTU/hr.
- Adjustable oven thermostat ranges from 150° to 500°F.
- One locking chrome plated rack that can be adjusted in two different positions.
- 3" wide stainless steel grease trough.
- Large capacity full width grease can.
- One year parts and labor warranty.

Gas: 3/4" NPT rear gas connection, specify type of gas and altitude if over 2,000 feet.
 Pressure: 5" W.C. - Natural Gas
 10" W.C. - Propane Gas
 Note: Install the adequate pressure regulator at the inlet of the gas line.



Note: If required, add \$469.00 to the price list for Thermo griddle section. Call for details.

Model	Description	Length	Depth	Height	Weight	Total BTU's	List Price
IDRG-4	4 Open Burner Range	24"	29"	56"	400 lbs.	131,000	\$2,165.00
IDRG-2G12	2 Open Burner w/ 12" Griddle	24"	29"	56"	425 lbs.	99,000	\$2,695.00
IDRG-G24	24" Griddle Range	24"	29"	56"	460 lbs.	67,000	\$2,740.00