



Tri-County Community
Partnership Initiative

Advisory Board Program Update

April 27, 2021

Sponsored by the One Okaloosa EDC

Agenda

- ▶ Welcome and Opening Comments
- ▶ Program Update
 - Federal Update
- ▶ Work Group Updates
 - Spotlight: Purple Star School Task Force
- ▶ Around the Table Comments
- ▶ Way Ahead Schedule



Program Update– Federal Update

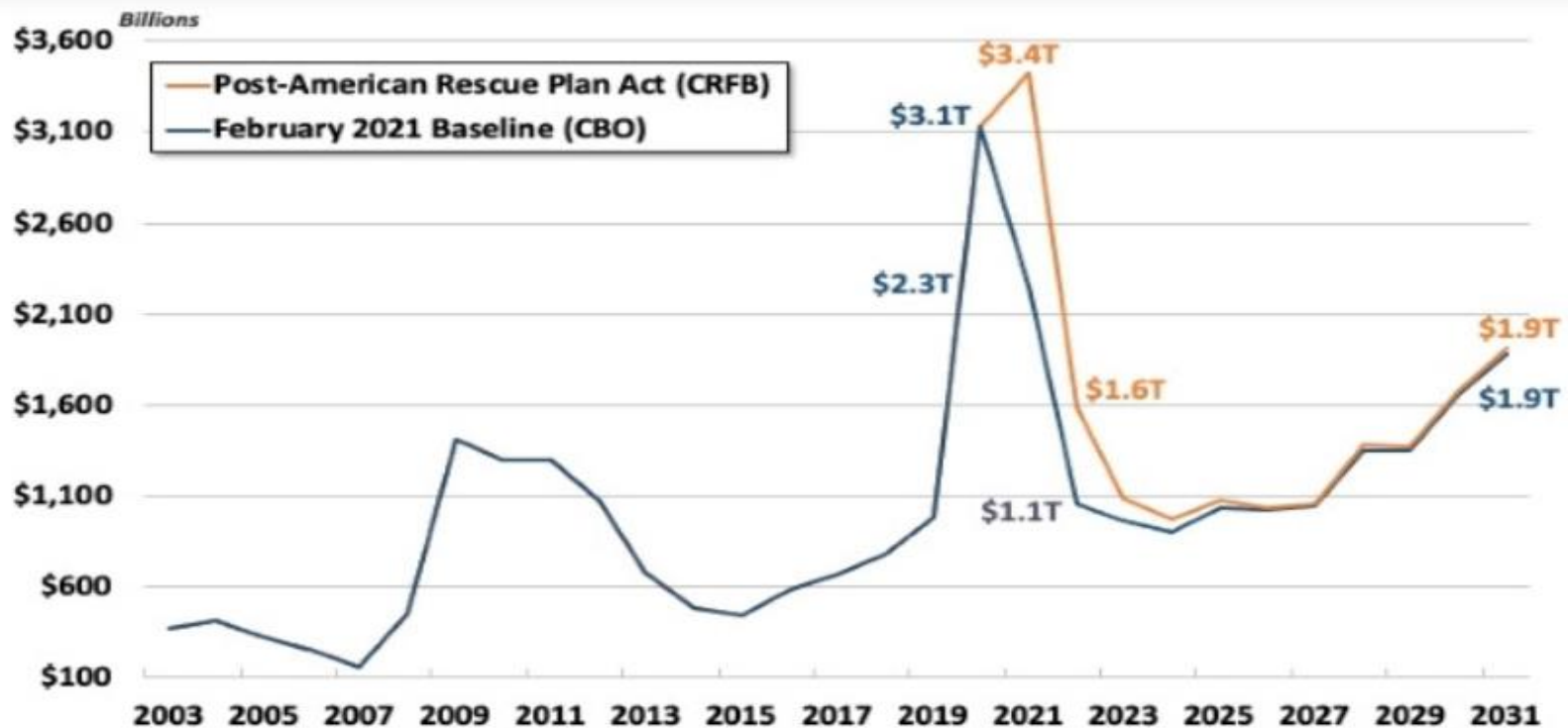
- ▶ House of Representatives
 - Slim majority made even tighter by Biden Administration nominations
 - Republicans dealing with fallout from Impeachment, Capitol Insurrection, President Trump
- ▶ Senate
 - 50/50 Democratic majority with Vice President Harris
 - Future of the Filibuster
- ▶ Fiscal Year 2022 Budget
 - Sequestration budget caps are gone
 - Role of congressional earmarks
 - Three month delay is compounded by congressional Covid-19 operating procedures
- ▶ Defense Budget
 - Impact of DMAG review and flat line request of \$705B?
 - Whispers of potential BRAC request. Strategic basing recommendations influenced by quality of education; cost savings; climate change and alignment to the National Defense Strategy

Program Update – FY22 DoD Budget

- ▶ Expect PBR to Congress May 3...may “flat-line” DoD at ~\$705B
- ▶ DepSec Hicks Conducting Six Program-Review “DMAGs”
 - Navy Shipbuilding
 - Nuclear Triad Recapitalization
 - Long-Range-Strike
 - Tactical Aircraft (F-35; KC-46; MQ-9)
 - Climate Change
 - “Build Back Better”
- ▶ All Six DMAG Reviews Will Also Ask Three Questions:
 - What low-value, legacy fleets can be divested, free up savings for modernization?
 - What can be done to increase Pacific-deterrence against China?
 - What can be done to accelerate Unmanned/Autonomous platforms?
- ▶ Air Force May Propose Additional Aircraft Retirements: A-10, KC-10, KC-135, that were not approved by Congress in 2021
- ▶ Services POMs For FY23 Due to OSD June 2021 = very tight turnaround!

Program Update – Annual Deficits

This Year's Deficit Will Eclipse Last Year's



Work Group Updates

- ▶ Purple Star School – FDOE Program
- ▶ A recognized program supporting K–12 military children by identifying schools that provide specific support criteria
 - Dedicated school staff POC for military students & families
 - Student-led transition program
 - Dedicated web page featuring military information & resources
 - Annual staff development identified by FDOE
 - School Policy: Interstate Compact on Educational Opportunity for Military Children
 - 2 additional recognition programs; i.e. MoMC, Veterans Day
- ▶ Schools designated as military friendly will act as a compass for the hundreds of thousands of military-connected students experiencing school transition



Purple Star School Task Force





Co-Chairs: Cindy Gates, Lacey Allen, Elaine Lajeunesse

Partnership Activity	Status
<u>Mission</u> <u>Goals & Objectives</u>	<ul style="list-style-type: none">To identify and assist interested schools in the tri-county area in achieving Florida Purple Star School Distinction dedicated to supporting military students and their families.
<u>Florida PSS Legislation Monitoring ongoing</u>	<p><u>Status: TBD FDOE</u> (Current as of 26 Apr 21)</p> <ul style="list-style-type: none"><u>SB 938:</u> <i>Purple Star Campus Passed Unanimously</i><u>HS 429:</u> <i>Purple Star Campus Passed Unanimously</i>Department of Education shall establish a Purple Star ProgramDesignate a staff member as a military liaison, designated webpage, student-Led transition program, FDOE professional development training, school policy; two additional recognition programs, reserve at least 5 percent of controlled open enrollment seats for military students .
<u>Way Forward</u>	<ul style="list-style-type: none">This act shall take effect 01July21Surveying Tri-County schools for interest and qualificationsIdentifying Known gaps within the Tri-County AreaSupports and resources

Career Readiness Assistance

Co-Chairs: Terry Cowan, Kelly Childs, Angela Maberry

Partnership Activity	Status
<p><u>Events</u></p> <p>WG coordinates events to provide networking and employment opportunities for military service members, Veterans, and their dependents</p>	<p>February 26th, PJF 63% Military attendees</p> <p>April 29th, HoH Hurlburt's Soundside</p>
<p><u>DoD SkillBridge</u></p>  <p>WG partners to place transitioning servicemembers into our workforce</p> <p>Recognized by AFCEP, Veterans Florida, and Florida workforce system as leader in DoD SkillBridge community integration</p>	 <p>"We routinely highlight success stories and I understand Eglin AFB is a leader in this area and has a successful program." Jonathan Kohl, AFCEP, Deputy Assistant Secretary of the Air Force (Installations)</p>
<p><u>Workforce / Talent Economic Impact</u></p> <p>Cost Avoidance of ~ \$10k when we retain Transitioning Servicemember</p>	<p>March unemployment rate Okaloosa County was 4.0% FL unemployment 5.3%; National 6.2%. The Crestview-Ft. Walton Beach-Destin MSA had the third fastest annual job growth rate compared to all the metro areas in the state in professional and business services (+8.4 percent) in March 2021.</p>



Eglin AFB / Hurlburt Field DoD SkillBridge

■ Partnership Need/Requirement

- Eglin AFB/Hurlburt Field Community has a critical shortage of a cleared workforce with technical/professional skills.

■ Partnership Description

- Through the Tri-County Partnership Initiative (TCPI), Eglin AFB/Hurlburt Field signed an MOU with the local workforce development board to create a Career Readiness Assistance Work Group (WG) to deliver enhanced transition services, including participating in internships under the DoD SkillBridge Program.



Three TSM's successfully completed DoD SkillBridge internships and were hired with local contracting company MAG Aerospace



■ How the Partnership Works

- Installation Education Centers refer Transitioning Servicemembers (TSM's) applying for a SkillBridge internship to the local workforce development board, where Local Veterans Employment Representatives match them with the community's local businesses for an internship.

■ Partnership Benefits

- Significant to AFCP and its mission, each TSM that receives enhanced career readiness assistance from the WG and subsequently joins the local workforce, receiving less than six weeks of unemployment compensation, represents a cost avoidance of ~\$10k each for the AF and increases the local labor pool supporting the military community.

Installation Resiliency

Co-Chairs: Bernard Johnson, Jeff Fanto, Dana McIntyre

Partnership Activity	Status
<u>Ad Hoc Cell Phone Task Force</u>	<ul style="list-style-type: none"> • Plan near term briefing of Verizon efforts to expand coverage on Eglin and Hurlburt Field • Verizon is the contract provider of government phone service, expanded coverage might encourage personnel to switch their personal service to Verizon • Suggest potentially disbanding the task force as these efforts are being managed by Eglin and Hurlburt Civil Engineers
<u>Back-Up Generation</u>	<ul style="list-style-type: none"> • 75.5 MW Solar Centers • Micro Grid Solar • Eglin Solar/Battery Storage
<u>Waste-to-Energy</u>	<ul style="list-style-type: none"> • Feasibility analysis underway • Developed a financial model • Working with County to evaluate savings • Collaborating with Southern Research Institute
<u>Defense Community Infrastructure Pilot Program (DCIP)/Military Installation Sustainability</u>	<ul style="list-style-type: none"> • Suggest creating a separate working group to support DCIP requests from any of the other groups • Request grant to fund Eglin/Hurlburt Field Military Installation Resilience Review • Assess potential for DCIP funding of Okaloosa County Traffic Management Center

Choctawhatchee Electric Cooperative, Inc.

TCPI Energy Resiliency Working Group April 27, 2021



A Touchstone Energy® Cooperative





OUR VISION:

To continuously promote the quality of life for our members, employees and communities within the scope of our core business.

OUR MISSION:

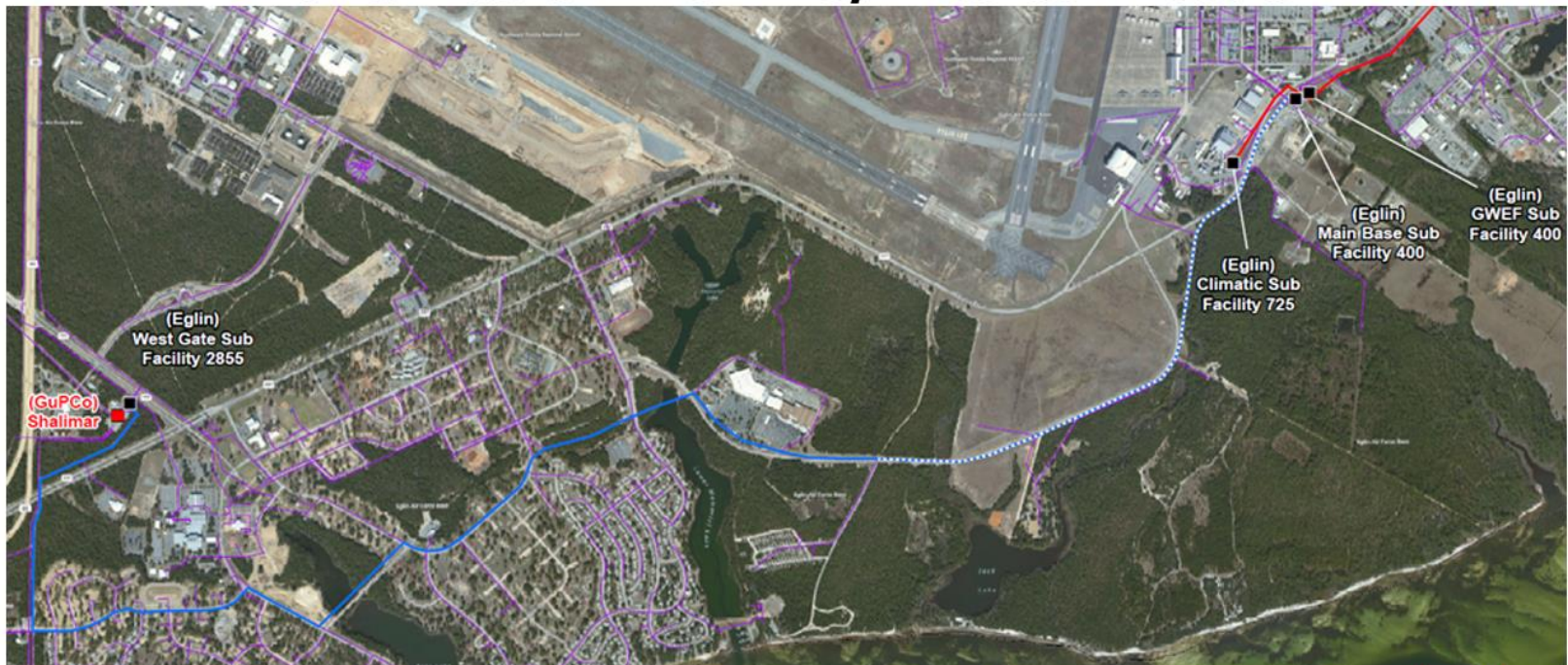
To safely provide quality services and products at competitive value while adhering to the cooperative principles.

OUR VALUES

- #1 Safety Focus
- Commitment to Community
- Honesty & Integrity
- Excellence in Service
- Leadership with Accountability
- Continuous Improvement
- Outstanding Teamwork



Transmission Tie Line/Interconnection



POWERED by YOU

Transmission Tie Line/Interconnection



POWERED by YOU

Utilities Privatization Contract for Eglin AFB

- Transmission Tie Line to Interconnect East/West – energized March 5th
- Fiber ran and installed in all 10 Eglin substations and 2 switching stations
- Substation Control House – set in place at the Main/GWEF substation
- Over 1,200 Poles replaced so far
- 115 Manholes Upgraded
- Transformer Equipment Upgraded
 - 10 Ground Mount Transformers
 - 3 Transclosure Transformers
 - 20 Live-front Concrete Pads
 - 43 3-phase Pad Mount Transformers
 - 19 3-Phase Primary Risers
 - 3 3-Phase Primary Junction Cabinets
- 13,032' of 3-phase primary cable replaced.
- There have been several additional overhead and underground deficiencies and other NESC code violations corrected.

POWERED by YOU



Points of Contact

Matthew Avery, P.E.
SVP of Engineering & Operations
Office (850) 307-1190
Cell (850) 585-2217
mavery@chelco.com

Mike Kapotsy, P.E.
Director of E&O – Eglin AFB
Office (850) 307-1198
Cell (850) 333-2152
mkapotsy@chelco.com

Tina Rushing, C.E.M.
Energy Advisor/Key Account Representative
Office (850) 307-1124
Cell (850) 598-4636
trushing@chelco.com



POWERED by YOU

Workforce Housing

Co-Chairs: Alan Baggett (BIA), Kathy Lawhon (Eglin), Kathy McCoy (Hurlburt)

Partnership Activity	Status
<u>Eglin Update</u>	<ul style="list-style-type: none">• Eglin Housing Office open throughout COVID• 862 total housing units (end state will be 747)• Current occupancy 97.3• Eglin Waitlist Details (210 total)
<u>Hurlburt Update</u>	<ul style="list-style-type: none">• Current inventory 451 Units; End State 404 Units• No Plans to Build Additional Homes Beyond End State• Current occupancy 95%

Workforce Housing

Yearly Market Comparison

Comparing Entire MLS

As of Saturday, April 24, 2021 10:14:04 AM

Search Parameters: Property type Rental; Area of '11 - Navarre/Gulf Breeze', '12 - Fort Walton Beach', '13 - Niceville', '14 - Destin', '20 - Freeport', '23 - North Walton County', '25 - Crestview Area'.

	Number of Sold Listings				Dollar Volume of Sold Listings				Median Sale Price			
	2020	2021	Diff	Chg	2020	2021	Diff	Chg	2020	2021	Diff	Chg
January	204	237	33	16.2%	\$ 278,969	\$ 513,044	234,075	83.9%	1,350	1,440	90	6.7%
February	221	206	-15	-6.8%	\$ 309,990	\$ 318,250	8,260	2.6%	1,350	1,500	150	11.1%
March	220	236	16	7.3%	\$ 307,500	\$ 508,770	201,270	65.4%	1,372	1,500	128	9.3%
April	213	137	-76	-35.7%	\$ 295,235	\$ 227,279	-67,956	-23.1%	1,295	1,600	305	23.6%
May	217	12	-205	-94.5%	\$ 552,800	\$ 17,470	-535,330	-96.9%	1,450	1,505	55	3.8%
June	245	0	-245	-100.0%	\$ 391,645	\$ 0	-391,645	-100.0%	1,500	0	-1,500	-100.0%
July	244	0	-244	-100.0%	\$ 373,320	\$ 0	-373,320	-100.0%	1,497	0	-1,497	-100.0%
August	199	1	-198	-99.5%	\$ 304,815	\$ 2,800	-302,015	-99.1%	1,495	2,800	1,305	87.3%
September	204	0	-204	-100.0%	\$ 316,994	\$ 0	-316,994	-100.0%	1,550	0	-1,550	-100.0%
October	218	0	-218	-100.0%	\$ 338,865	\$ 0	-338,865	-100.0%	1,500	0	-1,500	-100.0%
November	161	0	-161	-100.0%	\$ 244,905	\$ 0	-244,905	-100.0%	1,500	0	-1,500	-100.0%
December	161	1	-160	-99.4%	\$ 244,925	\$ 5,500	-239,425	-97.8%	1,450	5,500	4,050	279.3%
YTD Total	835	813	-22	-2.6%	\$ 1,157,044	\$ 1,562,943	405,899	35.1%	1,350	1,500	150	11.1%
Total	2,507	830	-1,677	-66.9%	\$ 3,959,963	\$ 1,593,113	-2,366,850	-59.8%	1,450	1,500	50	3.4%

Workforce Housing

Yearly Market Comparison

Comparing Entire MLS

As of Saturday, April 24, 2021 10:14:04 AM

Search Parameters: Property type Rental; Area of '11 - Navarre/Gulf Breeze', '12 - Fort Walton Beach', '13 - Niceville', '14 - Destin', '20 - Freeport', '23 - North Walton County', '25 - Crestview Area'.

	Number of New Listings				Dollar Volume of New Listings				Median List Price			
	2020	2021	Diff	Chg	2020	2021	Diff	Chg	2020	2021	Diff	Chg
January	241	195	-46	-19.1%	\$ 338,724	\$ 300,024	-38,700	-11.5%	1,320	1,450	130	9.8%
February	236	158	-78	-33.1%	\$ 338,390	\$ 237,015	-101,375	-30.0%	1,395	1,472	77	5.5%
March	218	170	-48	-22.0%	\$ 325,904	\$ 285,734	-40,170	-12.4%	1,400	1,610	210	15.0%
April	211	118	-93	-44.1%	\$ 321,985	\$ 208,500	-113,485	-35.3%	1,450	1,682	232	16.0%
May	237	0	-237	-100.0%	\$ 365,135	\$ 0	-365,135	-100.0%	1,495	0	-1,495	-100.0%
June	272	0	-272	-100.0%	\$ 433,375	\$ 0	-433,375	-100.0%	1,500	0	-1,500	-100.0%
July	266	0	-266	-100.0%	\$ 420,065	\$ 0	-420,065	-100.0%	1,500	0	-1,500	-100.0%
August	215	1	-214	-99.5%	\$ 343,744	\$ 1,700	-342,044	-99.6%	1,550	1,700	150	9.7%
September	190	0	-190	-100.0%	\$ 298,235	\$ 0	-298,235	-100.0%	1,522	0	-1,522	-100.0%
October	192	0	-192	-100.0%	\$ 303,560	\$ 0	-303,560	-100.0%	1,500	0	-1,500	-100.0%
November	148	0	-148	-100.0%	\$ 226,565	\$ 0	-226,565	-100.0%	1,500	0	-1,500	-100.0%
December	170	0	-170	-100.0%	\$ 273,010	\$ 0	-273,010	-100.0%	1,522	0	-1,522	-100.0%
YTD Total	859	641	-218	-25.4%	\$ 1,251,213	\$ 1,031,273	-219,940	-17.6%	1,495	1,525	30	2.0%
Total	2,596	642	-1,954	-75.3%	\$ 3,988,692	\$ 1,032,973	-2,955,719	-74.2%	1,495	1,525	30	2.0%

Around the Table Comments



Okaloosa Gas District



Mid-Bay Bridge Authority



THE BUILDING INDUSTRY ASSOCIATION
OF OKALOOSA & WALTON COUNTIES, INC.



Gulf Power



Fort Walton Beach
Medical Center



CareerSource
OKALOOSA | WALTON



Okaloosa County
School District



CHELCO



Matrix
Excellence by Design



Next Time

- ▶ The Way Ahead Schedule
 - 26 May 21 CPP
 - 22 June 21 Ideas Workshop
 - 27 July 21 AB



TCPI values the input of its Community Partners; please know we welcome your comments. Have something to share? Contact Nathan Sparks, TCPI Chair 850-362-6467 nathan@oneokaloosa.org

Mission: To function as the tri-county community partnership facilitator identifying and supporting public-private partnerships capable of sustaining military base missions.