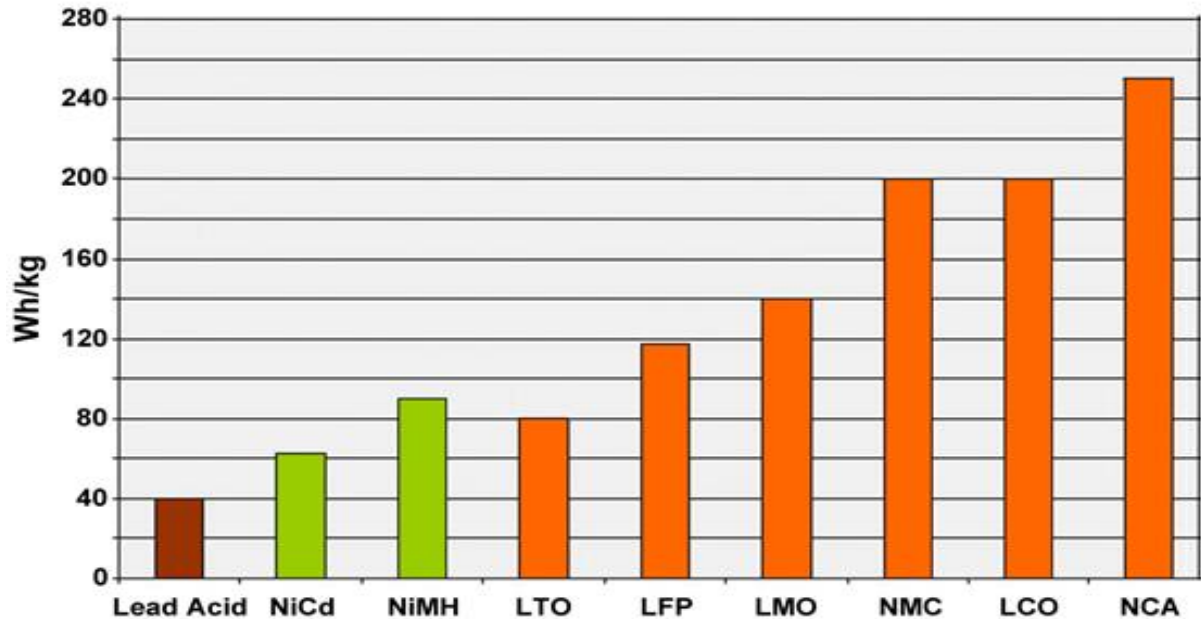


## 锂离子电池类型 (Types of Lithium-ion)

Source: [http://batteryuniversity.com/learn/article/types\\_of\\_lithium\\_ion](http://batteryuniversity.com/learn/article/types_of_lithium_ion)

Figure 15 compares the specific energy of lead-, nickel- and lithium-based systems. While Li-aluminum (NCA) is the clear winner by storing more capacity than other systems, this only applies to specific energy. In terms of specific power and thermal stability, Li-manganese (LMO) and Li-phosphate (LFP) are superior. Li-titanate (LTO) may have low capacity but this chemistry outlives most other batteries in terms of life span and also has the best cold temperature performance. Moving towards the electric powertrain, safety and cycle life will gain dominance over capacity. (LCO stands for Li-cobalt, the original Li-ion.)



**Figure 15: Typical specific energy of lead-, nickel- and lithium-based batteries.**

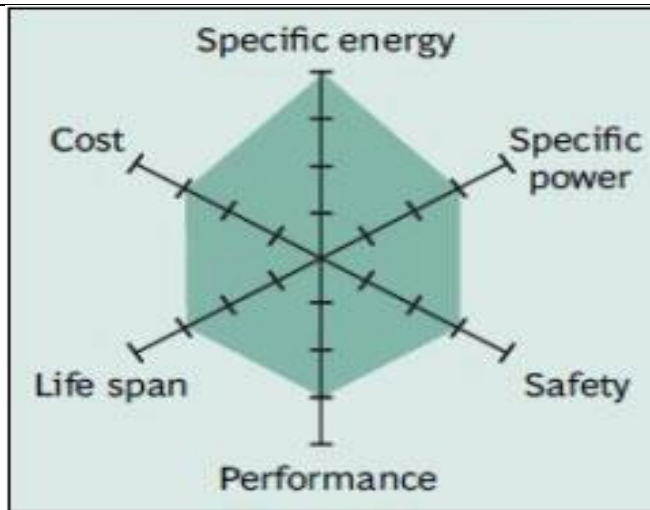
NCA enjoys the highest specific energy; however, manganese and phosphate are superior in terms of specific power and thermal stability. Li-titanate has the best life span.

### 1. 镍钴锰酸锂 Lithium Nickel Manganese Cobalt Oxide (LiNiMnCoO<sub>2</sub> or NMC)

One of the most successful Li-ion systems is a cathode combination of nickel-manganese-cobalt (NMC). Similar to Li-manganese, these systems can be tailored to serve as Energy Cells or Power Cells. For example, NMC in an 18650 cell for moderate load condition has a capacity of about 2,800mAh and can deliver 4A to 5A; NMC in the same cell optimized for specific power has a capacity of only about 2,000mWh but delivers a continuous discharge current of 20A. A silicon-based anode will go to 4,000mAh and higher but at reduced loading capability and shorter cycle life. Silicon added to graphite has the drawback that the anode grows and shrinks with charge and discharge, making the cell mechanically unstable.

The secret of NMC lies in combining nickel and manganese. An analogy of this is table salt in which the main ingredients, sodium and chloride, are toxic on their own but mixing them serves as seasoning salt and food preserver. Nickel is known for its high specific energy but poor stability; manganese has the benefit of forming a spinel structure to achieve low internal resistance but offers a low specific energy. Combining the metals enhances each other strengths.

NMC is the battery of choice for power tools, e-bikes and other electric powertrains. The cathode combination is typically one-third nickel, one-third manganese and one-third cobalt, also known as 1-1-1. This offers a unique blend that also lowers the raw material cost due to reduced cobalt content. Another successful combination is NCM with 5 parts nickel, 3 parts cobalt and 2 parts manganese. Further combinations using various amounts of cathode materials are possible. New electrolytes and additives enable charging to 4.4V/cell and higher to boost capacity. Figure 7 demonstrates the characteristics of the NMC.



**Figure 7: Snapshot of NMC.**

NMC has good overall performance and excels on specific energy. This battery is the preferred candidate for the electric vehicle and has the lowest self-heating rate.

There is a move towards NMC-blended Li-ion as the system can be built economically and it achieves a good performance. The three active materials of nickel, manganese and cobalt can easily be blended to suit a wide range of applications for automotive and energy storage systems (EES) that need frequent cycling. The NMC family is growing in its diversity.

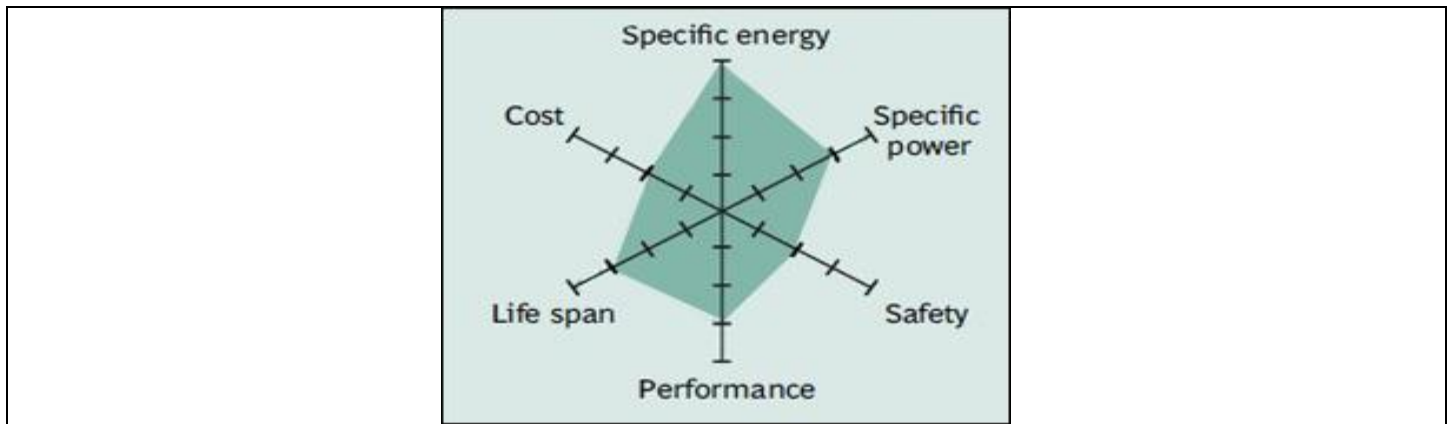
**Summary Table : Characteristics of lithium nickel manganese cobalt oxide (NMC)**

<b>Lithium Nickel Manganese Cobalt Oxide:</b> LiNiMnCoO <sub>2</sub> . cathode, graphite anode Short form: NMC (NCM, CMN, CNM, MNC, MCN similar with different metal combinations) Since 2008	
<b>Voltages</b>	3.60V, 3.70V nominal; typical operating range 3.0–4.2V/cell, or higher
<b>Specific energy (capacity)</b>	150–220Wh/kg
<b>Charge (C-rate)</b>	0.7–1C, charges to 4.20V, some go to 4.30V; 3h charge typical. Charge current above 1C shortens battery life.
<b>Discharge (C-rate)</b>	1C; 2C possible on some cells; 2.50V cut-off
<b>Cycle life</b>	1000–2000 (related to depth of discharge, temperature)
<b>Thermal runaway</b>	210°C (410°F) typical. High charge promotes thermal runaway
<b>Applications</b>	E-bikes, medical devices, EVs, industrial
<b>Comments</b>	Provides high capacity and high power. Serves as Hybrid Cell. Favorite chemistry for many uses; market share is increasing.

**2. 镍钴铝酸锂 Lithium Nickel Cobalt Aluminum Oxide (LiNiCoAlO<sub>2</sub>)**

Lithium nickel cobalt aluminum oxide battery, or NCA, has been around since 1999 for special applications. It shares similarities with NMC by offering high specific energy, reasonably good specific power and a long life span. Less flattering are safety and cost. Figure 11 summarizes the six key characteristics. NCA is a further

development of lithium nickel oxide; adding aluminum gives the chemistry greater stability.



**Figure 11: Snapshot of NCA.**

High energy and power densities, as well as good life span, make NCA a candidate for EV powertrains. High cost and marginal safety are negatives.

**Summary Table : Characteristics of Lithium Nickel Cobalt Aluminum Oxide**

<b>Lithium Nickel Cobalt Aluminum Oxide:</b> LiNiCoAlO <sub>2</sub> cathode (~9% Co), graphite anode		Since 1999
Short form: NCA or Li-aluminum.		
<b>Voltages</b>	3.60V nominal; typical operating range 3.0–4.2V/cell	
<b>Specific energy (capacity)</b>	200-260Wh/kg; 300Wh/kg predictable	
<b>Charge (C-rate)</b>	0.7C, charges to 4.20V (most cells), 3h charge typical, fast charge possible with some cells	
<b>Discharge (C-rate)</b>	1C typical; 3.00V cut-off; high discharge rate shortens battery life	
<b>Cycle life</b>	500 (related to depth of discharge, temperature)	
<b>Thermal runaway</b>	150°C (302°F) typical, High charge promotes thermal runaway	
<b>Applications</b>	Medical devices, industrial, electric powertrain (Tesla)	
<b>Comments</b>	Shares similarities with Li-cobalt. Serves as Energy Cell.	

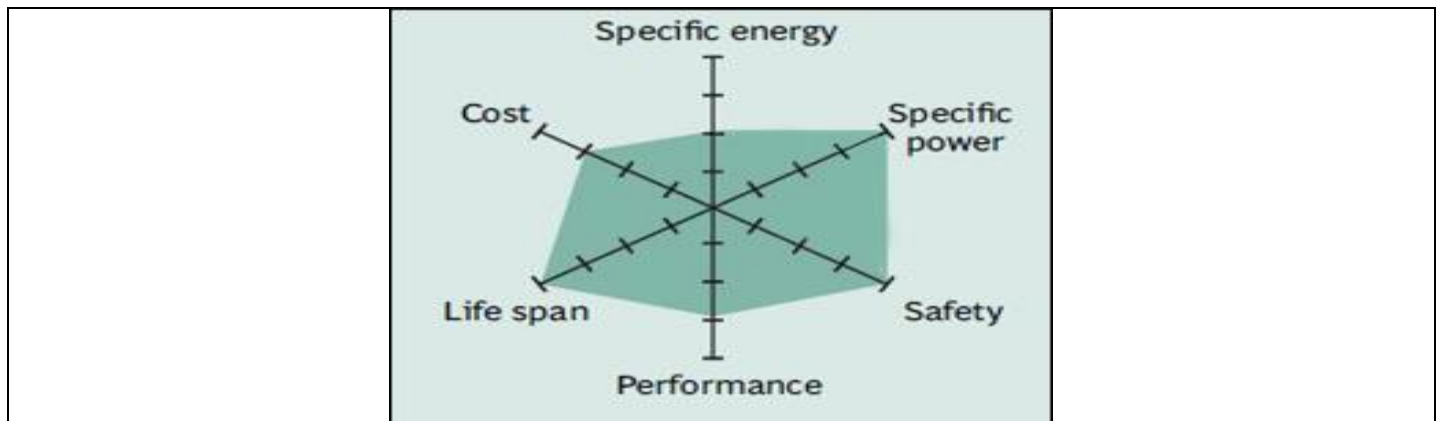
**3. 磷酸铁锂 Lithium Iron Phosphate(LiFePO<sub>4</sub>)**

In 1996, the University of Texas (and other contributors) discovered phosphate as cathode material for rechargeable lithium batteries. Li-phosphate offers good electrochemical performance with low resistance. This is made possible with nano-scale phosphate cathode material. The key benefits are high current rating and long cycle life, besides good thermal stability, enhanced safety and tolerance if abused.

Li-phosphate is more tolerant to full charge conditions and is less stressed than other lithium-ion systems if kept at high voltage for a prolonged time. (See [BU-808: How to Prolong Lithium-based Batteries](#)). As a trade-off, its lower nominal voltage of 3.2V/cell reduces the specific energy below that of cobalt-blended lithium-

ion. With most batteries, cold temperature reduces performance and elevated storage temperature shortens the service life, and Li-phosphate is no exception. Li-phosphate has a higher self-discharge than other Li-ion batteries, which can cause balancing issues with aging. Cleanliness in manufacturing is of importance for longevity. There is no tolerance for moisture, lest the battery will only deliver 50 cycles. Figure 9 summarizes the attributes of Li-phosphate.

Li-phosphate is often used to replace the lead acid starter battery. Four cells in series produce 12.80V, a similar voltage to six 2V lead acid cells in series. Vehicles charge lead acid to 14.40V (2.40V/cell) and maintain a topping charge. With four Li-phosphate cells in series, each cell tops at 3.60V, which is the correct full-charge voltage. At this point, the charge should be disconnected but the topping charge continues while driving. Li-phosphate is tolerant to some overcharge; however, keeping the voltage at 14.40V for a prolonged time, as most vehicles do on a long drive, could stress Li-phosphate. Cold temperature operation starting could also be an issue with Li-phosphate as a starter battery.



**Figure 9: Snapshot of a typical Li-phosphate battery.**

Li-phosphate has excellent safety and long life span but moderate specific energy and elevated self-discharge.

### Summary Table: Characteristics of lithium iron phosphate

<b>Lithium Iron Phosphate:</b> LiFePO <sub>4</sub> cathode, graphite anode		Since 1996
Short form: LFP or Li-phosphate		
<b>Voltages</b>	3.20, 3.30V nominal; typical operating range 2.5–3.65V/cell	
<b>Specific energy (capacity)</b>	90–120Wh/kg	
<b>Charge (C-rate)</b>	1C typical, charges to 3.65V; 3h charge time typical	
<b>Discharge (C-rate)</b>	1C, 25C on some cells; 40A pulse (2s); 2.50V cut-off (lower than 2V causes damage)	
<b>Cycle life</b>	1000–2000 (related to depth of discharge, temperature)	
<b>Thermal runaway</b>	270°C (518°F) Very safe battery even if fully charged	
<b>Applications</b>	Portable and stationary needing high load currents and endurance	

**Comments**

Very flat voltage discharge curve but low capacity. One of safest Li-ions. Used for special markets. Elevated self-discharge.

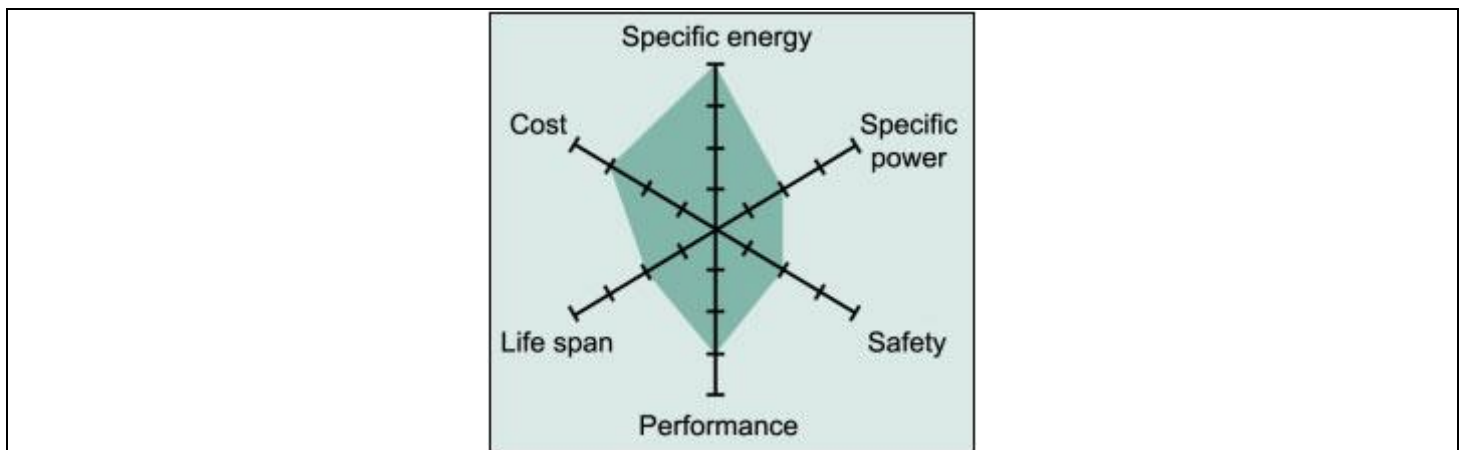
**4. 钴酸锂 Lithium Cobalt Oxide(LiCoO<sub>2</sub>)**

Its high specific energy makes Li-cobalt the popular choice for mobile phones, laptops and digital cameras. The battery consists of a cobalt oxide cathode and a graphite carbon anode. The cathode has a layered structure and during discharge, lithium ions move from the anode to the cathode. The flow reverses on charge. The drawback of Li-cobalt is a relatively short life span, low thermal stability and limited load capabilities (specific power).

The drawback of Li-cobalt is a relatively short life span, low thermal stability and limited load capabilities (specific power). Li-cobalt is maturing and newer systems include nickel, manganese and/or aluminum to improve longevity, loading capabilities and cost.

Li-cobalt should not be charged and discharged at a current higher than its C-rating. This means that an 18650 cell with 2,400mAh can only be charged and discharged at 2,400mA. Forcing a fast charge or applying a load higher than 2,400mA causes overheating and undue stress. For optimal fast charge, the manufacturer recommends a C-rate of 0.8C or about 2,000mA. The mandatory battery protection circuit limits the charge and discharge rate to a safe level of about 1C for the Energy Cell.

The hexagonal spider graphic (Figure 2) summarizes the performance of Li-cobalt in terms of *specific energy* or capacity that relates to runtime; *specific power* or the ability to deliver high current; *safety*; *performance* at hot and cold temperatures; *life span* reflecting cycle life and longevity; and *cost*. Other characteristics of interest not shown in the spider webs are toxicity, fast-charge capabilities, self-discharge and shelf life. (See [BU-104c: The Octagon Battery – What makes a Battery a Battery](#)).



**Figure 2: Snapshot of an average Li-cobalt battery.**

Li-cobalt excels on high specific energy but offers only moderate performance specific power, safety and life span.

**Summary Table: Characteristics of lithium cobalt oxide**

<b>Lithium Cobalt Oxide:</b> LiCoO <sub>2</sub> cathode (~60% Co), graphite anode Short form: LCO or Li-cobalt.		Since 1991
<b>Voltages</b>	3.60V nominal; typical operating range 3.0–4.2V/cell	
<b>Specific energy (capacity)</b>	150–200Wh/kg. Specialty cells provide up to 240Wh/kg.	

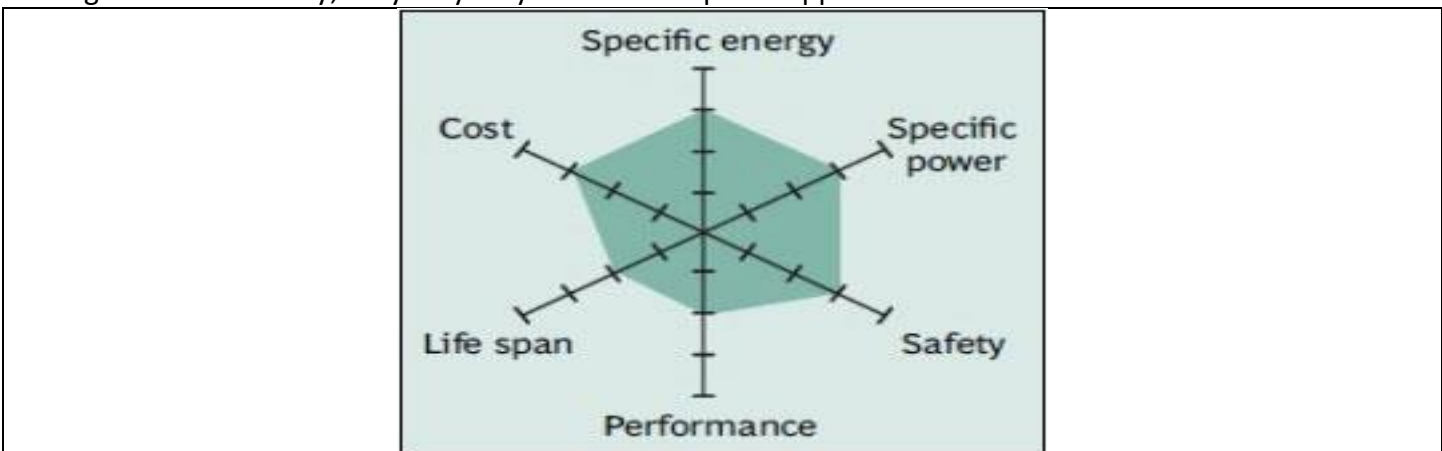
<b>Charge (C-rate)</b>	0.7–1C, charges to 4.20V (most cells); 3h charge typical. Charge current above 1C shortens battery life.
<b>Discharge (C-rate)</b>	1C; 2.50V cut off. Discharge current above 1C shortens battery life.
<b>Cycle life</b>	500–1000, related to depth of discharge, load, temperature
<b>Thermal runaway</b>	150°C (302°F). Full charge promotes thermal runaway
<b>Applications</b>	Mobile phones, tablets, laptops, cameras
<b>Comments</b>	Very high specific energy, limited specific power. Cobalt is expensive. Serves as Energy Cell. Market share has stabilized.

5. 锰酸锂 **Lithium Manganese Oxide (LiMn<sub>2</sub>O<sub>4</sub>)**

Li-ion with manganese spinel was first published in the *Materials Research Bulletin* in 1983. In 1996, Moli Energy commercialized a Li-ion cell with lithium manganese oxide as cathode material. The architecture forms a three-dimensional spinel structure that improves ion flow on the electrode, which results in lower internal resistance and improved current handling. A further advantage of spinel is high thermal stability and enhanced safety, but the cycle and calendar life are limited.

Low internal cell resistance enables fast charging and high-current discharging. In an 18650 package, Li-manganese can be discharged at currents of 20–30A with moderate heat buildup. It is also possible to apply one-second load pulses of up to 50A. A continuous high load at this current would cause heat buildup and the cell temperature cannot exceed 80°C (176°F). Li-manganese is used for power tools, medical instruments, as well as hybrid and electric vehicles. Li-manganese has a capacity that is roughly one-third lower than Li-cobalt. Design flexibility allows engineers to maximize the battery for either optimal longevity (life span), maximum load current (specific power) or high capacity (specific energy). For example, the long-life version in the 18650 cell has a moderate capacity of only 1,100mAh; the high-capacity version is 1,500mAh.

Figure 5 shows the spider web of a typical Li-manganese battery. The characteristics appear marginal but newer designs have improved in terms of specific power, safety and life span. Pure Li-manganese batteries are no longer common today; they may only be used for special applications.



**Figure 5: Snapshot of a pure Li-manganese battery.**

Although moderate in overall performance, newer designs of Li-manganese offer improvements in specific power, safety and life span.

Most Li-manganese batteries blend with lithium nickel manganese cobalt oxide (NMC) to improve the specific energy and prolong the life span. This combination brings out the best in each system, and the LMO (NMC) is chosen for most electric vehicles, such as the Nissan Leaf, Chevy Volt and BMW i3. The LMO part of the battery, which can be about 30 percent, provides high current boost on acceleration; the NMC part gives the long driving range.

Li-ion research gravitates heavily towards combining Li-manganese with cobalt, nickel, manganese and/or aluminum as active cathode material. In some architecture, a small amount of silicon is added to the anode. This provides a 25 percent capacity boost; however, the gain is commonly connected with a shorter cycle life as silicon grows and shrinks with charge and discharge, causing mechanical stress.

These three active metals, as well as the silicon enhancement can conveniently be chosen to enhance the specific energy (capacity), specific power (load capability) or longevity. While consumer batteries go for high capacity, industrial applications require battery systems that have good loading capabilities, deliver a long life and provide safe and dependable service.

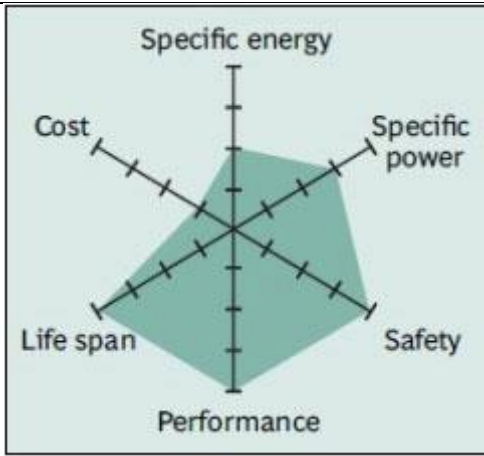
**Summary Table: Characteristics of Lithium Manganese Oxide**

<b>Lithium Manganese Oxide:</b> LiMn <sub>2</sub> O <sub>4</sub> cathode. graphite anode		Since 1996
Short form: LMO or Li-manganese (spinel structure)		
<b>Voltages</b>	3.70V (3.80V) nominal; typical operating range 3.0–4.2V/cell	
<b>Specific energy (capacity)</b>	100–150Wh/kg	
<b>Charge (C-rate)</b>	0.7–1C typical, 3C maximum, charges to 4.20V (most cells)	
<b>Discharge (C-rate)</b>	1C; 10C possible with some cells, 30C pulse (5s), 2.50V cut-off	
<b>Cycle life</b>	300–700 (related to depth of discharge, temperature)	
<b>Thermal runaway</b>	250°C (482°F) typical. High charge promotes thermal runaway	
<b>Applications</b>	Power tools, medical devices, electric powertrains	
<b>Comments</b>	High power but less capacity; safer than Li-cobalt; commonly mixed with NMC to improve performance.	

**6. 钛酸锂 Lithium Titanate (Li<sub>4</sub>Ti<sub>5</sub>O<sub>12</sub>)**

Batteries with lithium titanate anodes have been known since the 1980s. Li-titanate replaces the graphite in the anode of a typical lithium-ion battery and the material forms into a spinel structure. The cathode can be lithium manganese oxide or NMC. Li-titanate has a nominal cell voltage of 2.40V, can be fast charged and delivers a high discharge current of 10C, or 10 times the rated capacity. The cycle count is said to be higher than that of a regular Li-ion. Li-titanate is safe, has excellent low-temperature discharge characteristics and obtains a capacity of 80 percent at –30°C (–22°F). However, the battery is expensive and at 65Wh/kg the specific energy is low, rivalling that of NiCd. Li-titanate charges to 2.80V/cell, and the end of discharge is 1.80V/cell. Figure 13 illustrates the characteristics of the Li-titanate battery. Typical uses are electric powertrains, UPS and solar-powered street lighting.





**Figure 13: Snapshot of Li-titanate.**

Li-titanate excels in safety, low-temperature performance and life span. Efforts are being made to improve the specific energy and lower cost.

**Summary Table : Characteristics of lithium titanate.**

<p><b>Lithium Titanate:</b> Can be lithium manganese oxide or NMC; <math>\text{Li}_4\text{Ti}_5\text{O}_{12}</math> (titanate) anode  Short form: LTO or Li-titanate <span style="float: right;">Commercially available since about 2008.</span></p>	
<b>Voltages</b>	2.40V nominal; typical operating range 1.8–2.85V/cell
<b>Specific energy (capacity)</b>	70–80Wh/kg
<b>Charge (C-rate)</b>	1C typical; 5C maximum, charges to 2.85V
<b>Discharge (C-rate)</b>	10C possible, 30C 5s pulse; 1.80V cut-off on LCO/LTO
<b>Cycle life</b>	3,000–7,000
<b>Thermal runaway</b>	One of safest Li-ion batteries
<b>Applications</b>	UPS, electric powertrain (Mitsubishi i-MiEV, Honda Fit EV), solar-powered street lighting
<b>Comments</b>	Long life, fast charge, wide temperature range but low specific energy and expensive. Among safest Li-ion batteries.