



MAY WALKER, CONSTABLE
PRECINCT SEVEN
HARRIS COUNTY, TEXAS

MAIN OFFICE
5300 Griggs Road
Houston, Texas 77021
PHONE (713) 643-6602
FAX (713) 643-3401

Date: November 17, 2020

From: Sergeant Jon Meek
Neighborhood Patrol Division, First Line Supervisor
Harris County Constable's Office of Precinct "7"

To: Property Owners Association
Board of Directors & Management Company

Subject: October Monthly Productivity Analysis Report
Enclosure: **MPAR – October 2020**
Distribution: Executive Command Staff & Board of Directors & Management Company

The purpose of this "**Monthly Productivity Analysis Report**" (M.P.A.R.) is to provide the executive command staff with the appropriate data to analyze the productivity of assigned personnel and their shifts' activities to allow for the validation of individual and divisional performance evaluations. With regard to the specific contents of the report, there are 18 distinctive component parts of this report. These components are enumerated below:

- | | |
|--|---|
| 01. Patrol Activity Details | 10. Traffic Enforcement Report |
| 02. Patrol Activity Analytical Summary | 11. Trends & Percentages of Traffic |
| 03. Patrol Activity Percentages & Trends | 12. Citation & Warning Issuance Review |
| 04. Security Checks Report | 13. Call for Service Report (<i>C.F.S.</i>) |
| 05. Security Checks Percentages & Trends | 14. Trends & Percentages for <i>C.F.S.</i> |
| 06. Crisis Intervention Disposition Report | 15. Overtime Report (service at no Cost) |
| 07. Offense/Incident Generation Report | 16. Reserve Deputy Use (at no Cost) |
| 08. Criminal Arrest Types Report | 17. Incident Summarization |
| 09. Warrant Execution Report | 18. Hotspot Report Data Review |

A cursory analysis of the statistical data from this report should be demonstrative of the quality of performance of this agency in realizing the contractual obligations and the overall achievement of the goals and objectives of this Agency and the Contract Division.

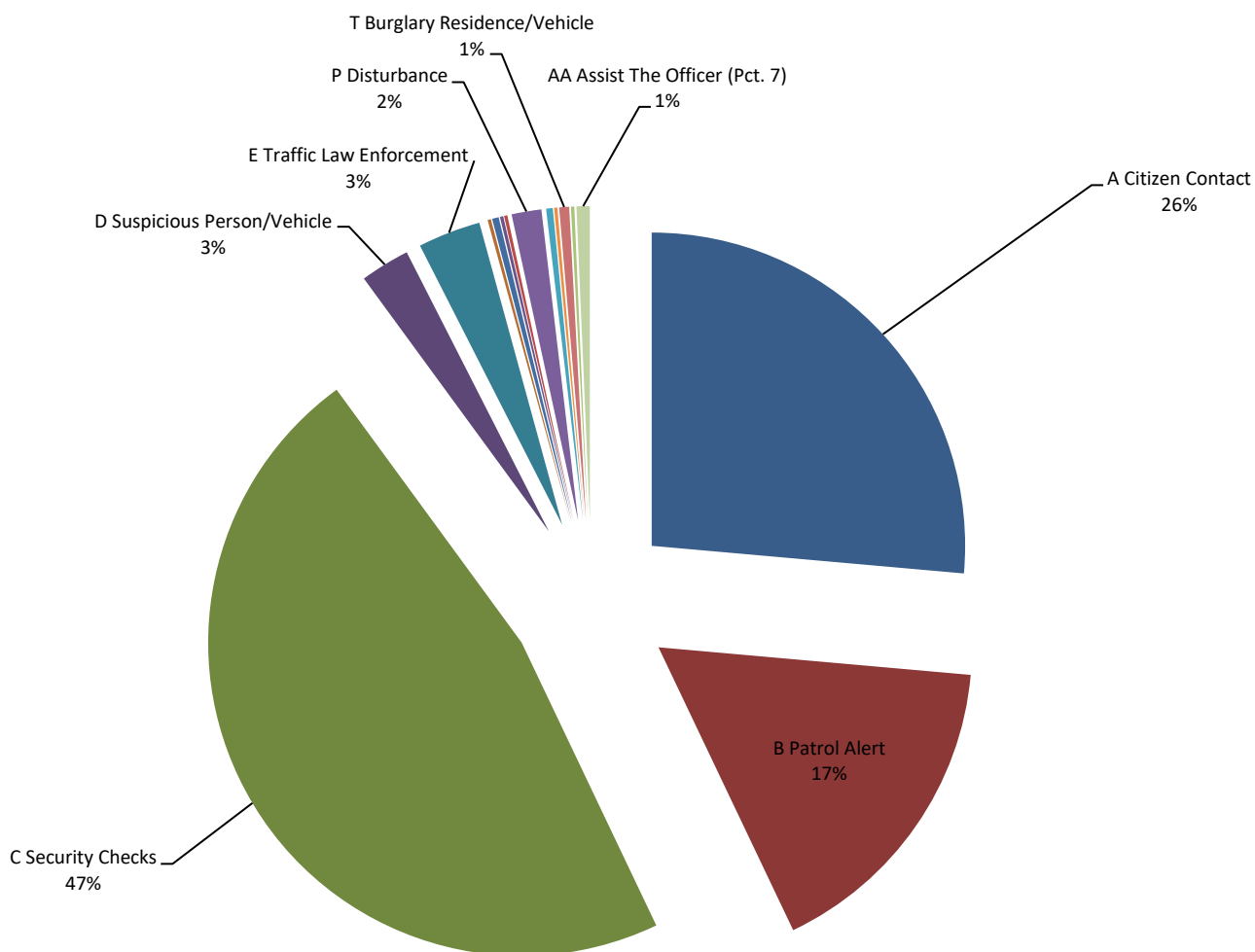
A. Patrol Activity Monthly Total:

0217

*	Patrol Activity Types	7S17	7S26	TOT	AVER	%
A	Citizen Contact	80	75	155	77.5	26%
B	Patrol Alert	1	96	97	48.5	17%
C	Security Checks	109	167	276	138.0	47%
D	Suspicious Person/Vehicle	6	9	15	7.5	3%
E	Traffic Law Enforcement	5	14	19	9.5	3%
F	Offense/Incident Reports	1	0	1	0.5	0%
G	Vacation Watch	2	0	2	1.0	0%
H	Open Door / Window	0	0	0	0.0	0%
I	Assist Contract Citizen	0	0	0	0.0	0%
J	Welfare Check / Med.	1	0	1	0.5	0%
K	Traffic Initiative	0	0	0	0.0	0%
L	Traffic Hazard	0	0	0	0.0	0%
M	Animal Humane	0	0	0	0.0	0%
N	Alarms	1	0	1	0.5	0%
O	Mental Cases (171)	0	0	0	0.0	0%
P	Disturbance	1	8	9	4.5	2%
Q	Criminal Investigation	2	0	2	1.0	0%
R	Follow-up Investigation	1	0	1	0.5	0%
S	Criminal Mischief	0	0	0	0.0	0%
T	Burglary Residence/Vehicle	3	0	3	1.5	1%
U	Theft / Theft of Business	0	1	1	0.5	0%
V	Citizen Assaulted	0	0	0	0.0	0%
W	Robbery of an Individual	0	0	0	0.0	0%
X	Trespass Warning	0	0	0	0.0	0%
Y	Major/Minor Crash	0	0	0	0.0	0%
Z	Child Custody Disputes	0	0	0	0.0	0%
AA	Assist The Officer (Pct. 7)	4	0	4	2.0	1%
BB	Runaway Missing Persons	0	0	0	0.0	0%
CC	Assisted LEA	0	0	0	0.0	0%
DD	Solicitors	0	0	0	0.0	0%
EE	Meeting/Event/Ct.	0	0	0	0.0	0%
*	MONTH TOTALS	217	370	587	293.5	100%

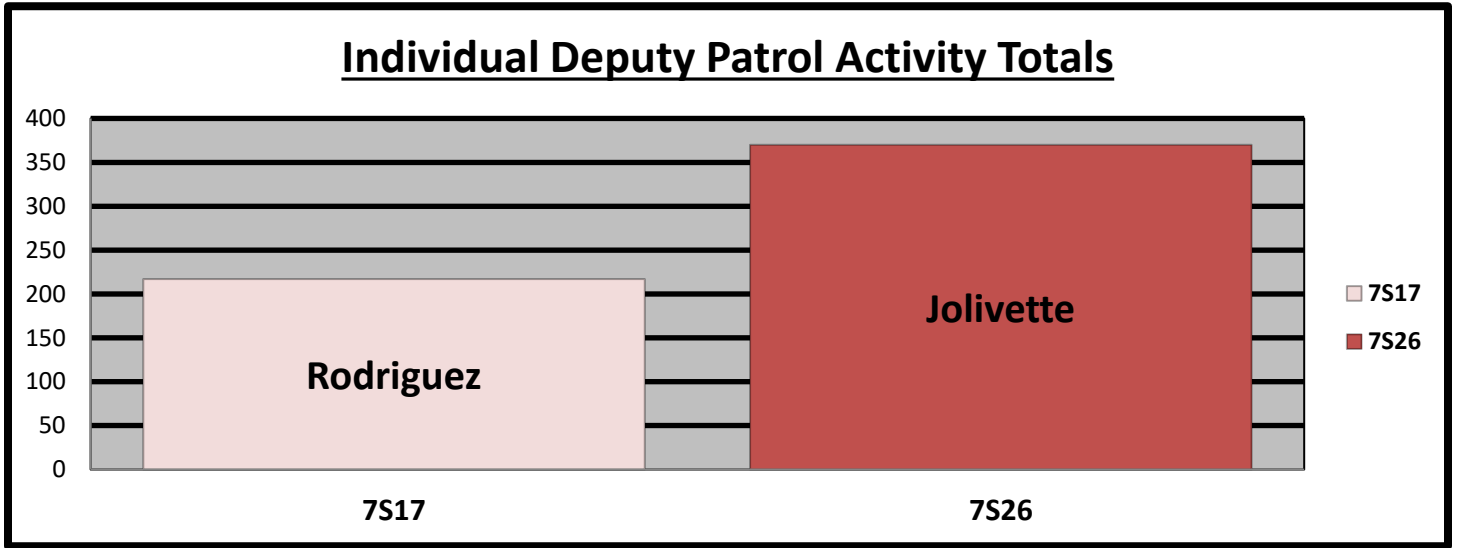
A1. Patrol Activity Percentage:

Percentage of Patrol Activity



- | | | | |
|-------------------------------|------------------------------|----------------------------------|--------------------------------|
| ■ A Citizen Contact | ■ B Patrol Alert | ■ C Security Checks | ■ D Suspicious Person/Vehicle |
| ■ E Traffic Law Enforcement | ■ F Offense/Incident Reports | ■ G Vacation Watch | ■ H Open Door / Window |
| ■ I Assist Contract Citizen | ■ J Welfare Check / Med. | ■ K Traffic Initiative | ■ L Traffic Hazard |
| ■ M Animal Humane | ■ N Alarms | ■ O Mental Cases (171) | ■ P Disturbance |
| ■ Q Criminal Investigation | ■ R Follow-up Investigation | ■ S Criminal Mischief | ■ T Burglary Residence/Vehicle |
| ■ U Theft / Theft of Business | ■ V Citizen Assaulted | ■ W Robbery of an Individual | ■ X Trespass Warning |
| ■ Y Major/Minor Crash | ■ Z Child Custody Disputes | ■ AA Assist The Officer (Pct. 7) | ■ BB Runaway Missing Persons |
| ■ CC Assisted LEA | ■ DD Solicitors | ■ EE Meeting/Event/Ct. | |

B. Patrol Activity by Braeburn Valley West Personnel:

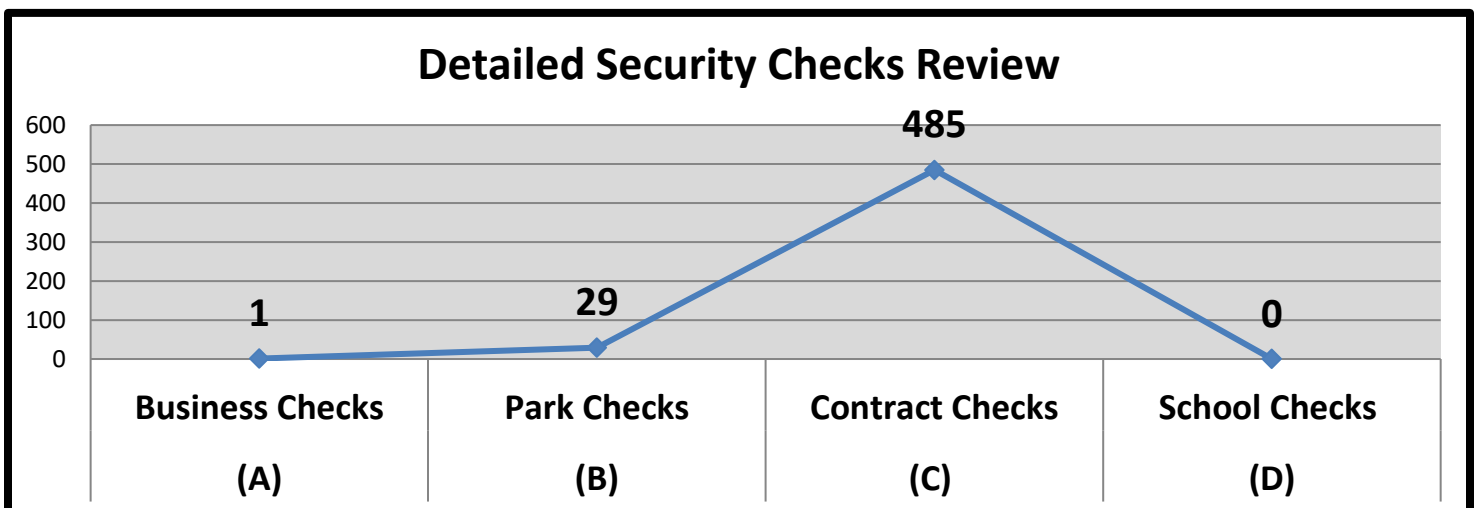


C. Security Checks Monthly Total:

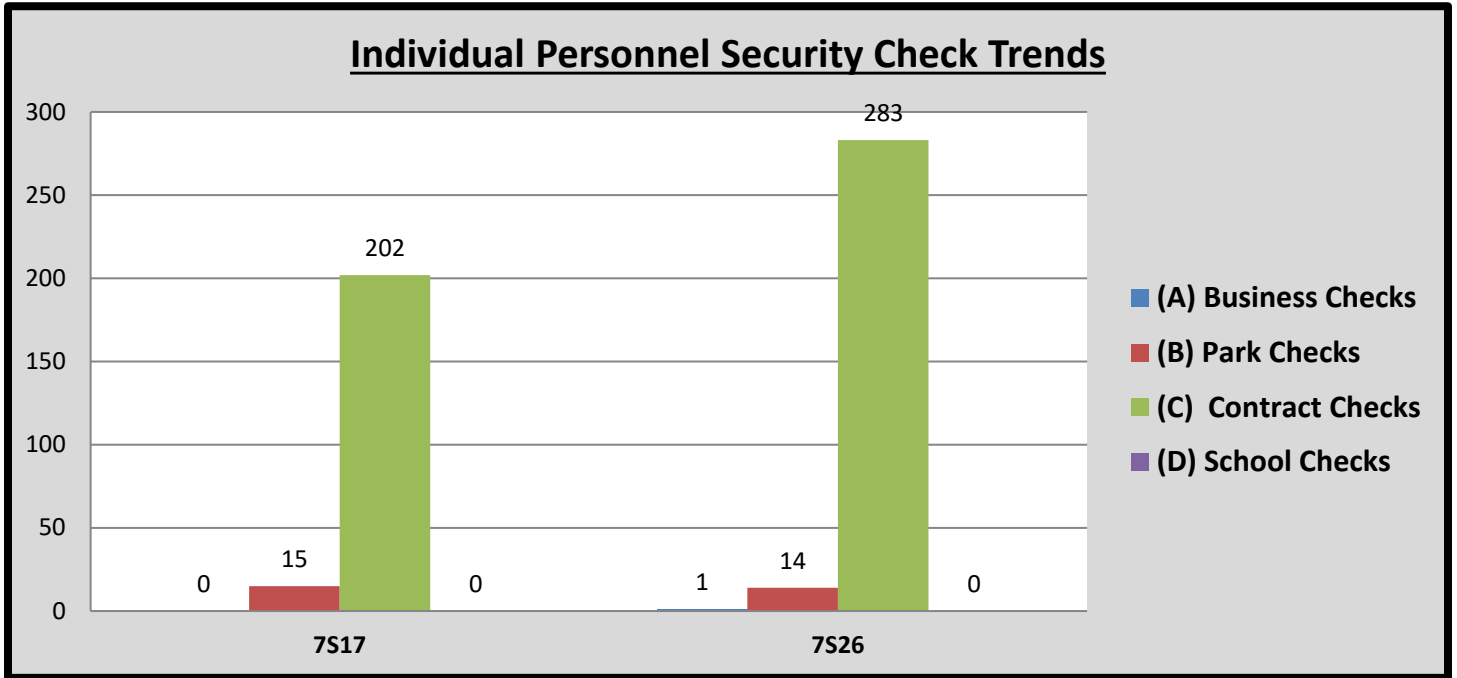
0217

* Security Checks	7S17	7S26	TOT	AVER	%
(A) Business Checks	0	1	1	0.5	0%
(B) Park Checks	15	14	29	14.5	6%
(C) Contract Checks	202	283	485	242.5	94%
(D) Plaza Checks	0	0	0	0.0	0%
(E) Totals	217	298	515	257.5	100%

D. Detailed Security Checks Monthly:



E. Individual Personnel Security Check Trends:



F. CIT/MHO Dispositions Monthly Total:

000

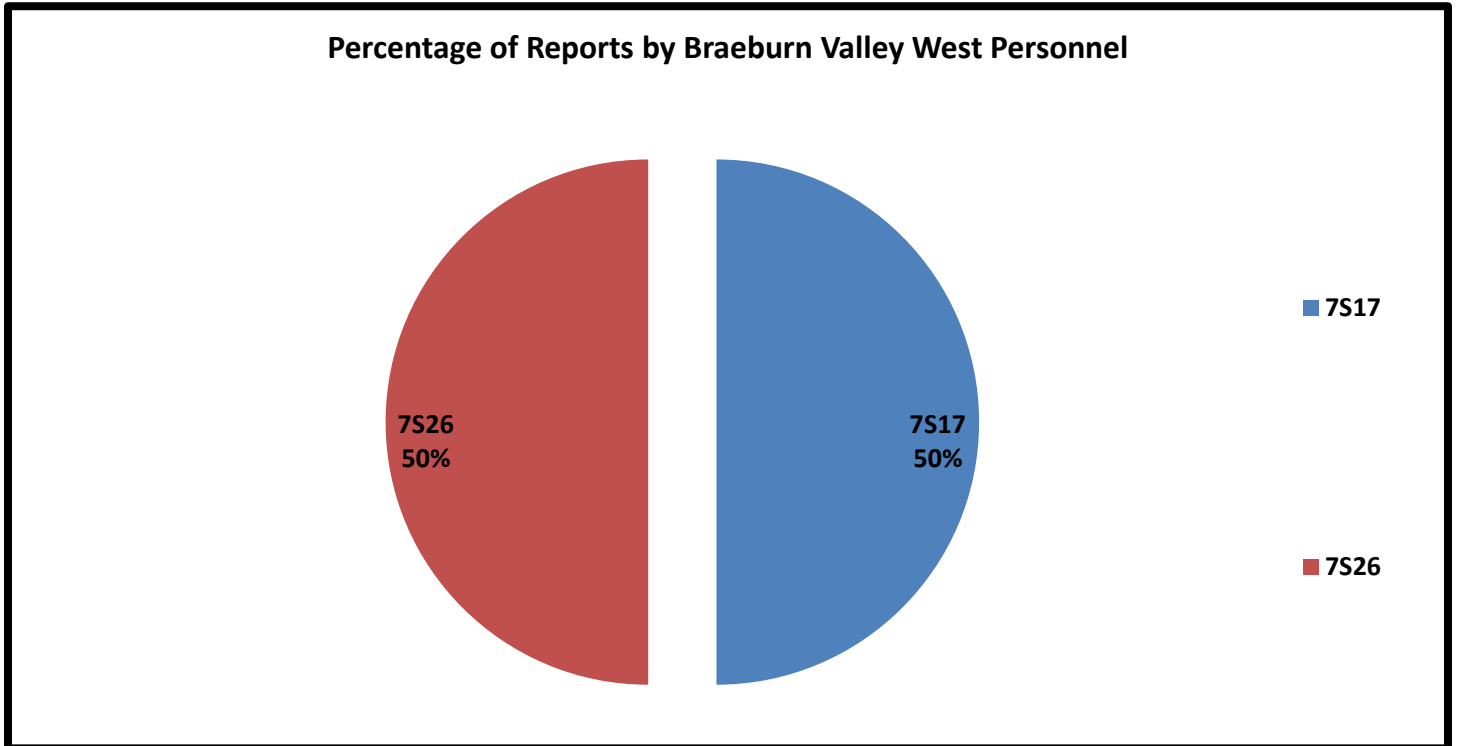
*	<i>C.I.T. Dispositions</i>	7S17	7S26	TOT	AVER	%
(A)	CIT/MHO Outside Referral	0	0	0	0.0	#DIV/0!
(B)	CIT/MHO Transport	0	0	0	0.0	#DIV/0!
(C)	CIT/MHO CIT Contact	0	0	0	0.0	#DIV/0!
(D)	CIT/MHO Arrest	0	0	0	0.0	#DIV/0!
(E)	<i>Totals</i>	0	0	0	0.0	#DIV/0!

G. Offense/Incident Reports Monthly Total:

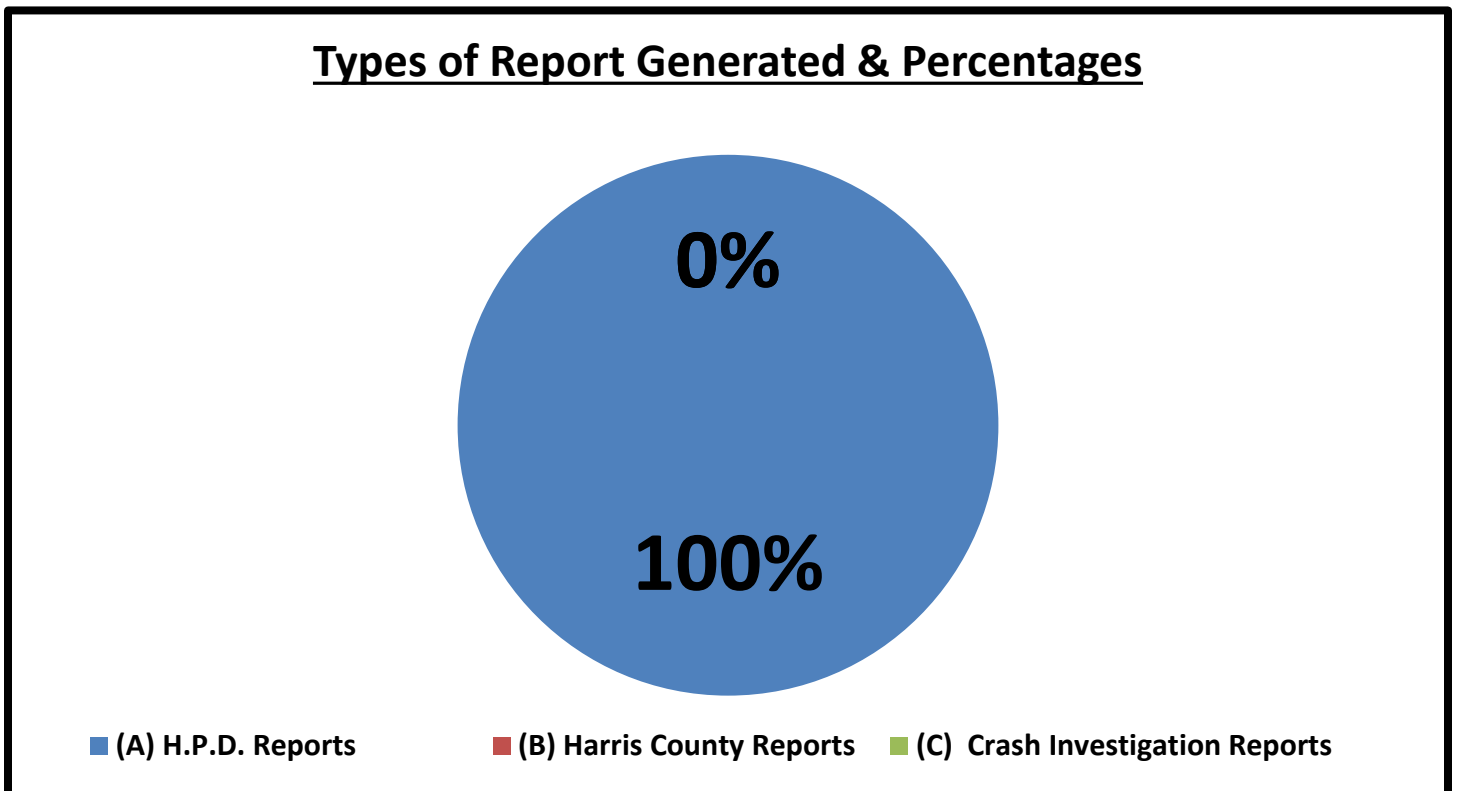
004

*	<i>Offense/Incident Reports</i>	7S17	7S26	TOT	AVER	%
(A)	H.P.D. Reports	2	2	4	2.0	100%
(B)	Harris County Reports	0	0	0	0.0	0%
(C)	Crash Investigation Reports	0	0	0	0.0	0%
(D)	<i>Totals</i>	2	2	4	2.0	100%

H. Report Generation Percentages:



I. Percentages:

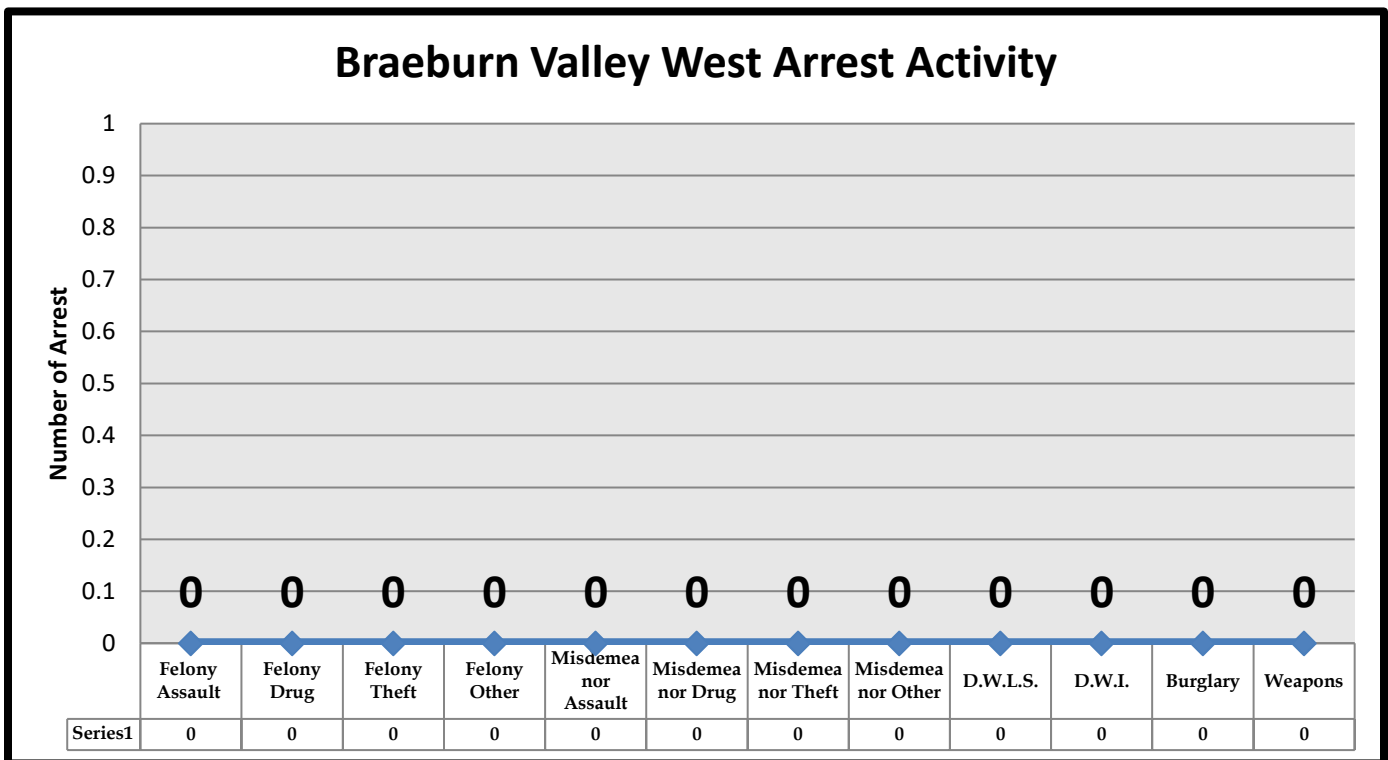


J. Types of Criminal Arrests Monthly Total:

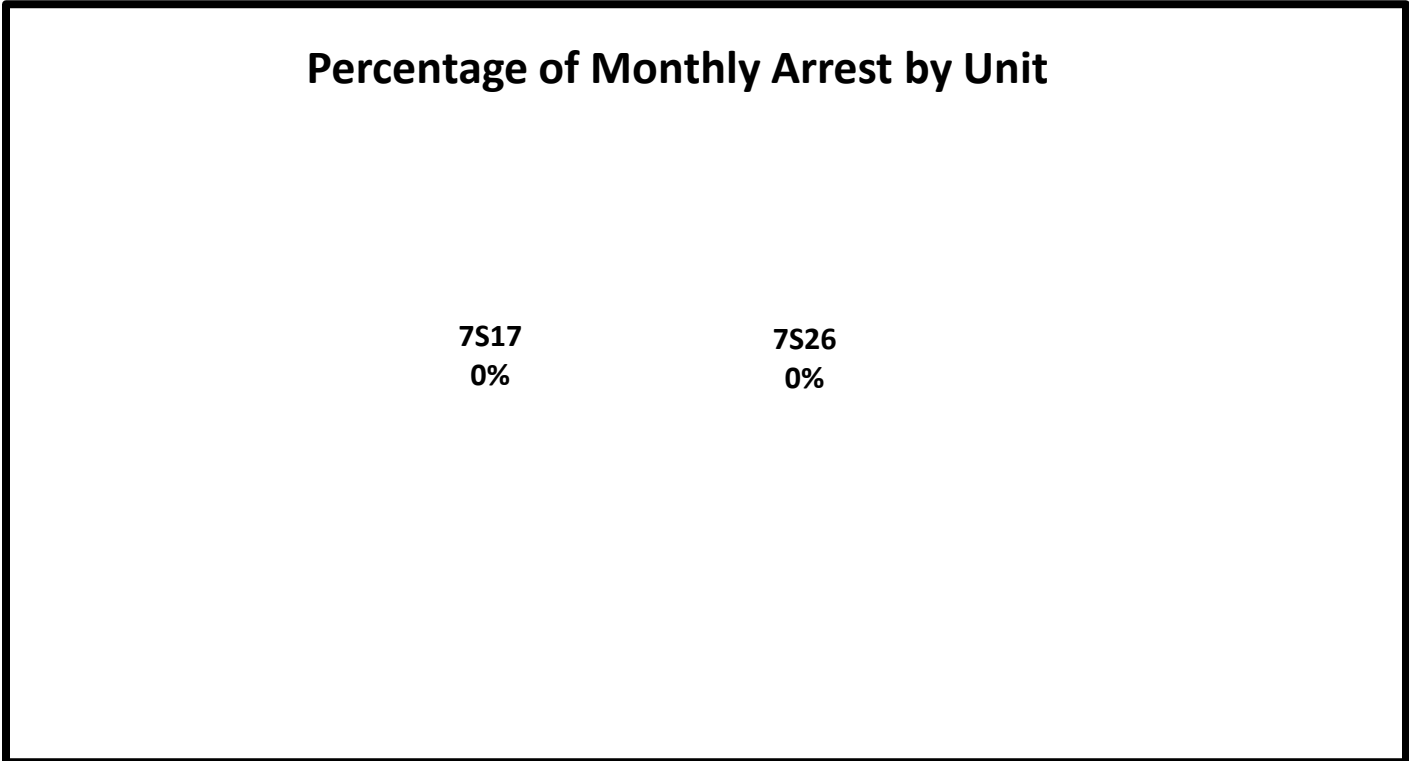
000

*	Types of Criminal Arrests	7S17	7S26	TOT	AVER	%
A	Felony Assault	0	0	0	0.0	#DIV/0!
B	Felony Drug	0	0	0	0.0	#DIV/0!
C	Felony Theft	0	0	0	0.0	#DIV/0!
D	Felony Other	0	0	0	0.0	#DIV/0!
E	Misdemeanor Assault	0	0	0	0.0	#DIV/0!
F	Misdemeanor Drug	0	0	0	0.0	#DIV/0!
G	Misdemeanor Theft	0	0	0	0.0	#DIV/0!
H	Misdemeanor Other	0	0	0	0.0	#DIV/0!
I	D.W.L.S.	0	0	0	0.0	#DIV/0!
J	D.W.I.	0	0	0	0.0	#DIV/0!
K	Burglary	0	0	0	0.0	#DIV/0!
L	Weapons	0	0	0	0.0	#DIV/0!
M	Totals	0	0	0	0.0	#DIV/0!


K. Types of Criminal Arrests Monthly Total:



L. Types of Criminal Arrests Monthly Total:



M. Types of Criminal Arrests Monthly Total:



N. Executed Warrant Monthly Total:

000

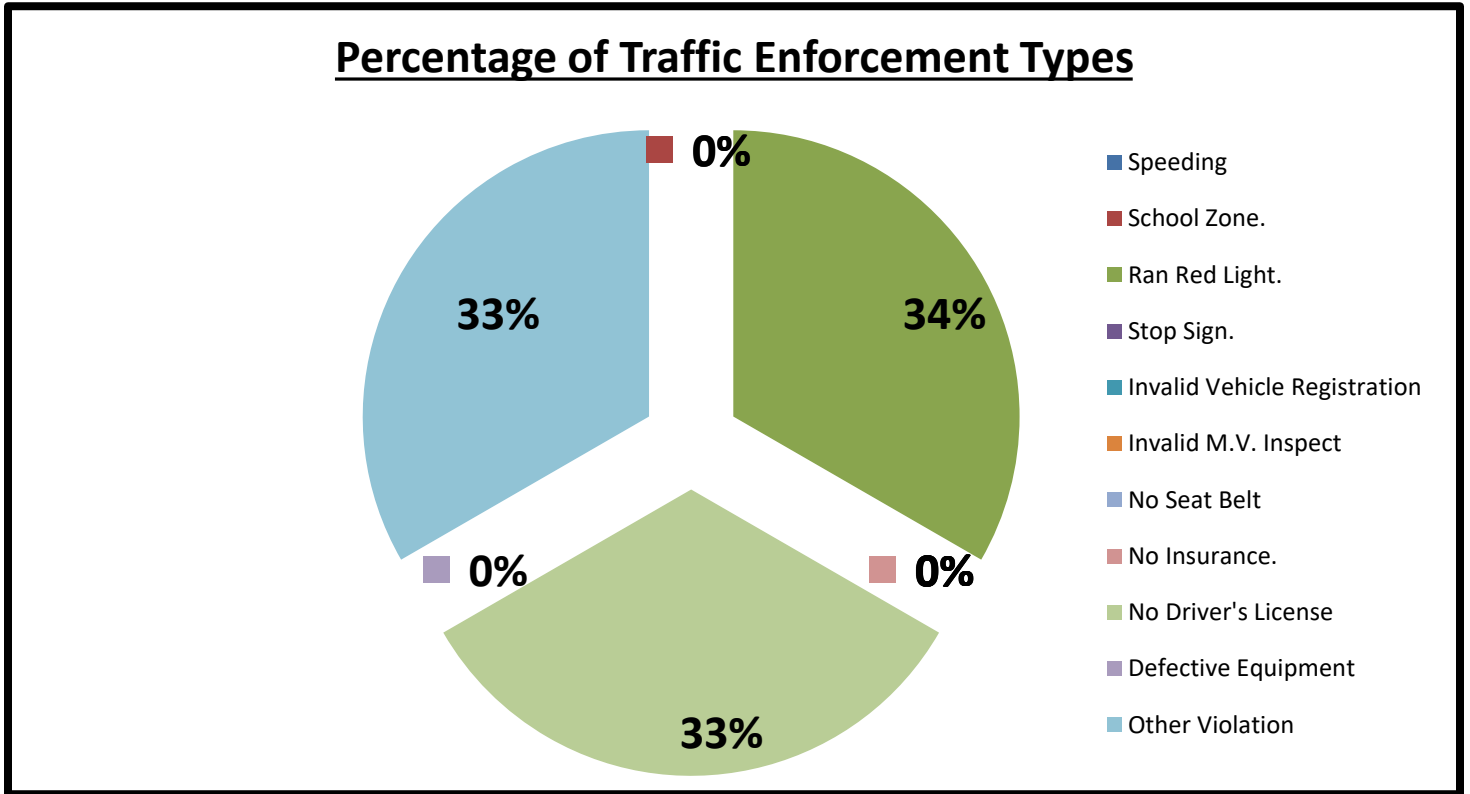
*	<i>Executed Warrants</i>	7S17	7S26	TOT	AVER	%
(A)	Felony Warrants	0	0	0	0.0	#DIV/0!
(B)	Misdemeanor Warrants	0	0	0	0.0	#DIV/0!
(C)	<i>Totals</i>	0	0	0	0.0	#DIV/0!

O. Traffic Law Enforcement Total:

015

*	<i>Traffic Enforcement</i>	7S17	7S26	TOT	AVER	%
A	Speeding	0	0	0	0.0	0%
B	School Zone.	0	0	0	0.0	0%
C	Ran Red Light.	0	1	1	0.5	33%
D	Stop Sign.	0	0	0	0.0	0%
E	Invalid Vehicle Registration	0	0	0	0.0	0%
F	Invalid M.V. Inspect	0	0	0	0.0	0%
G	No Seat Belt	0	0	0	0.0	0%
H	No Insurance.	0	0	0	0.0	0%
I	No Driver's License	0	1	1	0.5	33%
J	Defective Equipment	0	0	0	0.0	0%
K	Other Violation	0	1	1	0.5	33%
L	Written Warnings	0	0	0	0.0	0%
M	Verbal Warning	4	8	12	6.0	100%
N	Citation	0	3	3	1.5	20%
O	Total Violations	4	11	15	7.5	100%

P. Traffic Law Enforcement Total:



Q. Citations vs. Warnings Monthly Total:

015

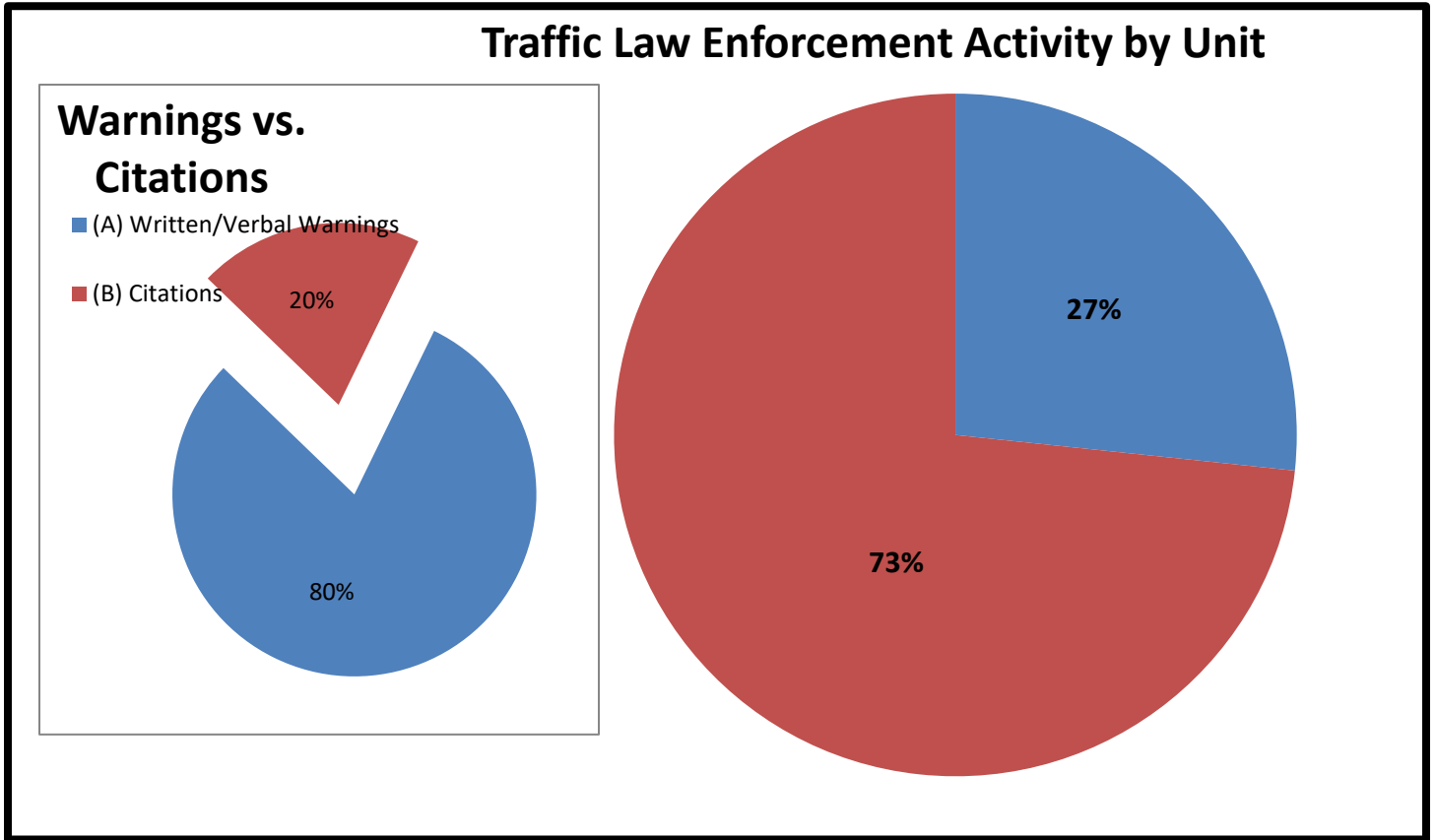
*	Warnings vs. Citations	7S17	7S26	TOT	AVER	%
(A)	Written/Verbal Warnings	4	8	12	6.0	80%
(B)	Citations	0	3	3	1.5	20%
(C)	<i>Totals</i>	4	11	15	7.5	100%

R. Sources of Calls for Service Monthly Total:

587

*	Sources of Calls for Service	7S17	7S26	TOT	AVER	%
(A)	On View	0	229	229	114.5	39%
(B)	Dispatched	12	17	29	14.5	5%
(C)	Self-Initiated	205	124	329	164.5	56%
(D)	<i>Totals</i>	217	370	587	293.5	100%

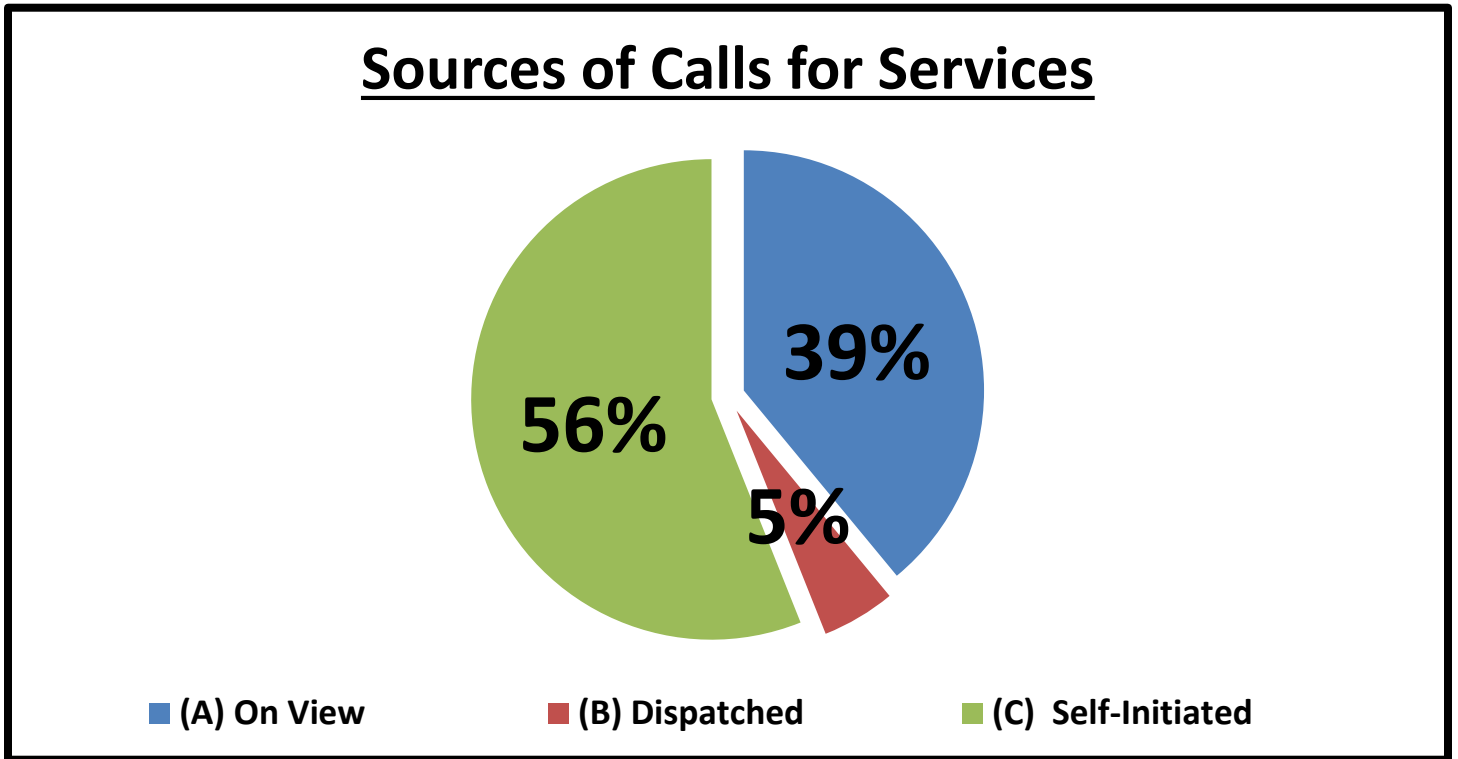
S. Sources of Calls for Service Percentages:



T. Sources of Calls for Service Percentages:

*	<i>Sources of Calls for Service</i>	7S17	7S26		TOT	AVER
(A)	On View	0%	62%		39%	0.2
(B)	Dispatched	6%	5%		5%	0.0
(C)	Self-Initiated	94%	34%		56%	0.3
(D)	<i>Totals</i>	100%	100%		100%	0.5

U. Sources of Calls for Service Percentages:



V. Free Reserve Personnel Time Utilized in Contract Monthly Total: **008**

*	<i>Free Reserve Personnel Time</i>	7S17	7S26		TOT	AVER	%
(A)	<i>Totals</i>	8	0		8	4.0	100%

W. Monthly Productivity Analysis Report (M.P.A.R.) - Executive Summary:

*	<i>Unit</i>	7S17	7S26		TOT	AVER
1	Patrol Activity	217	370		587	293.5
2	Security Checks	217	298		515	257.5
3	C.I.T. Interactions	0	0		0	0.0
4	Offense/Incident Reports	2	2		4	2.0
*	<i>Total Service Calls</i>	436	670		1106	553.0
1	Criminal Arrests	0	0		0	0.0
2	Citations Issued	0	3		3	1.5
3	Written & Verbal Warnings	4	8		12	6.0
*	<i>Enforcement Service Calls</i>	4	11		15	7.5
*	<i>Total Hours</i>	160	160		320	160.0
1	Sick Time Used	0	0		0	0.0
2	Vacation Time Used	0	0		0	0.0
3	Training Time Used	0	0		0	0.0
4	Compensatory Time Used	0	0		0	0.0
*	<i>Hours Actually Worked</i>	160	160		320	160.0
*	<i>Unit Productivity Ratio</i>	2.8	4.3		3.5	3.5

X. Mileage Total:

1826

*	<i>Mileage</i>	7S17	7S26		TOT	AVER	%
(A)	<i>Totals</i>	740	1086		1826	913.0	311%

Y. Patrol Alert Submission Report:

*	<i>Received</i>				<i>Subject</i>
00x	<i>Date</i>	<i>Time</i>	<i>Code</i>	<i>Location</i>	
A.					

Z. Incident Summaries:

01.	OCTOBER 08, 2020	1300 HOURS	STOLEN/RECOVERY			DEPUTY M. RODRIGUEZ	
	DAYSHIFT:	11200 PLAINFIELD	BBVW	"M"	HPD	1333501-20	
<p>On October 08, 2020, a Thursday, at approximately 1327 hours, while on patrol in the "Braeburn Valley West Contract" Deputy M. Rodriguez was performing routine patrol and law enforcement services when I, (Deputy M. Rodriguez) located a Stolen vehicle that was abandoned in the BBVW Contract. I recovered stolen vehicle and returned it to its owner. The patrol activity type is "PAT=Q".</p>							

02.	OCTOBER 15, 2020	1300 HOURS	STOLEN/RECOVERY			DEPUTY M. RODRIGUEZ	
	DAYSHIFT:	9300 RENTUR DR	BBVW	"M"	HPD	1369560-20	
<p>On October 15, 2020, a Thursday, at approximately 1339 hours, while on patrol in the "Braeburn Valley West Contract" Deputy M. Rodriguez was performing routine patrol and law enforcement services when I, (Deputy M. Rodriguez) located a Stolen vehicle that was abandoned in the BBVW Contract. I recovered stolen vehicle and returned it to its owner. The patrol activity type is "PAT=Q".</p>							

03.	OCTOBER 16, 2020	22:00 HOURS	STOLEN VEHICLE RECOVERY			DEPUTY C. JOLIVETTE	
	EVENING SHIFT:	10800 CONSUELA DR.	BBVW	"F"	HPD:	1368307-20	
<p>On October 16, 2020, a Friday, at approximately 2201 hours, while on patrol in the "Braeburn Valley West Contract", Deputy C. Jolivet was performing routine patrol and law enforcement services when I (Deputy C. Jolivet) was advised about a Suspicious Vehicle call for service. Upon observing the Suspicious Vehicle and running the vehicles LP information it was the determined that vehicle had been stolen. After further investigation vehicle had been stolen from 9235 Bankside Dr., stripped of a mechanical part and placed on Consuela Dr. Owner was contacted, vehicle was released to owner and an HPD Supplemental Report Generated. The patrol activity type is "PAT=D".</p>							

04.	OCTOBER 17, 2020	19:00 HOURS	STOLEN VEHICLE RECOVERY			DEPUTY C. JOLIVETTE	
	EVENING SHIFT:	9130 TWIN HILLS DR.	BBVW	"F"	HPD:	1376347-20	
<p>On October 17, 2020, a Saturday, at approximately 1928 hours, while on patrol in the "Braeburn Valley West Contract", Deputy C. Jolivet was performing routine patrol and law enforcement services when I (Deputy C. Jolivet) observed and self-initiated a Suspicious Vehicle call for service. Upon observing the Suspicious Vehicle and running the vehicles LP information it was the determined that vehicle had been stolen. After further investigation vehicle had been stolen from 9430 McAfee Dr., stripped of a mechanical part and placed on Consuela Dr. Owner was contacted, vehicle was released to owner and an HPD Supplemental Report Generated. The patrol activity type is "PAT=D".</p>							

Sergeant Jon Meek

Sergeant Jon Meek
 Neighborhood Patrol Division, First Line Supervisor
 Harris County Constable's Office of Precinct 713-643-6602