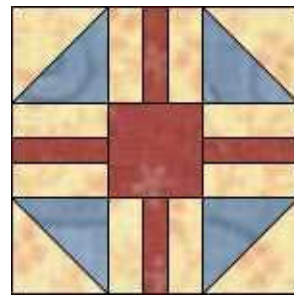


Block of the Month ~ April 2016

Block Size: 12 1/2" x 12 1/2"

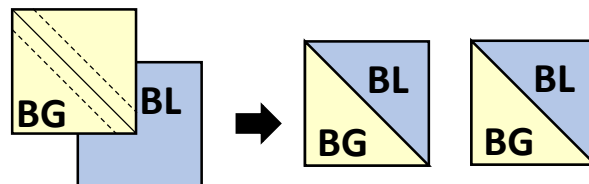
"Paths and Stiles"

Directions make one block.

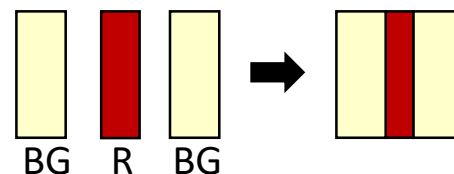


Fabric	Amount	Cuts
Red (R)	Fat eighth	One 4 1/2" square; four 1 1/2" x 4 1/2" strips
Blue (BL)	Fat eighth	Two 4 7/8" squares
Background (BG)	Fat quarter	Two 4 7/8" squares; eight 2" x 4 1/2" strips

Step 1: Make four half-square triangles using the blue and background 4 7/8" squares. HSTs will measure 4 1/2" square.



Step 2: Make four strip units using the red and background strips. Units will measure 4 1/2" square.



Step 3: Put it all together!

