



### Kim Archetype fixture Specifications

- Wattage - 28W/36W
- Weight - 4.4 lbs
- Input Total Power - 34W/40W
- Lumens - 3559/4220 @4500 Kelvin
- Luminated Area - 20ft: 85ft x 85ft ;24ft : 118ft x 118ft ; 30ft : 138ft x 138ft
- Illuminance Uniformity - >0.6
- Input Voltage - 110/115-220/277/480
- Input Voltage - ≥90%
- Current - Single 325 mA
- Meanwell Drivers - HLG-40H/HLG-60H
- LED Single Power - 1W/1.5W
- Lumen Per Watt - ≥110Lm/W
- Environmental Temperature - 95F~122F
- Lamp Temperature - <122F
- Efficiency - >90%
- CRI - >70
- Power Factor - >0.95
- IP - IP65

### Cool-lite Retrofit Kit for Archetype fixtures Features

- Custom LED retrofit kit for the Kim Bollards fixtures.
- Five Kelvin options to choose from: 3000k or 3500k, 4000k or 4500k, 5000k for allowing the best choice for each application.
- Retrofit kit comes completely assembled for simple snap-in installation.
- 5 year warranty.



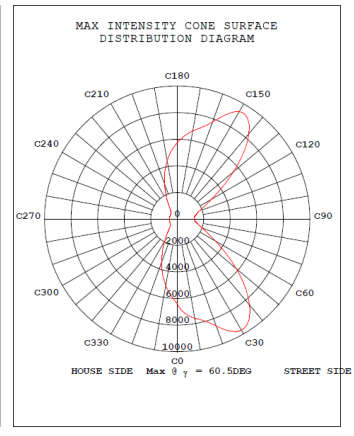
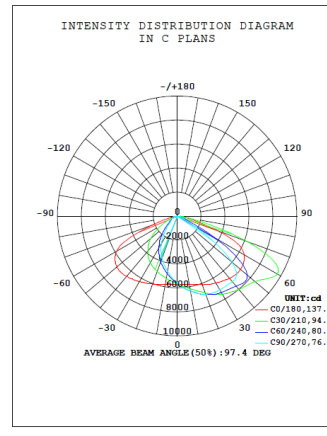
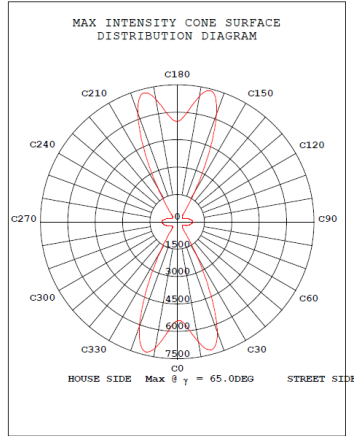
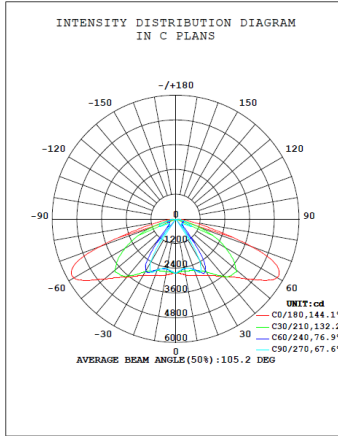
### Ordering Information

**EXAMPLE:** LD1-28W-4K-<277-T5-KIM

Template	Smart Sensor	Wattage	Kelvin	Max Voltage	Lens	Paint Color
LD1	SE (Enlighted Sensor)	28W	3k or 3.5k	277V	T2	01-Gray
	SW (Wattstopper Sensor)	36W	4k or 4.5k	480V	T3	02-Brown
	N (No Sensor)		5k		T5	03-White 04-Black 05-Bronze 06-Silver 07-Green 08-Blue



### Photometrics Showing Type2 3 & 5 Distribution

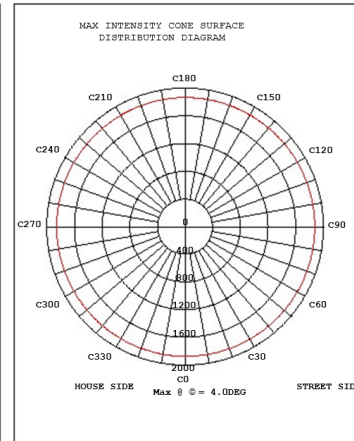
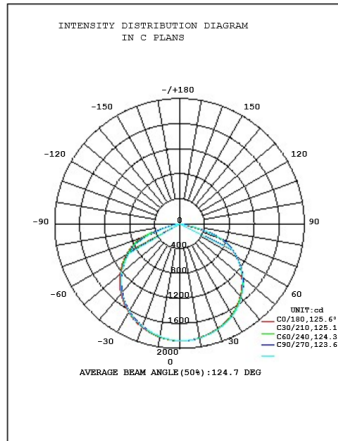


C Range: 0 - 360DEG  
 C Interval: 5.0DEG  
 Test Speed: HIGH  
 Temperature: 25.3DEG  
 Operators: Fq  
 Test Date: 2012-07-30

γ Range: 0 - 90DEG  
 γ Interval: 0.5DEG  
 Test System: EVERFINE GO-2000B\_V1 SYSTEM V2.0.262  
 Humidity: 65.0%  
 Test Distance: 9.970m [K=1.0000]  
 Remarks: 112W GLC-LD02

C Range: 0 - 360DEG  
 C Interval: 10.0DEG  
 Test Speed: MEDIUM  
 Temperature: 25.3DEG  
 Operators: Fq  
 Test Date: 2015-11-07

γ Range: 0 - 180DEG  
 γ Interval: 0.5DEG  
 Test System: EVERFINE GO-2000B\_V1 SYSTEM V2.0.262  
 Humidity: 65.0%  
 Test Distance: 9.970m [K=1.0000]  
 Remarks:



C Range: 0 - 360DEG  
 C Interval: 5.0DEG  
 Test Speed: HIGH  
 Temperature: 25.3DEG  
 Test Date: 2014-04-26

γ Range: 0 - 90DEG  
 γ Interval: 0.5DEG  
 Test System: EVERFINE GO-2000B\_V1 SYSTEM V2.0.262  
 Humidity: 65.0%  
 Test Distance: 9.970m [K=1.0000]