
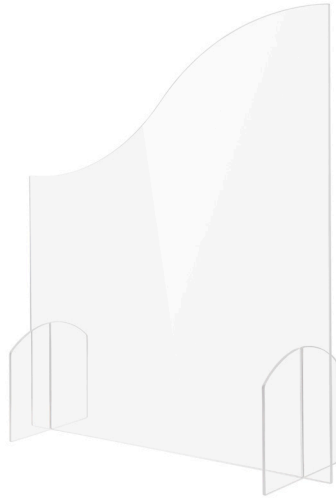
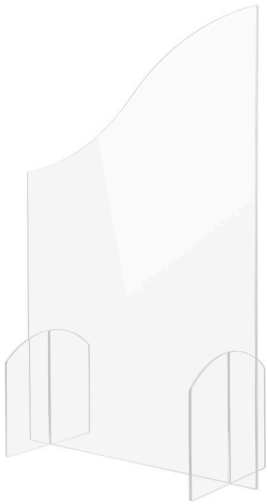




HEALTH SAFETY SHIELDS:  
THE WAVE COLLECTION



**MADE IN NEW JERSEY**  
**STANDALONE PARTITION**

- 1/4" clear acrylic
- Easy to install and maintain
- No hardware necessary
- Quick turnaround time
- Fully customizable sizes available

**ITEM 90179-1**

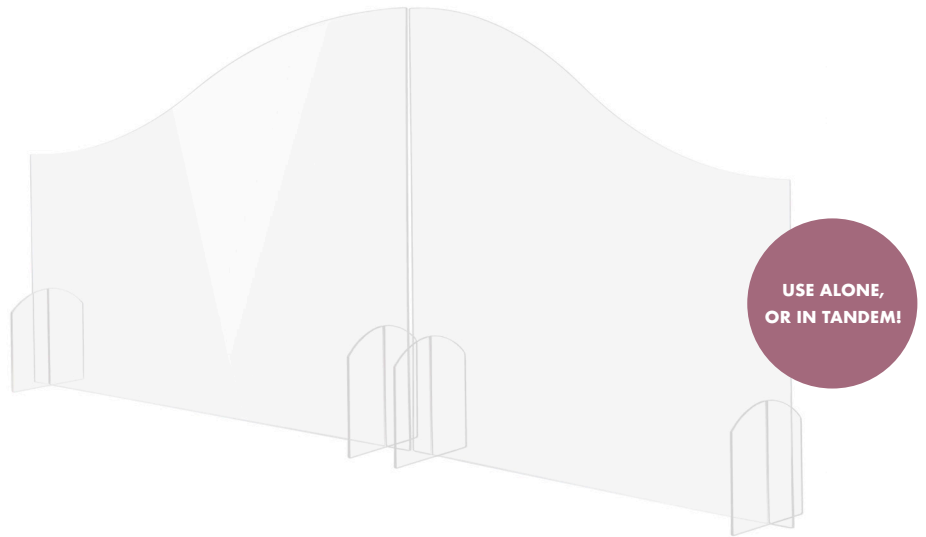
- 23.75" L x 35.75" H (23.75" LOW SIDE)

**ITEM 90179-2**

- 31.75" L x 35.75" H (23.75" LOW SIDE)

**ITEM 90179-3**

- 47.75" L x 35.75" H (23.75" LOW SIDE)



WAVE COLLECTION:  
**STANDALONE PARTITION**

Our new Wave Collection Standalone Partitions are the perfect solution for observing social distancing guidelines without sacrificing style. Made of durable, clear acrylic, these partitions provide physical separation without reducing visibility. Use alone or align multiple shields together to create an undulating wave effect, regardless of length. Installation is easy - no tools required!

**NEED ASSISTANCE?** For questions or ordering information, please contact us at [info@bonchef.com](mailto:info@bonchef.com)



**MADE IN NEW JERSEY**  
**OFFICE CUBICLE PARTITION**

- 1/4" clear acrylic
- Easy to install and maintain
- No hardware necessary
- Quick turnaround time
- Fully customizable sizes available

**ITEM 90176-1**  
• 23.75" L X 5" W X 23.75" H


**ITEM 90176-2**  
• 36" L X 5" W X 23.75" H

**ITEM 90176-3**  
• 47.75" L X 5" W X 23.75" H

**ITEM 90176-4**  
• 23.75" L X 5" W X 23.75" H (12" LOW SIDE)

**ITEM 90176-5**  
• 36" L X 5" W X 23.75" H (12" LOW SIDE)

**ITEM 90176-6**  
• 47.75" L X 5" W X 23.75" H (12" LOW SIDE)



**EASY INSTALLATION!**

Minimal assembly required! No tools needed - simply snap the two bases onto the cubicle wall and slide the shield into slots!

WAVE COLLECTION:  
**OFFICE CUBICLE PARTITION**

Protect your employees with Bon Chef's new fully customizable Office Cubicle Partitions. Made of durable, clear acrylic, these cubicle partitions provide physical separation between work stations without reducing visibility. Soften the aesthetic of any shielded environment with our beautifully contoured wave-edge option, or keep things simple with our straight-edge design. Installation is easy - no tools required!

**NEED ASSISTANCE?** For questions or ordering information, please contact us at [info@bonchef.com](mailto:info@bonchef.com)