

ACCESS CONTROL POWER SUPPLY

DC12V Access Control Power Box with relay



561-P08 (374x262x67mm)




561-P08N (272x228x67mm)


561-P08 has a built-in adjustment knob to control timer of lock open, ranging 0-10sec. With NO/ NC relay, it is made for electric lock. Its in-built current circuit can prevent electric lock inductance reverse and reduce the load on the access controller.

With Exit button signal input, it allows a direct lock open by exit button without controller. An automatic short circuit protection makes it safe.

Access control, Electric lock, Exit button outputs suit for multi-functional request. 110VAC or 220VAC version is available. It can connect 12V7Ah VRLA battery.



509-P16 (226x226x84mm)



509-U12 (218x180x75mm)

MODEL #	OUTPUT	NC/ NO	ROOM FOR BATTERY
561-P08	12V 3.5A	Yes	Yes
561-P08N	12V 3.5A	No	No


Uninterruptible Power Supply with Battery Backup

509-P16/ 509-U12 are designed for all kinds of access controller, elevator control system and electric lock. 509-P16 comes with operation LED indicators.

- AC220V@ 50Hz
- DC12-18V
- 3A or 5A
- NC/NO
- Unlock Adjustable Delay: 0-10 sec
- Support 12V 7Ah VRLA Backup Battery

MODEL #	INPUT	OUTPUT	MODEL #	INPUT	OUTPUT
509-P16-C05	220VAC	12V 5A	509-U12-B05	220VAC	12V 5A
			509-U12-B03	220VAC	12V 3A

Slim DC12V Access Power Supply



509-P12 is a slim enclosure design which is still good for different kinds of access controller and electric lock, perfect for limited space.

- 180x80x36mm
- AC220V@ 50Hz
- DC12-18V
- 3A or 5A
- NC/NO
- Unlock Adjustable Delay: 0-10 sec

*products change without prior notice

MODEL #	INPUT	OUTPUT	MODEL #	INPUT	OUTPUT
509-P12-A03	220VAC	12V 3A	509-P12-A05	220VAC	12V 5A