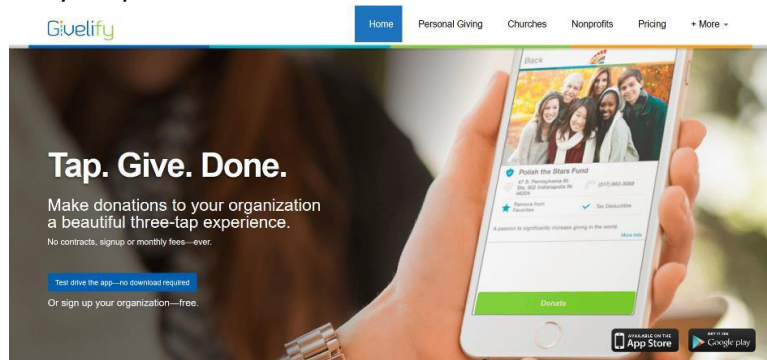



1. Download the Givelify App on your phone.

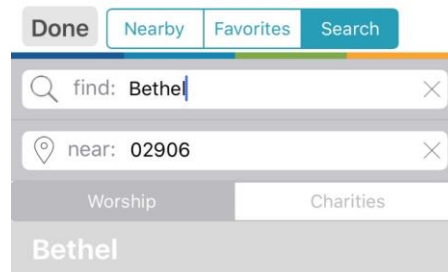


2. Open App and select "Sign Up".

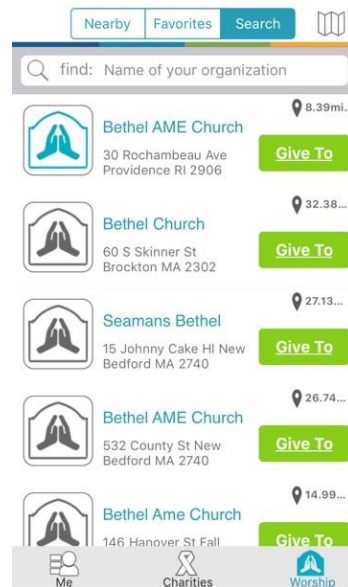


Giving:

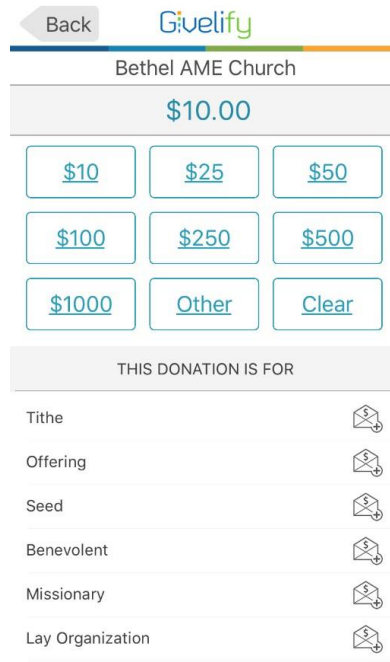
1. Open the Givelify App
2. At the bottom of the screen select worship to search for Bethel AME Church, Providence.
3. At the top of the screen you will see three options: nearby, favorites, and search. Select search.
4. In the box labeled find, type Bethel. In the second box labeled near, enter zip code: 02906. Select search.



5. The first option you will see is Bethel AME Church, 30 Rochambeau Ave. Providence, RI 02906. This is us! Select the green "Give to" button next to it.



6. On next screen you will see the church's contact information. Scroll to the bottom of the screen and select, "give".
7. Next, you will be given different monetary donations to choose from, including a button that says "other". Once you select or enter the amount you want to give, you will then select the proper category or "envelope". **You can only select from the options given.**



8. If you wish to give to multiple envelopes, select the amount of your first donation and then select the envelope that corresponds to that amount and press give. Select "+donation" and enter the next amount you would like to give and place it in the corresponding envelope. Repeat these steps until finished.
9. Once you are done entering your donation in the correct envelopes, you will have to enter your debit/credit card information. You will only need to enter this info once, unless you are going to use a different debit/credit card number the next time. Givelify will confirm the donation amount before your debit/credit card is charged. After you have confirmed, your transaction is complete. If you have any questions or need assistance signing up, please contact Bethel Providence at contactus@bethelameprov.org.