



THE CORSAIR

IPMS Phoenix / Craig Hewitt Chapter



Corsair Stop Press Dates 2021

January	25th
February	22nd
March	22nd
April	25th
May	24th
June	26th
July	26th
August	22nd
September	24th
October	24th
November	21st
December	20th

THIS ISSUE

Online Display Photos.....	2
1/48 B-25B (Doolittle Raid) M. Rossmann.8	
HG Wells Little Wars Jim Pearsall	12
Club Contest Themes.....	15
Editors Corner.....	16
Club Meeting Calendar.....	18
Raffle Update & Upcoming Events.....	19
Website References	20

Display Models



Latest build is the ICM 1/48 PO-2VS Soviet Light Night Bomber.

Got into this after seeing some of the history on You Tube (check out https://www.youtube.com/watch?v=6F_poSmlC7o) the guy gives a good overview.

This model is based on one flown by the "Night Witches" in Summer 1943.

These were all female crews and would fly at night gaining altitude then cutting the engine to glide over enemy lines to release the bombs. The plane only had a top speed of around 100 knots which was slower than the stall speed of most German fighters, and the slow speed meant they could turn on a dime. Because the German troops only warning would be a whistling of the wind through the wires of the aircraft they said it was like a witches broom and hence called the crews the Night Witches which they readily embraced. Some of these crews flew up to 18 missions a night. I would encourage you to look at some more of the material on You Tube as it is an incredible story. I hope to incorporate this model into a diorama at a later date.

Lyn Gorton



Display Models



Wingnut Wings (WNW) RE.8



Roden Fokker Triplane



WNW Salmson



AModel Nieuport II,

Mark Krumrey



Roden Sopwith Triplane
with Resin Fuselage

Display Models



Academy Sopwith Camel



WNW LVG



WNW Ships Camel



WNW Sopwith Snipe



WNW Sopwith Camel



Sopwith Snipe

Display Models



WNW Sopwith Camel



Boeing 377 Stratocruiser

Mark Krumrey



Display Models



1/48 Mig-21. This is the Eduard Profipac kit with PE and Resin. I used Tamiya and Vallejo acrylics with an oil wash.

Craig Brown

Display Models



TITLE-- Redneck 'deluxe' porta potty-


Scratch built in 1/35 scale. Outhouse is done with wood, plastruct 'aluminum' roof. Has rifle holder, hanging long johns, and of course, (beer) cupholder.

Trailer fully plumbed with electrical lights, wiring ready for the trip. PE used for screen of trailer tread plate/base.

What more can a redneck want than a connected BBQ, rifle rack, cupholder and you own target deer?!

Mike Mcfadden

Accurate Miniatures 1/48 B-25B (Doolittle Raid)
Mark Rossmann



I wondered how this all got started, I was very fortunate to be back on American territory. We had bailed out of "Whirling Dervish", 02303, when our fuel ran out and all made it down safely but Harry, Lt. Watson that is, he got his arm caught on the parachute riser and dislocated it on landing. He was in a lot of pain for a week until a doctor put it back in place.

The Navy and Army put this plan together in early January to bomb material targets in Japan while hoping to make a psychological effect that would call unit's home from far theaters to aid in home defense, also imparting a fear factor in Japan while getting a favorable reaction from the American People.

Col. Doolittle studied various planes for the mission; the requirement was for a cruising range of 2400 miles with a bomb load of 2,000 lbs. The B-26 could have done the job with range and load capacity, but carrier takeoff characteristics were questionable. The B-23 also was suitable, however with the larger wing-span fewer could be brought on board and the right-wing clearance with the carrier island was too close.

The B-25 ended up being the aircraft of choice, the plan was to take off and land from an aircraft carrier, but tests by three B25's at Norfolk showed that takeoff would be easy; landing would be next to impossible. It was decided to take off east of Japan and navigate in a westerly direction, landing at airfields in China or possibly Vladivostok. Negotiations with the Russians eventually failed and that idea was abandoned.

The 24 aircraft were prepared by adding a 265-gallon steel gas tanks manufactured by the McQuay Co., and installed by Mid-Continent Airlines in Minneapolis. These were then removed and replaced by a 225-gallon leak proof tank manufactured by United States Rubber Company out of Indiana. The tanks had issues with leaky connections, adjustments to the tank size were made reducing capacity and it was found that pressurizing the tank increased capacity by 10 to 15 gallons. Housing this tank in the bomb bay allowed us to carry four 500 lb demolition bombs or four 500 lb. incendiary clusters. McQuay Co. also provided us with extension shackles to carry the bomb load. A rubber bag tank holding another 165 gallons was installed in the crawl way above the bomb bay. After the gasoline was used up, we could turn the tank vent aft sucking the air and vapor out, the crew could stow it to one side. A third 60-gallon tank was stored

Accurate Miniatures 1/48 B-25B (Doolittle Raid)
Mark Rossmann

in the lower turret area, which had been previously removed. Ten more 5-gallon gas cans were stored where the radio operator usually sat; these were used to pour into this rear tank as the level went down. As they were emptied the crew punctured holes in the cans and threw them overboard. This gave us 1141 gallons of fuel, but care was needed in filling the tanks to assure the air was out, this was done by filling and then shaking down the aircraft and topping it off again.

All excess equipment was removed, while de-icers and anti-icers were installed as we were still negotiating with the Russian for landing permission. This did slightly reduce the cruising speed. Wooden guns were stuck out of the extreme tip of the tail, we were not at all attacked from the rear on our mission, so it probably worked. It was found when the turret guns were fired close to the fuselage that rivets popped and tore the skin loose, steel blast plates were then installed.

The Norden bombsight was removed and a simplified bombsight developed by Capt. Greening was then installed. Tests showed a much greater bombing accuracy at 1500 feet or less when using these sights compared to the Norden one.

The .50 calibers were acting up, they would not fire properly, only with short bursts or not at all. W.C. Olson from Wright field overcame the issues with the smoothing down of parts, replacing faulty ones and training the gun maintenance crews.

The 230 lb liaison radio set was removed, since radio silence was to be maintained. Each ship in the formation also carried cameras located in the extreme tail tip between the wooden guns. Only two landing flares were carried, if the need arose, to be thrown out by the rear gunner.

Well, how did I get here, I was a member of the 17th Bombardment group and Lt. Colonel Mills explained to our commander that this was an extremely hazardous mission and he needed twenty-four experienced crews, as time to train would not be available. I volunteered along with all the rest and it was more than we could use, so our twenty-four crews were off to Elgin Field in Florida, for final training. On March 25th, twenty-two planes headed for Sacramento, two others had been damaged and were not flyable.

By April 1, sixteen planes were loaded on the USS Hornet, commanded by Admiral Halsey. While enroute, we had training lectures on gunnery, navigation and meteorology. Gunnery practice was carried out by using kites flown from the Hornet.

Our plan was to takeoff just before dark and bomb at night and arrive in the early morning hours in China. We were briefed to avoid non-military targets, particularly the Temple of Heaven and not to go to Siberia.

We were #9 in line for takeoff, as our engines revved up. It was 10 hours earlier than planned, the first enemy patrol vessel detected us at 3:10 AM on April 18th, it was now a few hours after dawn and 824 miles east of Tokyo. Lt. Watson got us off safely as we circled to the right; he then flew us over the axis of the Hornet so we were lined up with the drift sight.

As we entered Tokyo airspace the antiaircraft fire was inaccurate, they were black and likely from 37 or 40 mm guns. We did not see any machine gun crews active and there were a few barrage balloons at about 3000 ft. which did not impede our bombing. I navigated us to our target, the Kawasji truck and tank plant where we placed 3 demolition bombs and one incendiary cluster. We also hit a factory building near the railroad station south of the Imperial Palace.

Accurate Miniatures 1/48 B-25B (Doolittle Raid)
Mark Rossmann

We were about 100 miles south of Poyang Lake, our bird was running on fumes, Lt. Watson put on the auto pilot and ordered us to bail out. We did one by one, Engineer-Gunner T/Sgt Eldred V. Scott, Bombardier Sgt. Wayne M. Bissell, me Navigator-Gunner Lt. Thomas C. Griffin, Co-Pilot Lt. James M. Parker Jr., and Pilot Lt. Harold F. Watson. We never saw Whirling Dervish again.

Model


This is the Accurate miniatures 1/48 B-25B, there first of a series of excellent B-25 models. The upper turret blast plate is a cut down mailing label, painted and stuck on, no other extras. I will not debate any of the build issues of this aircraft which have already been published out there. To me this is a fine kit, I have built the "B", "C" and will be building the "G" version this next year. A.M. supplied decals for each of the sixteen aircraft and enclosed was a copy of Col. Doolittle's report on the mission, a great piece of history to have. I chose to do aircraft #9, because of another aspect of my hobby.



Accurate Miniatures 1/48 B-25B (Doolittle Raid)
Mark Rossmann

Hobby

I enjoy going to air shows and listening to the forums held with aircraft crews and maintenance personal. I had the honor to meet Thomas Griffin Navigator plane #9, R.E. Cole co-pilot of Doolittle's plane #1, co-pilot Jack A. Sims plane # 14 and Bill Bower Pilot of plane #12 at the Wings of the North air shows at the Flying Cloud airport in Eden Prairie Mn.



There signatures adorn pages in two of my books, Bomber Missions Aviation Art of World War II, by G.E. Patrick Murray, on the artwork of Robert Taylor. The second book, Time Life's "The Rising Sun" on the page showing a picture of Doolittle's plane taking off.

Time fades, these gallant heroes of WWII all have passed on to eternity, let not the memories fade.

Information from:

Col Doolittle's report.

Time Life "The Rising Sun" by Arthur Zich.

Bomber Missions Aviation Art of World War II, by G.E. Patrick Murray.

Respectfully submitted,
Mark L. Rossmann

HG Wells Little Wars

Jim Pearsall

Helion & Company

<https://www.helion.co.uk/>

Link to Catalog: <https://www.helion.co.uk/military-history-books/hg-wells-little-wars-with-54mm-scale-paper-soldiers-by-peter-dennis-introduction-and-playsheet-by-andy-callan.php?sid=7ccd6f0790906f26ecc06fea1f7bef23>

Provided by Helion & Company



<https://www.helion.co.uk/>

Pages : 48 | Images : 20 color illustrations, 3 b/w sketches, 28pages of paper soldiers.

THE BOOK

I had never heard of Helion & Company until I got this book. Inside the front cover is a listing of other titles in the "Paper Soldiers" series. Interested in the Civil War? Which one, American or English Civil War. They have games for both. Roman legions? American Revolution? Trafalgar? The Spanish Armada? In there.

This book is based on H. G. Wells' 1913 book which gives rules for movement and battle with miniature armies. The book is subtitled "A Game for Boys from twelve years of age to one hundred and fifty and for that more intelligent sort of girl who likes boys' games and books.




CONTENTS

- I. ON THE LEGENDARY PAST
- II. THE BEGINNINGS OF MODERN LITTLE WARFARE
- III THE RULES
 - The Country
 - The Move
 - Mobility of the Various Arms
 - Hand-to-Hand Fighting and Capturing
 - Varieties of the Battle Game
 - Composition of Forces
 - Size of the Soldiers
- IV ENDING WITH A SORT OF CHALLENGE
- APPENDIX: LITTLE WARS AND KRIEGSPIELS

HG Wells Little Wars Jim Pearsall

Andy Callan's introduction gives a well described summary of what the original Wells book covered and how the Little Wars changed over the years.

The little wars started out using a cannon to shoot opposing forces. But the manufacturer changed the design in a cost cutting move, and the cannon became inaccurate. So the rules changed. And changed again as other ideas came in. The rules in the book call for measured movement on the floor, timed moves, and casualties determined by unit type and position, with no chance elements. It's all strategy and tactics, not luck.



MY WARGAMING HISTORY

I had a bunch of toy soldiers when I was a kid. And at one point I got a toy 105mm howitzer which would fire small wooden bullets. So I set up two sides and shot them with the 105. I didn't like the fact that the small wooden shell would bounce off some soldiers without knocking them over. So I graduated up to using those pencils you get at the golf course for score keeping. They worked.

Later, I played Avalon Hill board games, particularly Gettysburg. Also, Risk was a favorite. When my friend and opponent (He beat me SO often) Bill Tometich told me that there was a magazine with a game in every issue, I subscribed to Strategy and Tactics Magazine through the 80s.

So here we are back at the idea of shooting a cannon at the enemy soldiers on the floor.




HG Wells Little Wars Jim Pearsall

WHAT MAKES THIS BOOK SPECIAL

Peter Dennis does the art work for this series of books. You get multiple pages of paper figures to use in the games. The idea is to scan and print to color copy the pages onto heavy paper, then cut the figure out and fold it, so the front and back align. I show several pages of figures, infantry and cavalry, plus a Zouave I printed, folded, cut out and assembled.

But wait, there's more! Also included in the pages are a cannon which can be printed, cut out, and assembled. With a rubber band moving the breech, the cannon can fire paper balls at the enemy. So we can go back to the original Wells concept of war gaming.

And even more! In addition to the soldiers, cavalry and civilian figures in the book, there is a Martian Tripod, in case you decide to do a "War of the Worlds" scenario.




EVALUATION:

Recommended to anyone who's interested in miniature war games.

This book is a really neat trip back in time for me. The idea of shooting at soldier figures goes back over 60 years in my life. The figures are really well done. I had minimal trouble with the figure I glued and cut out. If I do another, it'll be even less trouble.

Also, the introduction by Andy Callan is really nicely done, well written and insightful.



2021 Club Contest Themes

2021 Club Contest Themes

January: TBA

February: TBA

March: TBA

April: TBA

May: TBA

June: TBA

July: TBA

August: TBA

September: TBA

October: TBA

November: TBA

December: "White Elephant"

Note there will be no competition due to the White Elephant



EDITORS CORNER

BY LYN GORTON



Well here we are in Spring and a quarter of the year gone already. Covid continues to restrict us to zoom meetings (big shout out to Mike Mackowski for keeping it up) but every day I see signs of improvement. Those who are running the Nationals this year are also hopeful and I have included the latest brief from them on the back pages of this newsletter.

I have included another article from the late Jim Pearsall, this shows how diverse our hobby is and the most of our elderly members (myself included) will remember playing with some form of model soldiers at some point in their young formative years, so HG Wells was no exception and the article demonstrates what we used before plastic was invented.

I was very pleased to receive a few more pictures for the display competition , I do have one question though, doesn't anyone who builds autos or figures ever display their efforts ? I am hard pressed to find pictures even when we were in person meeting. Come on people you must have work that could inspire others to try your preferred medium.

That being said we seem to have a collection of Bi-Planes this month (Mine Included), and for those who are aircraft orientated you know how difficult it is to get those wings aligned so check out the pictures in the display pages and if you usually build jets have a go at a bi-plane, it is a great way to hone up some of your skills (patience as well).

As always stay safe out there, have a happy Easter and keep your pictures and articles coming in, they are the lifeblood of the newsletter.



Membership

For only \$1 a month you get all of this

- . Monthly club newsletter**
- . Discounted club T-shirts**
- . Modelzona**
- . Monthly Raffle Prizes**
- . Monthly contest awards**
- . Annual club Christmas party**
- . And more**

Remember that you have to be a member **in good standing to enter and win competitions, get a copy of the monthly newsletter sent directly to your email, and vote for anything that the club brings to the table.**

**So Make sure to see Treasurer,
“Bill Dunkle”, at the club meeting to sign up
for membership**

2021 CLUB MEETING CALENDAR

All meetings held at American Legion Post #1, 364 N. 7th Ave., Phoenix, AZ 85003

JANUARY 2021

Tuesday 5th, 7pm

Seminar/Speaker:

JULY 2021

Tuesday 6th, 7pm

Seminar/Speaker:

FEBRUARY 2021

Tuesday 2nd 7pm

Seminar/Speaker:

AUGUST 2021

Tuesday 3rd, 7pm

Seminar/Speaker:

MARCH 2021

Tuesday 2nd, 7pm

Seminar/Speaker:

SEPTEMBER 2021

Tuesday 7th, 7pm

Seminar/Speaker:

APRIL 2021

Tuesday 6th 7pm

Seminar/Speaker:

OCTOBER 2021

Tuesday 5th, 7pm

Seminar/Speaker:

MAY 2021

Tuesday 4th, 7pm

Seminar/Speaker:

NOVEMBER 2021

Tuesday 2nd, 7pm

Seminar/Speaker:

JUNE 2021

Tuesday 1st, 7pm

Seminar/Speaker:

DECEMBER 2021

Tuesday 7th, 7pm

Event: *White Elephant*



Raffle will resume once our meetings recommence with the following items

Tickets are \$1 or six for \$5.

- Item A: Emhar 1/72 9th Century Viking Ship
- Item B: Ban Dai 1/144 Star Wars Millennium Falcon
- Item C: Hobby Boss 1/72 UH-60A Blackhawk
- Item D: Revell 1/72 M2A2 Bradley
- Item E: Hasegawa 1/48 F6F-3 Hellcat "USS Essex"
- Item F: Italeri 1/72 A-6E Intruder USN/USMC
- Item G: AMT/ERTL 1/25 1966 Ford Thunderbird
- Item H: New Item from Hobby Depot

Note that there will be a Special Raffle this month. The kit is an **Academy 1/32 scale F/A-18C Hornet**. This is a nice model and the box is still sealed. Tickets are \$5.00 each or 5 for \$20.00. Bring money, don't forget to stop by the bank for your cash!

UPCOMING EVENTS

Modelzona—Postponed until November 2021
Nationals—Las Vegas August 18-21 2021

IPMS Phoenix / Craig Hewitt Chapter

2021 Chapter Officers

The club meets at 7pm on the first Tuesday of each month at the American Legion Post #1 in Phoenix. Check the club website at www.ipms-phoenix.org for more meeting info.

American Legion Post #1

364 N. 7th Ave.
Phoenix, AZ 85003

The post is located South of I-10 just a few blocks North of Van Buren. Look for the huge American flag.

President.....	Steve Collins.....	http://www.ipms-phoenix.com/
Vice President.....	Don Stewart	http://www.ipms-phoenix.com/
Secretary	John Carroll	http://www.ipms-phoenix.com/
Treasurer	Bill Dunkle.....	http://www.ipms-phoenix.com/
Member At Large.....	Stuart Bricker.....	http://www.ipms-phoenix.com/
Membership Chair.....	Lyn Gorton.....	http://www.ipms-phoenix.com/
Webmaster.....	Tim Bongard.....	http://www.ipms-phoenix.com/
Newsletter Editor	Lyn Gorton	lyngorton@hotmail.com

Useful Links

Bjorn Jacobsen—Aircraft Dioramas
Plasmo—good visual instructions on “You Tube”
Kittyhawk replacement parts
Trumpeter replacement parts
Special Hobby
Tamiya—US
MRCsupport@modelrectifier.com
Rivet detail and schematic drawings
Fine Scale modeling techniques
“How to “Videos
Online magazine for all things avionic
Sky Harbor Informational site
Military Colors And Camouflage

www.dioramas-and-models.com
just search for plasmo
Sophialynn@gmail.com
Joanna@trumpeter-china.com
www.specialhobby.Ev/contact
support@Tamiya.com

www.airwar.ru
<http://paulbudzik.com>
Youtube.com/Andyshobbyheadquarters
www.wingleadermagazine.co.uk
<http://www.visitingphx.com/index.html>
<http://www.theworldwars.net/resources/>

If you have a good reference site let me have a brief description and a web address and we will keep this list as a reference.



Join the **IPMS/USA!**

\$30 annual membership includes a one year subscription to the IPMS Journal. Visit www.ipmsusa.org to download a membership form. Or you can write to:



IPMS/USA PO Box 1411
Riverview,
FL 33568-1411

Membership also gives you access to the online Discussion Forum, where you can exchange ideas and information with other members of IPMS.



CONTENT NEEDED!!!!

The Corsair needs your help! To keep this newsletter filled with all the great content, I need your help with content. Here are some useful items that I can use to put together future issues each month:

- Kit reviews/In-box reviews
- Website links
- Modeling related articles
- Commentary and featured columns
- Neat, strange or otherwise shareable pictures
- Book reviews
- Trip and vacation write-ups

Anything you have can be used. Don't hesitate. Even a few paragraphs are great.



SUPPORT YOUR LOCAL HOBBY SHOP!



RIGHT
STUFF,
RIGHT PRICE

www.thehobbydepot.com

216 W. Southern Ave.
Tempe, AZ 85282



Rhino's
Hobby Tools
& More

f Rhino's Hobby Tools & More

Michael Ronnau
cactus_rhino@cox.net

www.airline-hobby.com

*Your One Stop Source for
Scale Model Airliner Kits, Decals,
Diecasts and Accessories*

HOBBY BENCH

2 Great Locations!

8058 N. 19th Ave.
NW corner
19th Ave. & Northern
602-995-1755

4240 W. Bell Rd.
NE corner
43rd Ave. & Bell
602-547-1828

WAR BOOKS
AND HOBBIES

KEITH PEIPER, MANAGER

(480) 994-2263

AVALON_WAR_BOOKS@YAHOO.COM

WE BUY COLLECTIONS

space in miniature

Space modeling reference books
by Mike Mackowski.

www.spaceinminiature.com



THE MAD MEATBALL

MIKE CHOLEWA

602-944-4096

"DEALER IN PRE-OWNED PLASTIC"

12629 NORTH 21ST DRIVE

PHOENIX, AZ 85029



**ANDY'S HOBBY
HEADQUARTERS**



15224 N. 59th Avenue, Suite 12
Glendale, AZ, 85306
tel. (602) 439-1456



Tru-Color Paint

Model Railroad, Automobile,
and Building Paint

Scott Cohen

Marketing, Finance, Product Development,
Supply Chain, Inventory & QC/QA

Post Office Box 74524

Phoenix, AZ, 85087-4524

tru.colorpaint1@yahoo.com

Sales: (714) 488-9779

Info: (623) 551-2548

www.trucolorpaint.com

Here's the new product information for the military, structure/infrastructure, and automobile paints for March to April, 2021

March, 2021

Military

1427: FS-37038: MERDC- Black

1428: FS-37875: MERDC- Insignia White

1429: FS-34151: MERDC- Interior Green

1430: FS-34102: MERDC- Medium Green

Automobile

640: Ford® Engine Red

641: Chevrolet® Engine Red

Spray Cans

4018: Reefer Yellow

4019: Matte Earth

April, 2021

Military

1431: FS-33070- Modern Olive Drab, 1968-1983 for AFV's

1339: FS-37925- White

1340: FS-26132- Dark Gray

1341: FS-26270- Medium Gray

Automobile

602: Dark Tan Interior

607: Dark Brown

Spray Cans

4020: Boxcar Red

4021: Engine Black

We now have aerosols (spray cans.) We currently have the following available (including the ones above):

4012: Oxide Brown

4013: Weathered Black

4014: Dust

4015: Dark Blue

4016: Matte Aged Rust

4017: Pullman Green

We are always open to new ideas for paints. If there are colors that you need but aren't made, shoot us an email at tru.colorpaint1@yahoo.com. If we can find enough information on the color, we could put it in the next year's product schedule.

Scott Cohen

Co-Owner- Tru-Color Paint

Marketing, Strategy & Financ

4220 West Opportunity Way, Suite 104

Phoenix, AZ 85086 USA

Info Phone: 1-623-551-2548

Sales Phone: 1-714-488-9779

Email 1: tcpmodelpaint@gmail.com

Email 2: tru.colorpaint1@yahoo.com





Convention News

The 2021 IPMS/USA National Convention is on-track, on-schedule and shaping up to be the largest National Convention of all time!

Everyday Las Vegas comes alive and estimates are that by August all Covid restrictions will have been lifted. None the less we and the Rio are taking every precaution to ensure a safe and healthy gathering.

What's New?:

Over 2,900 room-nights have been booked so far and new reservations are coming in every day. But not to worry, there are still rooms available on property.

Our 28,000 square foot Vendor Room is SOLD OUT!

Event Pre-Registration is scheduled to open on-time on April 1st. Unless you like long lines we urge you to pre-register. Check back on our website for the opening.

Sadly, all organized tours have been cancelled at this time. With most of our tours taking place on Government and Military Reservations its been impossible to get anything organized. But with Las Vegas offering so much to see and do we believe you'll still be kept pretty busy. Those interested in touring the Shelby site are encouraged to make your own reservations and travel plans.

News and happenings continue to come in everyday. Be sure to check our website or Facebook for up to date news.

Bob Lomassaro

(director.nats2021.aol.com@mail.mailchimpapp.com)



AUGUST 18 - 21, 2021

A Convention Experience of a Lifetime awaits you in The Fabulous City of Las Vegas



The Rio Resort is located just minutes from the airport and the famous Las Vegas Strip.

2,000 All-Suite Rooms for \$114 per night for up to ten days stay time.

4 luxurious swimming pools, day spa & gym.

13 Nightclubs, bars & lounges.

14 Restaurants, buffets and snack bars.

Free Parking



Enjoy our beautiful outdoor wonders or the unlimited shows, nightlife and gaming. When the model and vendor rooms close, the action begins.

Valley of Fire – Grand Canyon
Fremont Street Experience
The Strip - World Class Shopping
Major Shows & Performers
Fine Dining - Hoover Dam
Lake Mead Boating Tours
Museums - Gun Ranges - Speed
Racing

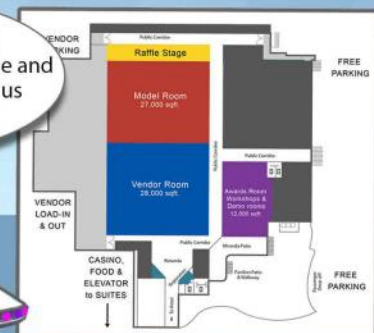


67,000 square feet of luxuriously appointed convention space, all but an elevator ride away from your room and refreshments.

Ground-level load-in and out for vendors

Excellent lighting with thick easy-on-your-feet carpeting

Eight demo rooms



Visit our website for information on
Hotel Reservations - Resort Amenities
Attractions - Sights & Sounds of Las Vegas - Organized Event Tours
Contest Rules & Categories
Contest & Vendor Forms

General Information
director.nats2021@aol.com

Vendors
vendors.nats2021@gmail.com

Website
www.natslv2021.com

2021 IPMS /USA NATIONAL CONVENTION



LAS VEGAS, NEVADA AUG 18 - 21, 2021

AT THE RIO CASINO RESORT & CONVENTION CENTER

2,000 All-Suite Rooms • 67,000 square feet of Luxuriously Appointed Convention Space
350 Vendor Tables • 14 On-site Restaurants • Free Parking

You'll never have to leave the resort to have a National Convention experience of a lifetime!

www.natslv2021.com

CONTACT US AT:

General Information: director.nats2021@aol.com

Vendors: vendors.nats2021@gmail.com