

1.5 STANDARD TRIM

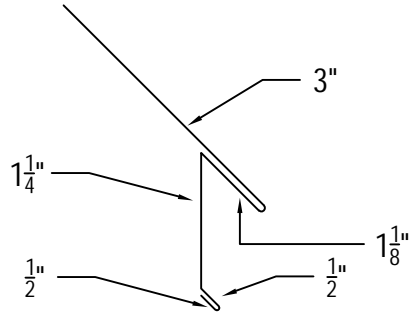
MATERIAL (please choose one):

- | | | |
|--------------------------------------|--------------------------------------|------------------------------------|
| <input type="checkbox"/> 26 GA Steel | <input type="checkbox"/> 22 GA Steel | <input type="checkbox"/> .040 Alum |
| <input type="checkbox"/> 24 GA Steel | <input type="checkbox"/> .032 Alum | <input type="checkbox"/> .050 Alum |

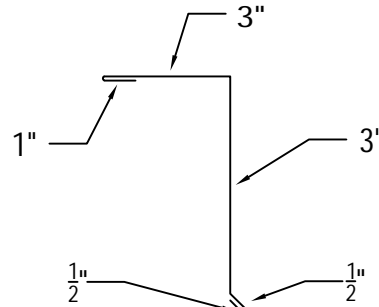
Color: _____ Finish: _____



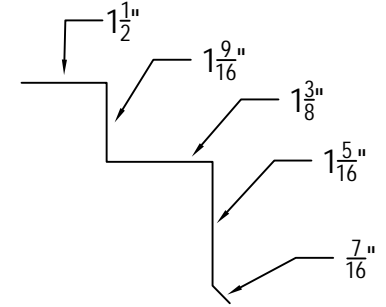
ROOF PITCH
____/12



STANDING SEAM DRP EDGE
____ LINEAR FEET (120" PCS)



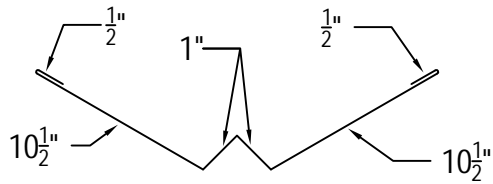
STANDING SEAM RAKE CAP
____ LINEAR FEET (120" PCS)



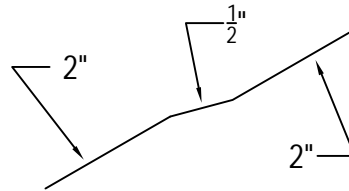
STANDING SEAM RAKE CLEAT
____ LINEAR FEET (120" PCS)

ROOF PITCH
____/12

ROOF PITCH
____/12



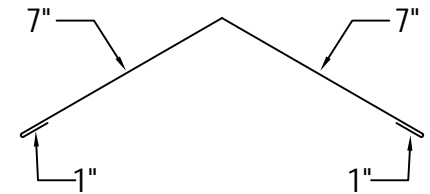
STANDING SEAM VALLEY
____ LINEAR FEET (120" PCS)



STANDING SEAM VALLEY CLEAT
____ LINEAR FEET (120" PCS)

ROOF PITCH
____/12

ROOF PITCH
____/12



STANDING SEAM HIP CAP-LARGE
____ LINEAR FEET (120" PCS)

Notes:

- 1) Ship To Address: _____
City: _____ State: _____ Zip: _____
- 2) Written approval is required prior to fabrication, contractor is responsible for all dimensions and quantities. Fabricated items are not returnable.

Sheet ____ of ____

DWG# 720-005

Temple Architectural Products
1111 Lowell St.
Elyria, OH 44035

Phone: (440) 323-9393

Fax: (440) 412-7559

Project Name: _____

Installing Contractor: _____

Contact Name: _____

Contact number: _____

Signed Approval: _____