

Christmas holiday feast and gift exchange.



Courthouse Quilters

Programs and Lectures

Barbara Slaton/Mary Ann Hampton


JANUARY 14. Workshop. Fat Quarter Bag 12 p.m. to 4 p.m.

Evening Program: Member Demos



February 11. Workshop: English Paper Piecing - A Primer. 10-4 with **Jan Hunold**.

Evening Program: Elena Stokes: SAQA trunk show.




MARCH 11. Workshop: Stack and Stash "Dancing Stars and Pinwheels" with **Judy Beck** 12pm to 4 p.m.

Evening Program: Jody's Jem Journey Trunk Show



April 8. Workshop: Charity Workshop

Evening Program: Annual Guild Challenge- 30th Anniversary "Pearls". Anniversary Celebration



May 20 Karen Eckmeier "Accidental Landscapes" - Mountains. 10 a.m. to 4 p.m.

Evening Meeting: Lecture: "Happy Villages and Accidental Landscapes with Karen Eckmeier"



June through December classes coming up

Laura Wasilowski

June 9	Workshop:	Zen Doodle Quilts 10 am - 4 pm
June 10	Workshop:	Four Little Landscapes 10 am - 4 pm
	Evening Program:	Lecture "I Quilt, Therefore I Am"
July 8	No Workshop	
	Evening Program:	Member Market "Christmas in July"
August 12	No Workshop	
	Evening Program:	Ice Cream Social
September 9	Workshop:	Sew for the Show
	Evening Program:	Pre-show Meeting
October 21	Workshop:	Charity Sew
	Evening Program:	Show recap
November 11	Workshop:	Eve Vallorani - Fused thread play flowers
	Evening Program:	Eve Vallorani trunk show
December 9	Workshop:	Cozy Sew
	Evening Program:	Holiday Party

COURTHOUSE QUILT CHALLENGE for 30th ANNIVERSARY.

Due at April Meeting

Is it the pearl in an oyster, a string of pearls, a lovely pearlescent color, or a pearl of wisdom? However you choose to interpret the word, incorporate a meaning of a pearl into your challenge quilt to celebrate the 30th anniversary of Courthouse Quilters—our pearl anniversary.

Ribbons will be given in three categories:

- 1). Quilt of any size
- 2) Quilt that measures 30" x 30"
- 3). Other (Other may be, but is not limited to—clothing, fabric sculpture, home decor item).

The quilt or other item must be made between November 12, 2017 and April 8, 2018.

Participants will be given a paper label to fill out when the challenge is brought in. It will include the following: Did you design the piece yourself? If not, who was the designer? And Did you quilt the piece yourself? If not, who quilted it? If your quilt has a label, cover it. Bring the quilt in a pillowcase or other closed bag or covered.

ENGLISH PAPER PIECING WORKSHOP for February 2018 with Jan Hunold

This workshop will cover:

- Cutting fabric with an EPP template, including fussy cutting with a template for repeats
- Wrapping/attaching fabric around the paper piece (variety of methods)
- Joining pieces together using two different techniques
- Joining rounds by hand
- Attaching a completed design to a background
- Popular EPP projects

EPP pieces and template kit from the guild - kit will include a 1 3/8" hexagon template and papers for the 1 3/4" hex. You can use supplies you already have if you wish.

Kit will cost under \$12.00

- Jan will provide a stock card fussy cut finder for you.

FABRIC:

- You can use scraps for this workshop. I would recommend a combination of contrasting colors and patterns. At least five to eight different fabrics. Scraps need to be at least 3" square
- Please bring one piece of fabric with at least five repeats of a really interesting pattern for fussy cutting (for a total of six hexes of the same interesting feature).

THREADS:

- Junk basting thread in light and dark
- Cotton thread in a variety of colors (see what works with your stash). I use Mettler 60 wt. If you have a favorite appliqué thread that will work. Silk is not a good option (it stretches). Hand quilting thread also works.
- Some EPP fans swear by bottom line, but it doesn't come in a lot of colors

NEEDLES

Straw (milliner) needles 9, 10, 11 or whatever kind or size you like to use for your threads.

USUAL HAND-STITCHING TOOLS

- thimble or preferred finger tip protection, or not
- Needleinders or needle case
- Beeswax or thread heaven
- Light/magnifier
- Needle threader
- Small scissors or clips
- Tweezers
- Whatever else you usually use for hand stitching

Other Stuff:

- Sewline glue stick (or your favorite washable glue stick)
- Plastic cups - I get the really cheap ones on Amazon like 100 for under \$10. They are just fine!
- Small iron and ironing pad
- Wooden finger presser (optional)

Continued on next page...

- Small cutting mat
- Small rotary cutter. A 60 mm is overkill- 46mm and smaller is ok
- Hand cream

ROTATING MAT - a good rotating mat is a cool luxury but not necessary for the workshop

- To make a cheap rotating cutting mat, bring a small cutting mat (like 8"x12") and a cheap lazy susan turntable. You can put the small cutting mat on the turntable.. I have the OXO Good grips lazy susan turntable 11" that runs around \$12
- I do not like the Olga rotating mat....not worth the money
- The Martelli rotating mat system is the Cadillac of rotating mats but \$\$\$\$

If you have purchased papers and templates for a specific pattern you are welcome to work on that project in the workshop.

The technique is all the same!

What a great spread of treats at our Holiday Party! A very special thanks to Jill Ferrari for gathering all the festive decorations for our tables and buffet, as well as preparing the delicious punch. And Ellen was as awesome as usual in her program activities.

Next month, Nicky has signed up as a hospitality volunteer but we do need one additional volunteer for the January meeting. Anyone who may be interested can email Mary Rigby at maryrigby@comcast.net. As always, general information as to responsibilities, will be emailed to volunteers the week prior to our meeting.

Best wishes to all for a very happy holiday season. See you next year!


Mary Rigby


Guild Cookbook now available.....

Barbara was in charge of creating a wonderful cookbook and did a beautiful job with help from Mary

Ann Hampton. They were for sale at the December meeting and are available for \$10 each. Get yours soon. Thank you Barbara.

What about having a get together with each member bringing in a recipe from the cookbook!?? Maybe even if it's. NOT bringing your own recipe!!!!





EVENTS in our area to ENJOY.....

We would like to tell you about the upcoming Quilt Luminarium by Ricky Tims coming to the Ewing Township, NJ area May 7-8, 2018. The ALL-NEW Quilt Luminarium by Ricky Tims will be held at the Brower Student Center at The College of New Jersey in Ewing Township, NJ on May 7-8, 2018 (Monday and Tuesday). We wanted to make sure that you all are aware of this educational, fun-filled event, and we encourage you to visit www.quiltluminarium.com to learn about the details. Join Ricky for a two-day comprehensive quilt symposium that demystifies seemingly complex concepts, teaches mastery of unique techniques, and harnesses the power of the ever-elusive muse of creativity. To register for the event, visit www.quiltluminarium.com and click [REGISTER HERE ONLINE](#)

How Does Quilt Luminarium Differ From Ricky's Previous Super Quilt Seminars?
Quilt Luminarium has some cross-over curriculum from the Ricky Tims Super Quilt Seminar, but this event offers a wealth of new and insightful information never presented before.

- **It's for ALL Quilters!**
- **Learn, laugh, and be inspired!**
- **Everyone attends all sessions!**
- **No Supply List**
- **No Sit-n-sew**

Claire Coakley.....age 29. Our youngest, I believe, member!!!!
What a delight to have her joining us.

She loves making more modern quilts and especially loves solid colors. She can never decide on a pattern. She started quilting after her grammy refused to make a quilt she wanted. Instead she said she would teach me how to quilt. I never finished that quilt! One day!!!!



Show and Tell



If you know of anyone in the guild who could use some cheering up, please contact Corresponding Secretary, Cass Garner. She will send a card on behalf of the guild.

SUNSHINE AND SHADOWS



QUILTS in the MILL - SHOW 2018 NEWS

2018 is finally here and there are just several months until our 14th biennial Quilts in the Mill Show

All member's talents are needed to make the show a success. Watch this space for suggestions on how you can support the various committees. Committee chairs will be at meetings to explain how members can help.

Here are a few ways to support the quilt show now:

- For ever project you sew, make an item for the show boutique
- Make a mini quilt - a great way to try a new technique or make that really cute design that doesn't go with your house. Someone else will love it!
- Save your fabric scraps (2" or larger) for the show scrap basket (other quilts LOVE our scraps!)
- Save your magazine and quilt books to donate to the boutique.
- Volunteer your time (even an hour will help) to a show committee.

It takes all hands to create a fantastic show!


A collection box will be at every meeting to collect your show boutique items. Questions on boutique can be directed to Ellen Heath (she will be in Florida in January and February). So save your items until March. For members to exhibit quilts in the show, they must be a member in good standing, as follows:

1. Dues paid in full
2. Make 3 items for the show boutique
3. Sell 20 raffle tickets

Questions or suggestions may be directed to Camille Quinton, 2018 Show Chair

DECEMBER HOLIDAY PARTY GIFT EXCHANGE





Happy New Year to all!
Let's Celebrate 30 years of CHQ!!

RENEW Your membership for 2018

Only members in good standing may exhibit quilts at the 2018 Quilts in the Mill Show

Dues: \$35 for the calendar year

Bring your dues to the January meeting or mail to Camille Quinton, CHQ Membership chair

Questions? Contact Camille

Members must renew by the January Meeting 2018

Benefits of Membership:

Workshop. Guest Speakers. UFO Auction. Charity Sews. Friendship. Monthly Meetings. Quilt Challenge

MINI QUILTS

Although our show is a little over 9 months away, it's never too early to start to make a mini to donate to the show.....or four or five!

The mini quilts, which are raffled off in a "tricky tray" fashion with tickets, have always been extremely popular and a great source of show revenue.

Minis can be any subject matter and although there's no specific size requirement, past minis have not been larger than 24" on any side.

Mini quilt preparations and the mini raffle will be described in great detail at CHQ meetings.

Completed minis can be given to Chairpersons Joan Lasota or Mary Rigby. Please ask if you have questions.

Joan and Mary

For more information go to
COURTHOUSEQUILTERS.org or visit our
FACEBOOK PAGE

BOARD AND COMMITTEE CHAIRS

- President - Andrea Cavallaro
- First Vice President - Marla Knappe
- Second Vice President -
- Recording Secretary - Penny Armagost
- Corresponding Secretary - Cass Garner
- Treasurer - Nicky Wallis
- Charity Quilting - Jude McCormick
- Circulation - Stephenie Greenberg
- Historian - Alice Sprenger
- Hospitality - Mary Rigby
- Librarian - Patty Gertz
- Licensing - Joanne Gardner
- Membership - Camille Quinton
- Newsletter - Carol Esch
- Photographer - Al Accettola
- Publicity - Joan Lasota
- Quilt Show - Camille Quinton
- Raffle Quilt - Design and Creation - Stephanie Greenberg/Andrea Cavallaro
- Web Presence - Karen Davis and Cathie Giambalvo

Newsletter Deadline:

The deadline for the newsletter is the Sunday following a meeting. Exceptions are May and show year Octobers with a deadline of the Wednesday after a meeting. Send all your articles, news, photos to Carol Esch. cesch1941@gmail.com

Courthouse Quilters
Darcy Lodge
39 Everittstown Road
Route 513, Frenchtown, New Jersey

Directions from Flemington:

Route 12 West to flashing red light at The National Hotel in Frenchtown. Turn right onto Route 513 and drive up steep hill. The Darcy Lodge will be 3/4 mile on the left.

Directions from Clinton:

Route I-78 to Exit 15 to Route 513 South. Turn right just past Pittstown Inn at red light and follow Route 513 for 8 miles. Darcy Lodge on right hand side.