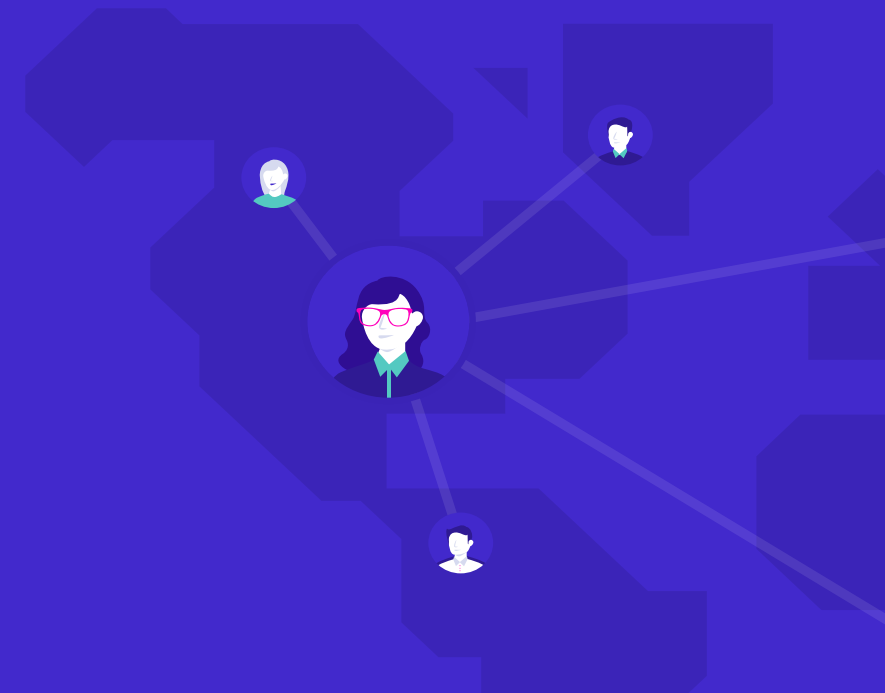


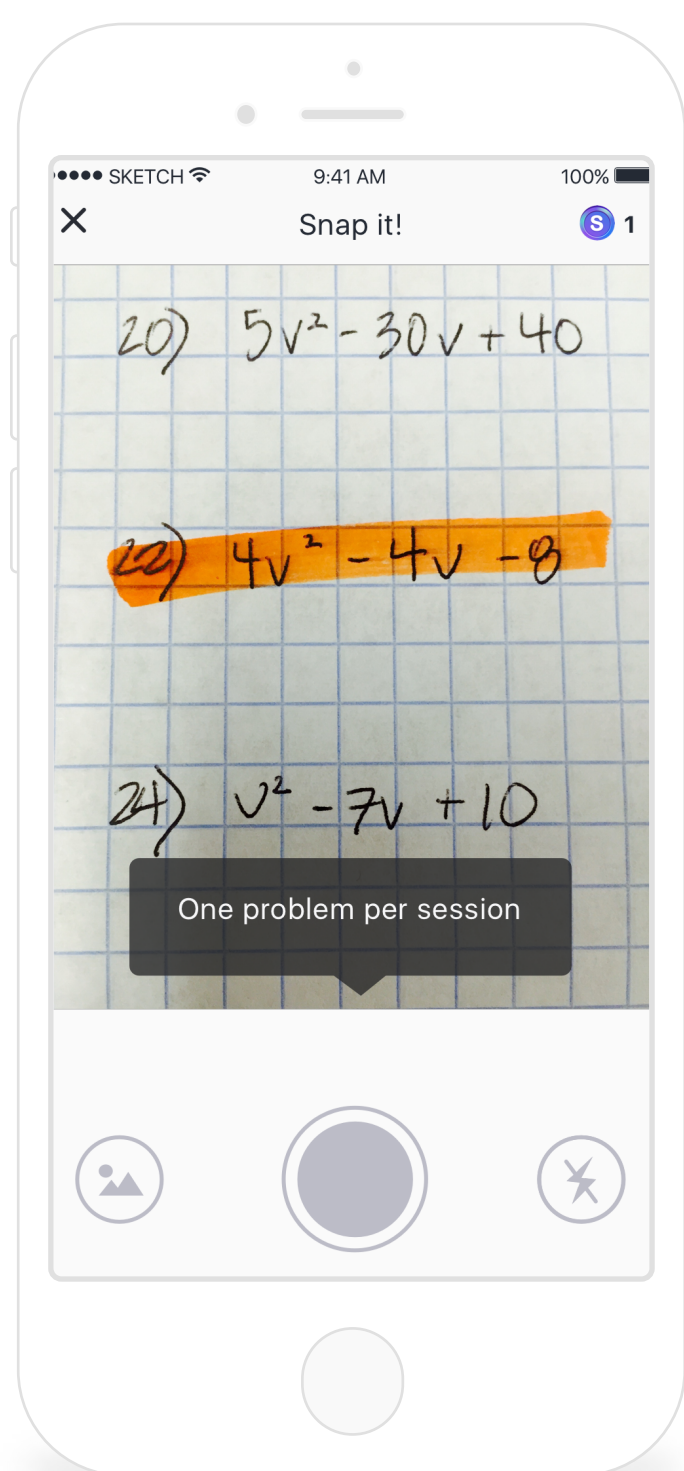
# Stuck on homework problems late at night?



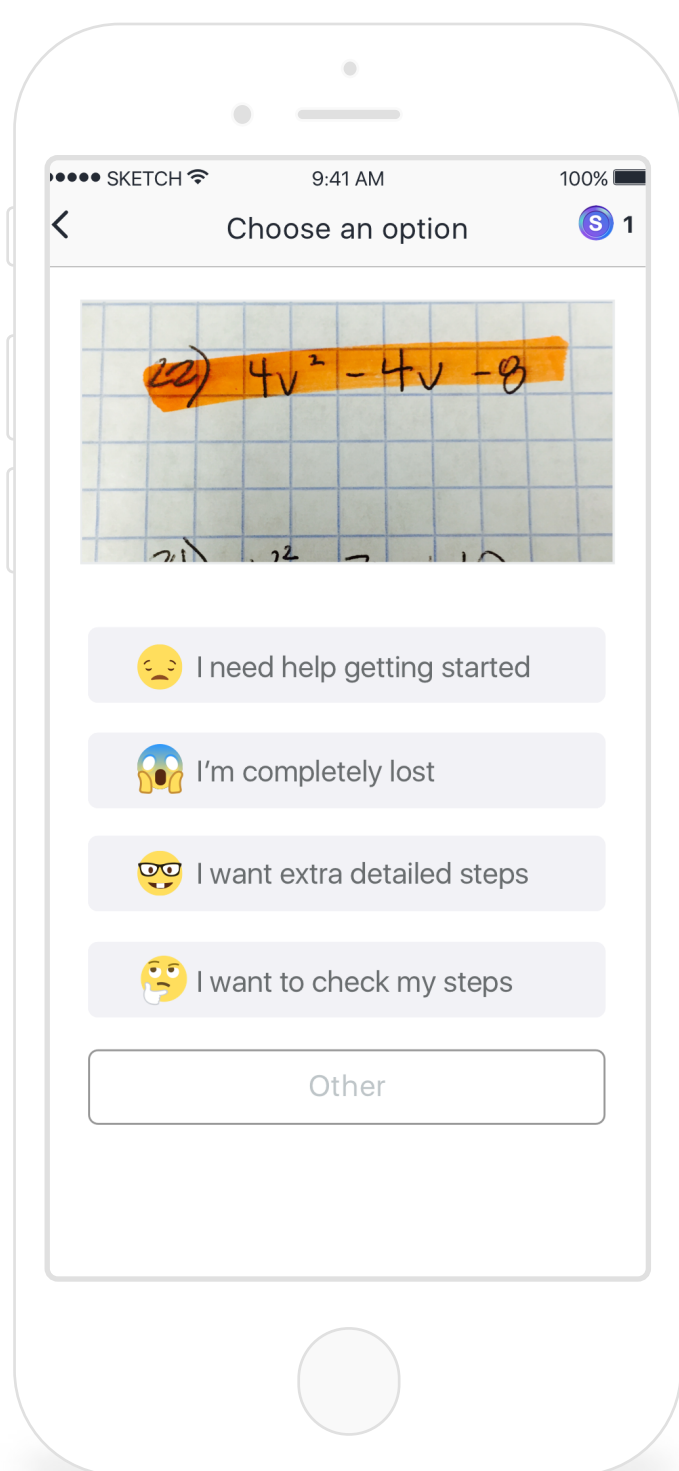
Get 24/7 live study help within seconds from a Tutor – anytime, anywhere. Help is available in the following STEM subject areas: Algebra, Chemistry, Physics, Calculus and more are being added all the time.

PhotoStudy is **FREE** to you as a member of **Educational Talent Search** (the cost is paid for by your TRiO program).

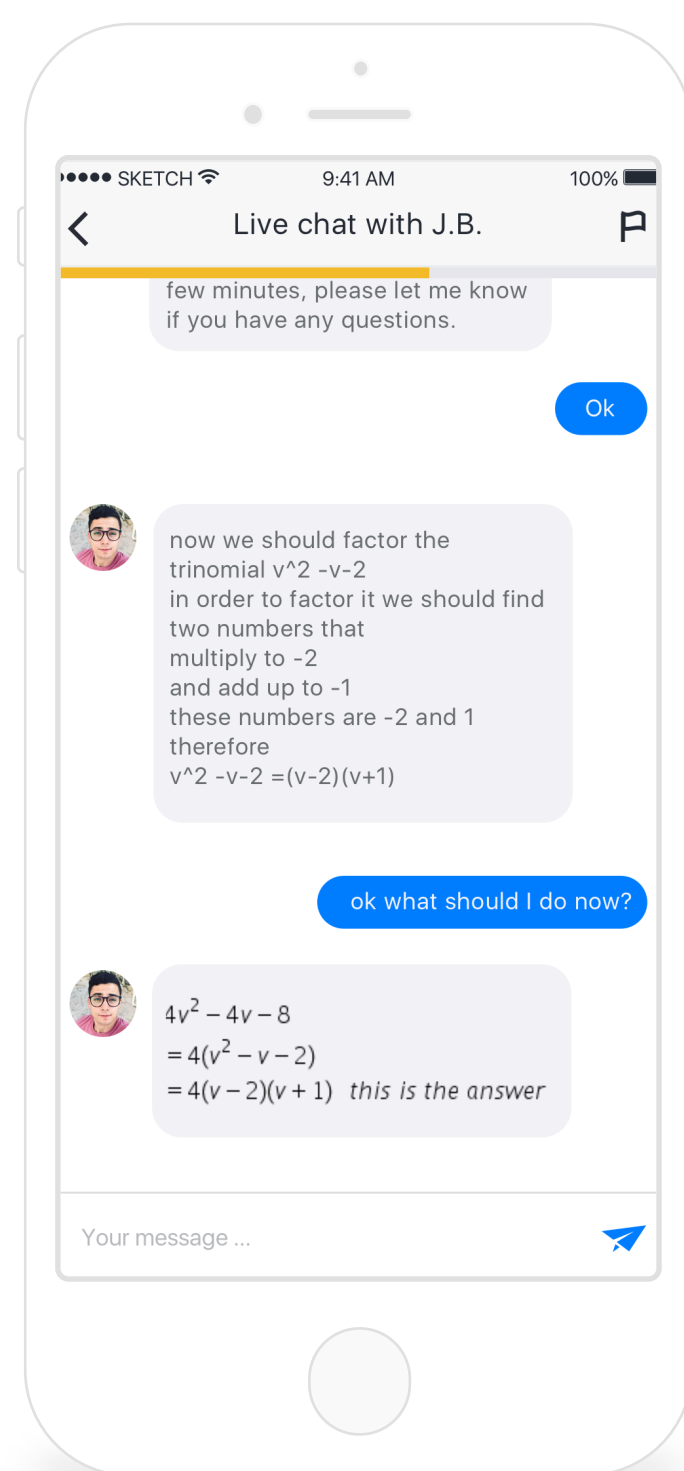
## It's as easy as 1...2...3!



Take a picture of the problem you need help with.



Instantly connect with a tutor in an interactive 10 minute chat.



Tutors help you solve the problem ASAP & answer any other questions.



## PhotoStudy

### How to access your FREE tutoring sessions:

1. Download "PhotoStudy" in the App Store
2. Select "PRESET ACCOUNT" to sign in
3. Enter your email address



# PhotoStudy

## Computer Sign Up Instructions

Great news! You can now access PhotoStudy Tutoring on both your mobile phone AND computer. Get instant tutoring help in Alegbra, Geometry, Chemistry and more — anywhere, anytime!

To access the PhotoStudy Tutoring computer version, please follow the sign up instructions below:

The screenshot shows a web browser window with the address bar displaying <https://web.gotitapp.co/>. The website has a dark blue header with the PhotoStudy logo and social media icons for Facebook, Twitter, and Google+. Below the header, there is a profile section for 'Megan' (College and Higher) with a circular profile picture. To the right of the profile is a light blue banner with the text 'Expert step-by-step explanations. Instantly connect with a live expert to get personalized study help.' and a 'SEE HOW' button. Below the profile picture is a purple button labeled 'ASK AN EXPERT'. On the left side, there is a sidebar with links for 'Store', 'Notifications', and 'What is Got It Study?'. The main content area has a text input field labeled 'Describe your problem' with the placeholder text 'Write a description of your problem here'. Below the input field, it says 'You need to write 40 characters or more' and '0/225'.

### How to access PhotoStudy Tutoring on your computer:

- 1 Visit the PhotoStudy app website on any computer (desktop, Chromebook, etc.)  
<https://web.gotitapp.co/>
- 2 On the sign up screen, select the **"PRESET ACCOUNT"** option
- 3 Enter the email address associated with your PhotoStudy app account  
[megan@california.edu](mailto:megan@california.edu)
- 4 Create your password (used on both the computer and mobile app)

\* If you have any trouble accessing your PhotoStudy account, please contact the [PhotoStudy support team](#).