

Lighthouses

Ask us about our Lighthouse Collectors Club!

Item Number	Description	Size (Inches)	Bisque
B-365	 <p>B-365 Lighthouse® 12" high x 10" wide</p>	12 Tall by 10 Wide	30.00
	Lighthouse		

B-3028



7 Tall

24.00

Lighthouse (Matches villages shown in the Christmas and Train Villages, Churches, & Buildings catalog)

J-2754



9.25 Tall by
5 Wide

17.50

Faith Inlet Lighthouse & Base (Note: We do NOT recommend every panel on the cupola being cutout)

J-2755



8.75 Tall by
4.5 Wide

16.00

Cape Hope Lighthouse & Base (Note: We do NOT recommend every panel on the cupola being cutout)

J-2756



8 Tall by 4
Wide

14.50

Peace Cove Lighthouse & Base (Note: We do NOT
recommend every panel on the cupola being cutout)

DH-1744



6 1/2 Tall

10.00

Lighthouse Lamp (Can also be done as a nightlight instead of a lamp!)

DH-1745




13 Tall

22.50

Old Cape Hatteras Light (Buxton, NC)

DH-1746



6 1/2 Tall

22.50

Cape Neddick "Nubble Light" Light (York, ME)

DH-1747



11 Tall

22.50

Key West Light (Key West, FL)

DH-1748



11 Tall

22.50

Ponce de León Inlet Lighthouse (Ponce Inlet, FL)

DH-1778



11 Tall

22.50

Erie Land Light "Old Presque Isle Light" (Erie, PA)

DH-1779



12 Tall

22.50

New Presque Isle Light (Presque Isle Township, MI)

DH-1780



11 Tall

22.50

Marblehead Light (Marblehead, OH)

DH-1781




11 Tall

22.50

Fort Niagara Light (Porter, NY)

DH-1818



DH 1818
Fort Gratiot
Lighthouse
9 1/2" x 11"

9 1/2 Wide
by 11 Tall

22.50

Fort Gratiot Lighthouse (Port Huron, MI)

DH-1819



6 1/4 Wide
by 11 Tall

22.50

Biloxi Light (Biloxi, MS)

DH-1820



5 Wide by
10 3/4 Tall

22.50

Boston Lighthouse (Little Brewster Island, MA)

DH-1821



10 High

22.50

Barnegat Light "Old Barney" (Barnegat Light, NJ)

DH-1848




3 by 11
1/2

22.50

New Cape Canaveral Light (Cape Canaveral, FL)

DH-1849



3 1/2 Wide
by 11 Tall

22.50

Bodie Island Light (Nags Head, NC)

DH-1850



3 Wide by
11 Tall

22.50

Split Rock Lighthouse (Beaver Bay, MN)

DH-1868



9 1/2 Wide
by 14 3/4
Tall

22.50

New Cape Hatteras Light (Buxton, NC)

DH-1869



7 1/2 High
by 8 Wide

22.50

Thomas Point Shoal Light (Annapolis, MD)

DH-1870



13 1/2
High by 11
Tall

30.00

Alcatraz Island Light (San Francisco, CA)

DH-1871



9 Long by
5 1/2 High

22.50

Heceta Head Light (Florence, OR)

DH-1872

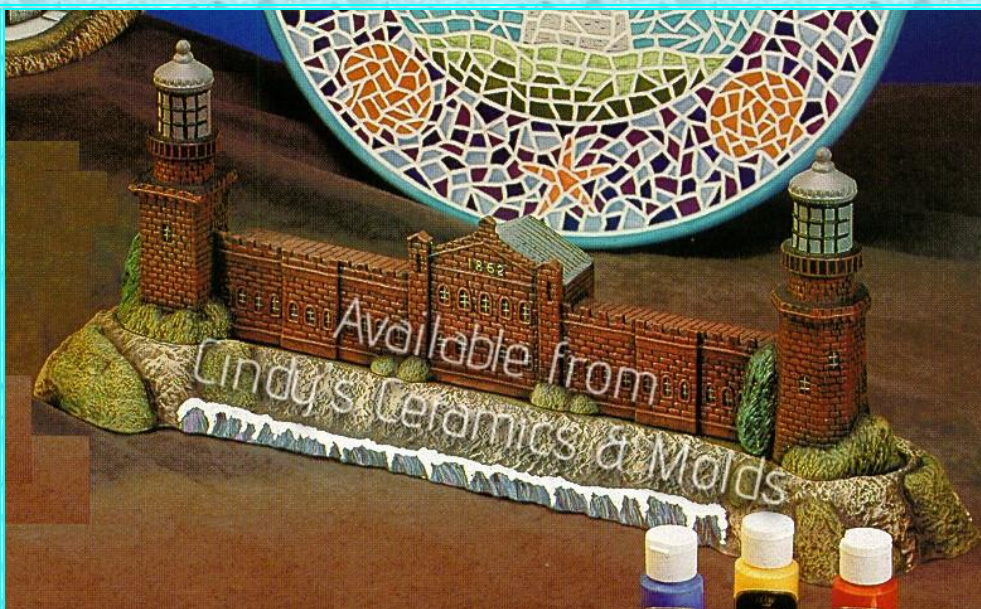


8 3/4 High
by 5 Wide

22.50

Seven Foot Knoll Light (Originally Patapsco River, MD;
Now Baltimore, MD)

DH-1896




9 Tall by
23 Long

42.50

Navesink Twin Lights (Highlands, NJ)

DH-1938



10 1/4
Long by 7
1/4 High

18.00

Lighthouse Birdhouse

DH-1956



9 1/2 by 6

27.50

Sturgeon Point Light (Haynes Township, MI)

DH-1957



11 by 13

32.50

Holland Harbor "Big Red" Light (Holland, MI)

DH-1958



9 1/2 by 6

22.50

Sandy Point Shoal Light (Skidmore, MD)

DH-1959



10 3/4 by
10

22.50

Ocracoke Light (Ocracoke, NC)

DH-1960



12 Tall by
7 Long

27.50

Assateague Light (Assateague Island, VA)

DH-1961



12 by 9
1/2

27.50

Bald Head "Old Baldy" Light (Bald Head Island, NC)

DH-1976



13 by 16

45.00

New & Old Cape Henry Lights (Virginia Beach, VA)

DH-1977



7 1/2 by 6
1/4

15.00

Sharps Island Light (St. Michaels, MD)

DH-1982




12 by 9

22.50

Cape Lookout Lighthouse (Cape Lookout, NC)

DH-1990




6 Square

5.70

Bodie Island Light Tile (Nags Head, NC)

DH-1991



6 Square

5.70

Cape Hatteras Light Tile (Buxton, NC)

DH-1992



6 Square

5.70

Bald Head Light Tile (Bald Head Island, NC)

DH-1993



6 Square

5.70

New & Old Cape Henry Lights Tile (Virginia Beach, VA)

DH-1994



6 Square

5.70

Cape Lookout Light Tile (Cape Lookout, NC)

DH-2279



11 High
by 6 1/2
Wide

20.00

New Point Comfort Light (New Point Comfort, VA)

DH-2280



11 High
by 12 Wide

35.00

Old Point Comfort Light (Hampton, VA)

DH-2281



9 $\frac{23}{100}$
by
6 $\frac{1}{2}$

20.00

Wolf Trap Light (Wolf Trap Shoal, VA)

DH-2304



12 $\frac{4}{5}$ by
8

20.00

Currituck Beach Light (Corolla, NC)

DH-2344



9 $\frac{1}{2}$ by
10

25.00

Peggys Cove "Peggys Point" Lighthouse (Peggy's Cove, NS)

DH-2345



12 1/2 by
7
1/2

25.00

Jupiter Inlet Light (Jupiter, FL)

DH-2346



9 1/2 by 7

25.00

Thimble Shoal Light (Hampton Roads, VA)

DH-2347



10 1/2 by
10

27.50

Cape Disappointment Light (Ilwaco, WA)

DH-2348



8: Lighthouse
9"
08

9 7/20 by
9

27.50

Coquille River "Bandon" Light (Bandon, OR)

DH-2349



11 by 6

37.50

Tillamook Rock "Terrible Tilly" Light (Tillamook Head, OR)

DH-2356



12 1/2 by
9
1/2

25.00

Umpqua River Light (Winchester Bay, OR)

DH-2370



33 Tall

66.00

Large Cape Hatteras Light (Buxton, NC)

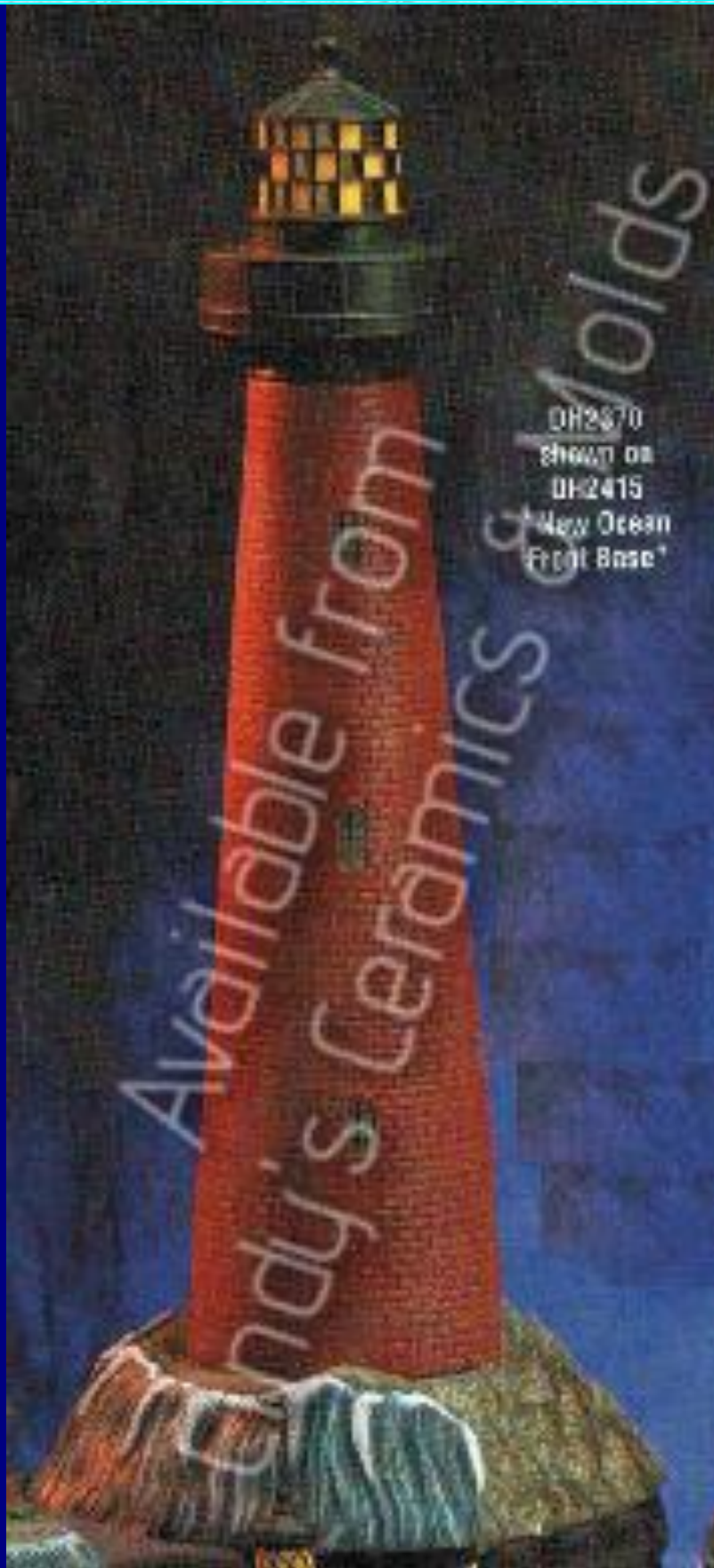
DH-2748



Solar Light Top for Large Lighthouses
(solar light not included)

12.00 (or
can be
substi-
tuted in
place of
tradition-
al cupola)

DH-2370,
2415



33
Tall by 13
1/2
Diameter

70.00

Large Lighthouse with Ocean Base

(Conversion of Light to Jupiter Inlet Light [Jupiter, FL] is possible for a slight upcharge)

DH-2409



10 1/2 by
7

20.00

Newport News Middle Ground Light (Newport News, VA)

DH-2410



4 Tall by
2.5 Wide

5.00

Miniature Cape Hatteras Lighthouse (Buxton, NC)
Perfect as an ornament or stand alone for your miniature collection!

DH-2416



11 1/2 by
6

20.00

Harbour Town Light (Hilton Head Island, SC)

DH-2423



8 1/2 by 9

27.50

Point Cabrillo Light (Caspar, CA)

DH-2431



9 1/2 by
14

27.50

Point Arena Light (Point Arena, CA)

DH-2445



12 by 11

30.00

Fire Island Lighthouse (Fire Island Inlet, NY)

DH-2466






8 by 5

16.50

Wright Brothers National Memorial & Light (Kill Devil Hills, NC)

DH-2520	 <p>A miniature model of the New London Ledge Light. It features a red and white lighthouse with a red lantern room, mounted on a grey base. The base is surrounded by blue and white waves. A small black plaque at the bottom reads "NEW LONDON LEDGE".</p>	11 by 9	30.00
DH-2558	<p>Miniature Montauk Point Light (Montauk Point, NY) Perfect as an ornament or stand alone for your miniature collection!</p>	4 Tall	5.00
DH-2572	 <p>A miniature model of the Cape May Light. It features a white lighthouse with a red lantern room, mounted on a rocky base. The base includes two small white houses with red roofs and a small plaque that reads "CAPE MAY".</p>	14 by 6	27.50

D-1861		6 1/4 Wide	7.20
	Jar Candle Base		
D-1874		14 High	21.60
	Large "Coastal Impressions" Candleholder		
D-1876	Small "Coastal Impressions" Candleholder	10 High	13.00
D-1877	Lighthouse Candlecup for D-1874, 1876 (shown above, right)	6 1/4 High	5.80
DM-1028		6 Tall	8.75
	Lighthouse		

K-3134



7.00

"The Lord is My Light" Lighthouse

KM-12



3 Tall

4.00 (set
of two)

Two Lighthouse Ornaments/ Magnets

NM-2343



4 Tall

4.20

Small Cape Hatteras Light (Buxton, NC)
Can be done as an ornament

NM-2344



4 Tall

4.20

Small Barnegat Light (Barnegat Light, NJ)
Can be done as an ornament

NM-2346



3.75 Tall

4.20

Small Portland Head Light (Cape Elizabeth, ME)
Can be done as an ornament

NM-2036/7



10.5 Wide

15.00

Ocean Base and Lightkeepers' House for Regular Size NM
Lighthouse Series

NM-2507




10 Tall

10.50

Cape Hatteras Lighthouse (Buxton, NC)
Base shown not Currently Available, will work with NM-2036
Base

S-2833




9.5 Tall

15.00

Cape Hatteras Light (Buxton, NC)

S-2834




6.5 Tall

15.00

North Head Light (Ilwaco, WA)

S-2835




7 Tall

15.00

Harbour Town Light (Hilton Head Island, SC)

S-2836




2836

8.5 Tall

15.00

Ponce de León Inlet Lighthouse (Ponce Inlet, FL)

S-2837




2837

6.5 Tall

15.00

Split Rock Lighthouse (Beaver Bay, MN)

S-2838



6 Tall

15.00

Chicago Harbor Light (Chicago, IL)

S-3707



6 Tall

15.00

Yaquina Bay Light (Newport, OR)

S-3709



3709
Cockspur Lighthouse
6.5" (16.51 cm.) H

Cockspur Island Light (Savannah, GA)

6.5 Tall

15.00

S-3710



3710
Biloxi Lighthouse
7.75" (19.69 cm.) H

Biloxi Light (Biloxi, MS)

7.75 Tall

15.00

S-3714



6.5 Tall

15.00

Holland Harbor "Big Red" Light (Holland, MI)

TT-74

Lighthouse Ornament/ Magnet

2.00

TT-197

Love Point (Maryland) Lighthouse Ornament/ Magnet

2.00

TBM-183D



7.5 Tall by
10 Wide

24.40

Boatyard Village Lightup (shown with TBM-184G)

TBM-184G	Scenic Front for all Nautical Scenes (shown in front of lighthouse and water in above picture)	3 Tall by 10 Wide	10.10
TBM-195F	 <p data-bbox="613 1297 722 1348">195F</p> <p data-bbox="464 1423 992 1459">Small Lightup Lighthouse Scene</p>	5.5 by 5	20.00

TM-527



8.5 Tall by 8
Wide

12.00

Lighthouse Rock/ Oil Lamp

VIP-1562




13 by 11.5
by 8

34.80

Large Lighthouse

VIP-1641



9 by 7 by 4.5

21.60

Small Lighthouse

VIP-1676




9.5 Tall by
11.5 Wide

17.00

Lighthouse Plaque

VIP-1738



9 Tall

12.40

Small Lighthouse Tower

HS-520



8 Long

8.00

Lighthouse Add-On (Can be used along or added to many plain pieces)

DH-1989



6 Square

5.70

Currituck Lighthouse Tile

DH-2411



4 High by 3
Wide

5.10

Small Bodie Island Lighthouse

DH-2412



4 High by
2.5 Wide

5.10

Small Cape Lookout Lighthouse

DH-2413




4 High by 3
Wide

5.10

Small Currituck Beach Lighthouse

DH-2414	 <p>Available from Cindy's Candles & Molds</p> <p>Small Ocracoke Lighthouse</p>	3.5 High by 2 Wide	5.10
DH-2555	Small Fenwick Island Lighthouse	4 Tall	5.10
DH-2556	Small Assateague Lighthouse	4 Tall	5.10
DH-2557	Small Thomas Point Lighthouse	4 Tall	5.10
DH-2559	Small Boston Lighthouse	4 Tall	5.10


G-965



18 Tall

100.00

Large Lawn Lighthouse



TBM-183K

13 by 10

30.00

183K, 184G, 199

Large Lighthouse Lightup (Base and Scenic Front sold Separately)

TBM-300

Base for 300 & 303 Scenes (shown below)

2.5 by 7

15.00



TBM-301D

11.5 by 7

27.50

Icy Lighthouse Lightup (shown finished two different ways atop TBM-300, sold separately)

