



The Power of Connection – April Speaker!

by Linda Nickells

Mother Nature provides the playground, and as adventurers and wanderers, we are given access to roam and to explore the world that she lends us.



As photographers, we have the ability to bring home these special places to share with our family and friends. By using social media to share our photos and stories, we extend that invitation to unmet friends. We open ourselves to opportunities and challenges to expand our comfort zones.

In this presentation, Linda Nickell takes you on her photographic journey. She invites us to locations both familiar and unknown, introducing us to the people that she’s met along the way. She talks about portfolio curation, special projects, and how she has been mentored and now serves as a mentor to others.


BIO:

Linda is an Austin, Texas-based photographer and the host of a weekly photography webinar, The Happiness Hour. She has been recognized by texashighways.com as one of the “Top 25 Travel Photographers to Follow on Instagram” and is the co-author, of “Composition: 15 Photography Tips to Creating Captivating Images.” Her images and articles have been published commercially and used in marketing campaigns. As an active user of Instagram, she curates multiple feature accounts to inspire and promote the work of other photographers.

You can connect with Linda at:
lindanickell.com

Youtube:
[@LindaNickellHappinessHour](https://www.youtube.com/@LindaNickellHappinessHour)

Instagram:
www.instagram.com/coznlinda





Austin American Statesman Capitol 10K

Race Photography Workshop

Sunday, April 7, 2024

Date: Sunday, April 7, 2024

Meet Time: 7:00 AM

Meet Location: Corner of E 12 th St and Trinity St. (About Mile 1).

See Course Map: <https://www.cap10k.com/wp-content/uploads/2023/08/2024-Statesman-Capitol-10K-Course-Map.pdf>

NOTE: Many streets are blocked along the racecourse. Therefore, to assure adequate access, you should approach the course from the EAST. (IH-35 side). Find a **legal** parking spot on the street or garage and walk to the meeting spot. Arrive early to get a parking spot. This may take some time.

This is a hands-on training workshop for race photography. No experience is necessary.

Equipment: D-SLR or Mirrorless Camera

Lots of battery and memory (you may shoot a thousand images)

Zoom Lens in the 70-200 mm range (or equivalent)

Monopod preferred, tripod as alternative

Stool- you will be photographing from a **sitting** position

Appropriate clothing and/or rain gear

We will photograph runners as they approach into the sun and make a left hand turn in front of us. This will provide the ideal lighting and running poses.

We will make images at high shutter speeds to stop the motion and at low shutter speeds to enhance motion, we will also learn to make images using a panning technique.



Total Solar Eclipse Workshop

Texas Hill Country

Monday, April 8, 2024

This will be an exciting and fun, **FREE** workshop featuring in one day excellent opportunities for sky features that occur very rarely. If the weather behaves, this will be one of the few times when everything comes into alignment. We will photograph the Total Solar Eclipse on Monday morning April 8, 2024, from a perfect alignment position near Inks Lake State Park.

All participants will meet as a group in Burnet, Texas for breakfast no later than 8:00AM.

Crazy Gal's Café • 414 Buchanan Dr, Burnet, TX7861

To be in position in time for the 12:17 PM start of the eclipse, we will depart together from our breakfast location. Once we arrive at our shooting location, we will have a camera, setup, and technique briefing.

The Eclipse begins at 12:17 PM, reaches totality at 1:37 PM and ends at 2:58 PM.

Every effort must be made to be set and ready to photograph by 11:30 AM.

After the eclipse is over, participants will have the opportunity as a group to photograph the famous hill country wildflowers along the county roads in Burnet County.

Dinner will follow for those who wish about 7:00 PM back at Burnet, TX.

Participants should bring:

- DSLR or Mirrorless camera
- Wide angle lens of 24 to 70 mm for landscapes,
- A macro lens for wildflowers
- Lens in the 200-300 mm range (or more) for the eclipse.
- An eclipse filter for the long lens*
- Sturdy Tripod
- Intervalometer
- Plenty of batteries for four -six hours of photography (for all equipment)

As always, I am available to answer any questions or address concerns at this email or 512-743-7009.

Many thanks for your participation,

Brian Loflin

This is a weather dependent workshop. Please check your email Sunday night to confirm the workshop will take place.

Welcome to the World of a Photographic Composite

by Brian Loflin

Com'·pos·it-- (n): a thing made up of several parts or elements.

In the world of digital photography, advance planning, arrangement of subject elements, and creative lighting may enable a photographer to assemble a photograph of multiple subject materials all in one shot. And that has been accomplished during the time of film as well. Doing so may be difficult, and/or time consuming at best.

Today, this challenge is made much easier and faster using computer processing and the combining of several, perhaps unrelated items, into a single frame. This is photographic compositing.

The photo of the Austin skyline is a composite of two images: One a time exposure of the Austin night skyline, another of the moon. The image appears to be possible given the right vantage point, lens focal length, moon angle, and timing. But this is a fake.



The art of selling the fake depends upon three very important things: the scale of the elements, the lighting direction, and the lighting color.

In the image of the woman and the “Welcome to Austin” sign could be real. The elements are easy enough to make in one shot given the correct lens, distance to the wall, the distance to the woman and the lighting. However, it too is a fake.

The thing that is important is the two elements are both photographed in sunny daylight and the angle of the lighting is not incorrect. A giveaway would be that the woman was in cool light and the sign in warm light.

Getting the elements together in Photoshop is not difficult. Understanding masking and layers is the real secret. The secret sauce is to find compatible images and practice.

The Club will have a workshop on compositing images just like these and more soon.

Look to your emails for time and location.



March Assignment Photo Entries – *Bridges*



Brian Loflin




Dennis Ellis




Mike Stys



Cheyenne Rohmann




Pete Holland



Jill McLain

March Assignment Photo Entries – *Bridges*




Barbara Hunley



Dennis Ellis



Therese Beck



Pete Holland



Therese Beck




Barbara Hunley

March Assignment Photo Entries – *Bridges*



Clarence Ranzau




Clarence Ranzau




Paul Munch



March General Photo Entries



Paul Munch



Cheyenne Rohmann

**Austin Shutterbug Club
Northwest Recreation Center**

Meeting Minutes for March 7, 2024

The meeting was called to order by Brian Loflin at 7:00 pm. There were 2 guests attending, one of whom joined tonight. Brian outlined upcoming calendar events:

- March 23** 10:00 am at the Yarbrough Library – Compositing In Photoshop workshop
- April 4** Speaker for the monthly meeting will be Linda Nickell, who hosts a webinar she created called ‘The Happiness Hour’
- April 7** Workshop on photographing runners in the Capitol 10K. Details are to come later. We will meet at a specific area southeast of the Capitol grounds at 7:00 am
- April 8** Breakfast in Burnet and then photographing the eclipse in Tow, Texas, where viewing will be ideal. Then perhaps photographing wildflowers.

Photos submitted by members were shown and discussed. The assignment was “Bridges”. The meeting was adjourned at approximately 8:07 pm.

*When words become unclear, I shall focus with
photographs. When images become inadequate, I shall be
content with silence.*

- Ansel Adams -



NEXT MEETING DATE!

Thursday, April 4, 2024

7:00pm

Northwest Recreation Center

2913 Northland Dr, Austin, TX 78757

Visitors welcome!

We are on Facebook!



Austin Shutterbug Competition – 2024

During the calendar year 2024, the Club will again hold bi-monthly image competitions. These will be scored during the meetings by a panel of judges. Points scored will go to an annual tally and, as such, will determine a pool of top scoring images* that will be submitted to an outside judge for annual awards. Annual Awards will include First, Second, and Third place in each of Assignment and General categories and Photographer of the Year. To be eligible for POY, any entrant must have submitted at least three top scoring entries in the Assignment category.

*Top scoring entries shall be those within the top 25 percent of scores of the annual submissions.

ASSIGNMENT CATEGORIES:

May

Ruins - A man-made structure or edifice in major disrepair or state of deterioration. Any process. Monochrome only.

August

Threes - An image composed of a collection of three elements or subjects. Any process. No composites. Color or monochrome.

September

The Eyes Have It! - An image emphasizing the eye or eyes of an animal, human or not. Any process. Color only.

November

Doors and Windows - An image where the primary subject is a door(s) and/or window(s) of a building or structure. Composition is the key. Any process. Color or monochrome.

