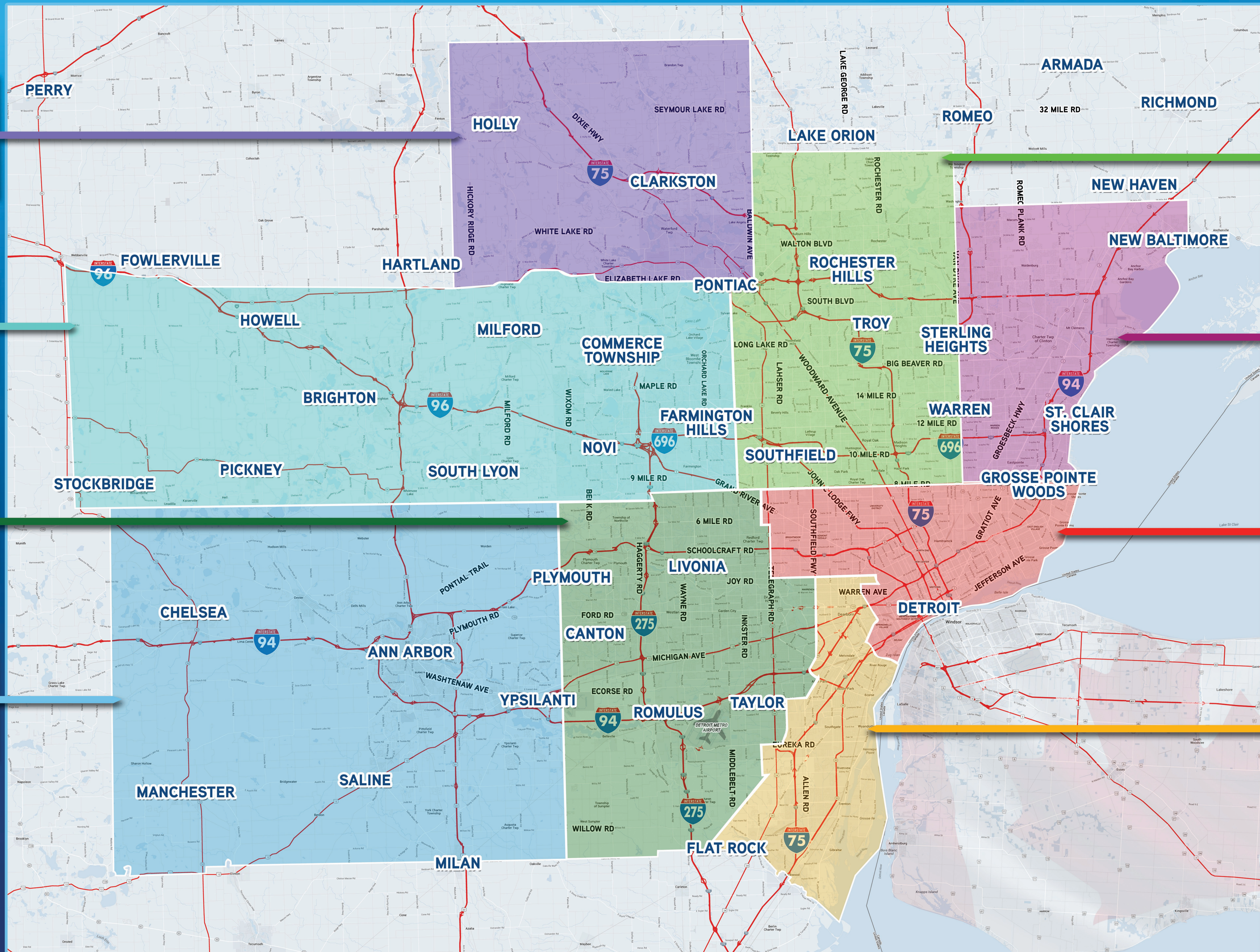


# DETROIT INDUSTRIAL MARKET MAP


## SUBMARKETS

- AIRPORT / I-275
- I-96 CORRIDOR
- DOWNRIVER
- I-75 / SOUTHFIELD
- DETROIT AREA
- OAKLAND COUNTY NW
- EAST AREA / MACOMB CO.
- WASHTENAW

QUARTER 4 2016



**OAKLAND COUNTY NW**

 1,415 BUILDINGS  
53,077,899 RBA  
2,470,374 SF  
4.7% VACANCY


**I-96 CORRIDOR**

 2,112 BUILDINGS  
56,432,077 RBA  
1,658,526 SF  
2.9% VACANCY

**AIRPORT / I-275**

 3,157 BUILDINGS  
125,338,237 RBA  
3,533,120 SF  
2.8% VACANCY


**WASHTENAW**

 877 BUILDINGS  
31,851,666 RBA  
1,143,556 SF  
3.6% VACANCY

**TOTALS:**

16,926 BUILDINGS  
567,957,932 RBA  
21,509,612 SF  
3.8% VACANCY

**I-75 CORRIDOR / SOUTHFIELD**

 2,653 BUILDINGS  
50,688,885 RBA  
1,463,785 SF  
2.8% VACANCY


**EAST AREA**

 4,133 BUILDINGS  
121,921,892 RBA  
2,383,872 SF  
2.0% VACANCY

**DETROIT AREA**

 1,878 BUILDINGS  
87,444,440 RBA  
7,230,795 SF  
8.3% VACANCY

**DOWNRIVER**

 701 BUILDINGS  
41,202,836 RBA  
1,625,584 SF  
3.9% VACANCY

2 CORPORATE DRIVE  
SOUTHFIELD, MICHIGAN  
PHONE: 248 540 1000