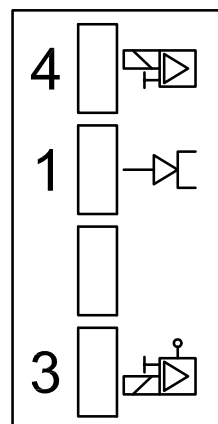


INTERNAL PILOT W/ ELECTRICAL SOLENOID

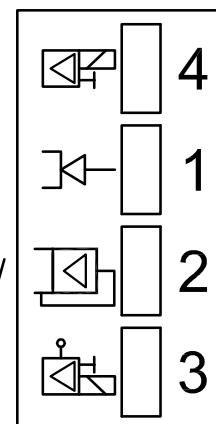
EXTERNAL PILOT ACTUATION

NOT USED ON 14 END

EXTERNAL PILOT W/ ELECTRICAL SOLENOID



WWW



INTERNAL PILOT W/ ELECTRICAL SOLENOID

EXTERNAL PILOT ACTUATION

DIFFERENTIAL RETURN OR SPRING RETURN

EXTERNAL PILOT W/ ELECTRICAL SOLENOID

CONTACT INTEGRATED AUTOMATION FOR ASSISTANCE AND/OR ORDERING INFORMATION.
 1.800.732.8704 WWW.INTEGRATEDAUTOMATION.US INFO@INTEGRATEDAUTOMATION.US

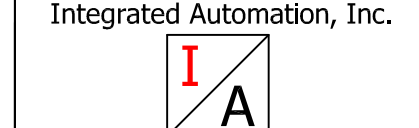
REVISIONS				
REV	BY	DESCRIPTION	DATE	APPROVED

Notes:

PART NUMBERS		
SIZE	DESCRIPTION	CLIMAX #
1	5/2 SPRING RETURN	CBE-3100
1	5/2 DIFFERENTIAL RETURN	CBE-3170
1	5/3 OPEN CENTER	CBE-3900
1	5/3 CLOSED CENTER	CBE-3940
2	5/2 SPRING RETURN	CBE-4100
2	5/2 DIFFERENTIAL RETURN	CBE-4170
2	5/3 OPEN CENTER	CBE-4900
2	5/3 CLOSED CENTER	CBE-4940
3	5/2 SPRING RETURN	CBE-5100
3	5/2 DIFFERENTIAL RETURN	CBE-5170
3	5/3 OPEN CENTER	CBE-5900
3	5/3 CLOSED CENTER	CBE-5940

CLIENT:
 INTEGRATED AUTOMATION, INC.
 132 KAY DR
 EASLEY, SC
 29640

This drawing and specifications are the property of
INTEGRATED AUTOMATION, INC.
 and shall not be reproduced or copied or used for the
 manufacture or sales of same or similar equipment without the
 written consent of



DRAWN BY
ww3
 CHECKED BY
ww3

ISO 5599/1 VALVES

**CLIMAX CBE MODEL LINE
 PILOT ARRANGEMENTS**

SIZE B	DATE: 10-24-2010	DWG NO. IA-102210	REV 0
SCALE NONE		SHEET 002	