

# Sustainable Coils

## Replacement coil solutions!

### Carrier/Bryant/ICP F-series Air Handler replacement coils

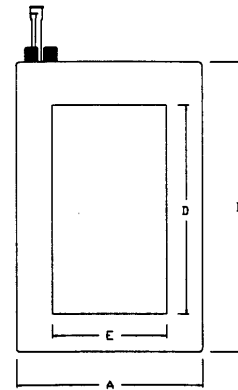

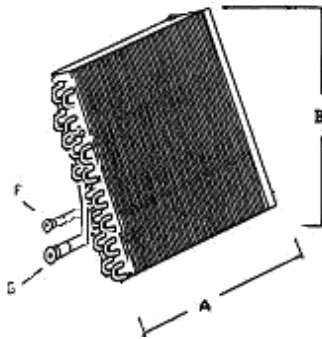
Revision Date: 7/17/17

Slope Model	Face Area	Rows	A	B	F	G
**218S18	2.23 sq ft	2	21"	18"	3/8	3/4
318S2430	2.23 sq ft	3	21"	18"	3/8	3/4
324S3036	2.97 sq ft	3	21"	24"	3/8	3/4
328S3642	3.46 sq ft	3	21"	28"	3/8	7/8

\*\* Denotes possible non stock item, please contact factory for availability

All slope coils have the following characteristics in common:

- Pre-punched brackets to accept coil support columns
- Pre-installed side block off baffles for proper fit
- Pre-installed coil top seal
- Line sets positioned to fit access panel location



A-coil pictured above for dimensional use only and does not accurately depict liquid and suction line location.

"A" MODEL	A	B	C	D	E	F	G	H
*314A2430	15 3/4	20 5/8	14 1/2	17 1/2	9 3/4	3/8	3/4	3/4
*318A4248	19 1/4	20 5/8	18 1/2	17 1/2	13 1/4	3/8	7/8	3/4
*324A4860	19 1/4	20 5/8	24 1/2	17 1/2	13 1/4	3/8	7/8	3/4
424A60+TXV	22 3/4	20 5/8	24 1/2	17 1/2	14 1/4	3/8	7/8	3/4

\*A-coil top baffle sized to accept horizontal top seal from replaced coil

- Metal pan coated for rust protection, drains match air handler access panel location
- Drain pan equipped with coil brackets for proper mounting
- All coils utilize UNIGUARD® by Luvata copper alloy tubing to block formicary corrosion
- All coils utilize aluminum end plates for rust reduction
- All coils maintain proper Internal Refrigerant Volumes for heat pump compatibility
- All suction and liquid lines placed to air handler access panel location
- Line sets pre-swaged, coils shipped with dry nitrogen holding charge
- 5 year replacement warranty

For printable line art and cross reference utilization chart PDF please visit our website at [www.SustainableCoils.com](http://www.SustainableCoils.com).