



EVERLAST CLIMBING™

A PLAYCORE Company



YEARS

1991 - 2016



Table of Contents

ABOUT EVERLAST CLIMBING 4
 CLIMBING WALL ANATOMY 5

CLIMBING

TRAVERSE WALLS

Standard™ Wall 6
 Magna® Wall 7
 Relief-Feature™ Wall 8
 Magna® Relief-Feature™ Wall 9
 Discovery™ Dry-Erase Wall 10
 Discovery™ Blackboard Wall 11
 Adaptive Traverse Wall® 12
 Superior Rock Wall™ 13
 Mural Wall™ 14
 WeeKidz® Traverse Wall 15
 Playground Walls 32

TOP ROPE WALL 16

COMBINATION WALL 18

INSTALLATION 19

MATS & MAT LOCKING SYSTEMS

Safety Mats 20
 Mat Locking System 21

GROPERZ HAND HOLDS

Traverse Wall Route-Setting Guide 22
 Hand Hold Anatomy 22
 Route-Setting Hand Holds 23
 Character Holds 24
 Alphabet & Number Holds 24
 Adaptive Hand Holds 24
 Critterz Hand Holds 24
 Ball Holder 24

ADD-ONS & ACCESSORIES

Traverse Wall Challenge Course 25
 Discovery Plates 26
 Overhang 26
 StartFIT Wall System 26

TEACHING TOOLS 27

TRAINING & INSPECTION

Traverse Wall & Top Rope Wall Training 28
 Inspection & Retraining 28

JUNGLE GYM

SAFARI® JUNGLE GYM ELEMENTS

Monkey Bars 29
 Wild Web 29
 Circle Steppers 29
 Swing Steppers 29
 Plank Walk 31
 Retractable Elements & Mat Locking System 31

OUTDOOR

PLAYGROUND WALLS 32

TEAM BUILDING

Team-Building Resources 34

EARLY CHILDHOOD

WeeKidz Balance Beams 35
 WeeKidz Challenge Course 35
 WeeKidz Traverse 15



TERMS & CONDITIONS

TERMS & CONDITIONS: Types of Payment Accepted: Visa, Mastercard, Discover, American Express, Electronic Check, Check, ACH and Cash. Payment in full to be made at the time of order. Terms may be granted to business organizations upon credit approval. Invoice discrepancies must be brought to our attention within 10 days. Past due accounts will be assessed a service charge of 1.5% per month or the maximum rate permitted by law, whichever is less. Discounts do not apply to past due accounts. Product is shipped via FedEx, UPS Ground Service or LTL Truck. All freight charges are paid by the buyer. Returns must be approved and will not be accepted without a Return Authorization number. Product must be in original condition. All returns are subject to a 15% restocking fee. Custom orders are not returnable or refundable. No exceptions will be made. We reserve the right to replace products with updated products at our discretion. Prices are subject to change without notice.

The product configuration and red color of the Red-Relief Line®, Traverse Wall®, Magna®, Mat-Locking® System, WeeKidz®, Safari® and StartFIT® are Registered Trademarks of Everlast Climbing™.

WARNING: Rock climbing indoors and outdoors is an inherently dangerous sport. The activity of climbing can lead to significant personal injury, disfigurement or death. Even though one may be climbing indoors, on an artificial wall, risks still exist. Artificial holds can spin, and on rare occasions break. Individual climbers and organizations have the sole responsibility for learning and using proper climbing technique and safety practices. The purchasers and users of our products accept full and complete responsibility for any and all damages or injury which may result from the use and/or misuse of any product purchased from Everlast Climbing.

Engaging, Inspiring and Enabling Physical Activity

**Climbing Walls • Youth Activity Packages • Indoor Jungle Gym • Training
Team Building • Fitness • Assessment • Activity Guides • Early Childhood Products**

Everlast Climbing was founded in 1991, with a focus on indoor rock climbing and hand holds. Shortly thereafter, we became motivated to focus exclusively on youth climbing after consistently hearing from educators and other youth-serving professional that climbing attracted participants who were not previously interested in physical activity. This inspired us to further expand our product line to focus on youth and to engage more children in physical activity. We are proud to have raised the standard for indoor youth climbing with our innovative and patented products.

In 2008, Everlast Climbing became a part of PlayCore®, the country's leading manufacturer of play and recreation solutions. This partnership has brought us where we are today with a dynamic line of climbing walls, and related equipment to inspire physical activity in more and more individuals.

OUR PRODUCTS

- With each product, we engage people of diverse ages, abilities and interests.
- Each piece is manufactured to the highest standards in safety, design and quality.
- We offer innovation with many products that are patented or patent pending.
- The tools provided help youth meet the Physical Activity Guidelines of America.
- Our products align with the National Standards and Grade-Level Outcomes for K–12 Physical Education.

OUR SUPPORT

- As a company, we consist of dedicated staff who provide excellent customer service to help you select the products best suited to your needs.
- We offer customized, on-site staff trainings to provide the knowledge and experience necessary to implement successful programs.
- Our packages include curricula and activity guides to maximize the benefits and usage of our products.

OUR PASSION

- We are compelled by the dramatic increase in overweight/obese youth and the corresponding risk for cancer, cardiovascular disease, type-2 diabetes and respiratory problems.
- We value and endorse regular physical education classes and recognize the positive correlation between fitness, academic achievement and emotional well-being.
- We proudly endorse the following organizations and initiatives:



WHAT IS A TRAVERSE CLIMBING WALL?

A **Traverse Wall®** is climbed horizontally, not vertically. Panels are 8' or 10' high and are available in varying lengths. The fun and challenge is making it from one side to the other, rather than to the top. Traverse Walls do not require ropes or harnesses and feature all-age inclusion.

Safety features:

- Red-Relief Line® to remind climbers of safe climbing zone
- Safety mats which provide a cushioned landing surface for climbers
- Mat Locking System® to secure the wall when it is not in use
- Rules and guidelines sign to instruct climbers of safe climbing practices



WHAT IS A TOP ROPE CLIMBING WALL?

A **Top Rope Wall** is a vertical climbing wall that requires a harness and safety rope that anchors at the top. This type of wall is typically 20' high and is best suited to adolescent and adult climbers since a partner (belayer) is responsible for the safety of the climber through management of the safety rope. Top Rope Climbing Walls provide vast opportunities for skill development, positive risk taking, team building and trust building. Special equipment and training are required and are included with purchase.


Safety features:

- Belay devices, rope, carabiners, harnesses and helmets
- Staff training to learn proper use of wall
- Safety mats to provide a cushioned landing surface for climbers
- Mat Locking System to secure the wall when it is not in use
- Rules and guidelines sign to instruct climbers of safe climbing practices

TRAVERSE WALL PACKAGE INCLUDES

Each 4' x 8' panel includes the Red-Relief Line®, 20 patented Groperz™ Route-Setting Hand Holds and 66 preset placement options (unless otherwise noted in the description). Please refer to the following icons to identify which features and add-ons come with each wall package:

KEY FEATURES — THEMED HOLDS & ADD-ONS — RESOURCES




Mat Locking System
see page 21



Red-Relief Line
see page 6



2" Standard Mat
see page 20




Groperz Hand Holds
see page 22



Adaptive Holds
see page 24



Ball Holders
see page 24



Groperz Critter Holds
see page 24



Sets of Educational Magnets
see page 7



Outlet Frames*
see page 7



Activity Guide



Traverse Wall Rules & Guidelines Sign



Self-Installation DVD*

*If Applicable

CLIMBING | STANDARD WALL™



STANDARD WALL

A Standard Wall features a granite-like look and feel. 8' high walls come with 20 hand holds and 66 preset placement options per panel. A 10' high version and a Fire Retardant upgrade are available. 10' walls come with 25 hand holds and 82 preset placement options.

STANDARD WALL PACKAGE INCLUDES:



PROTECTED BY U.S. PATENT
[EVERLASTCLIMBING.COM/PATENTS](https://everlastclimbing.com/patents)



MANY OF OUR WALLS COME WITH OUR SIGNATURE RED-RELIEF LINE, A HELPFUL REMINDER FOR CLIMBERS TO STAY WITHIN THE SAFE CLIMBING ZONE.

MAGNA® WALL | CLIMBING



MAGNA WALL

It's all in the name. Place, remove and arrange magnets while climbing for a truly interactive experience. Set routes, play games and lead cross-curricular activities.

8' high walls come with 20 hand holds and 66 preset placement options per panel. A 10' high version and a Fire Retardant upgrade are available. 10' walls come with 25 hand holds and 82 preset placement options per panel.

MAGNA WALL PACKAGE INCLUDES:



PROTECTED BY U.S. PATENT
EVERLASTCLIMBING.COM/PATENTS



CLIMBING | RELIEF-FEATURE™ WALL



RELIEF-FEATURE WALL

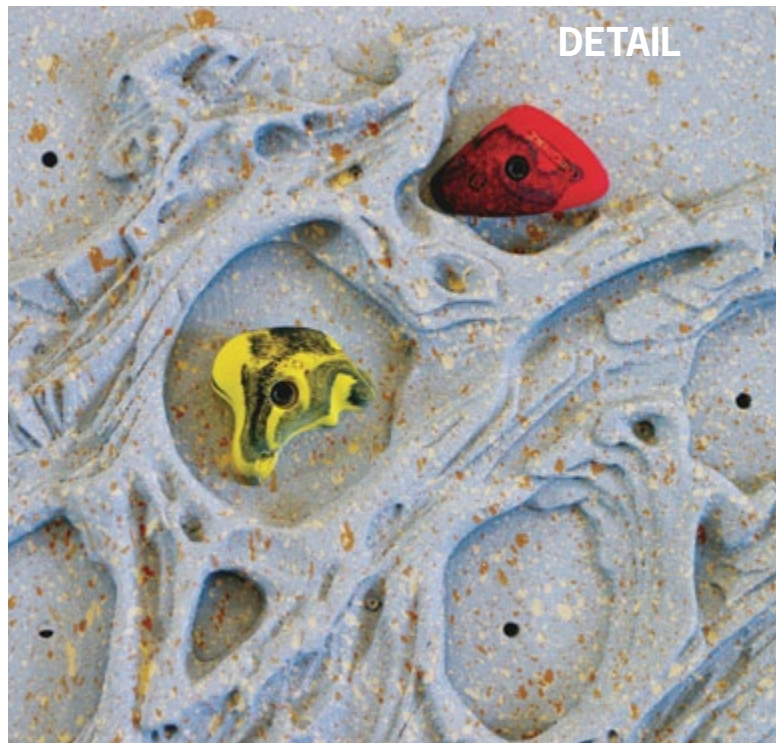
Rock-like features enhance the climbing experience and add visual appeal to this Traverse Wall panel. The surface is uniquely featured with a variety of fixed rock shapes that can be used along with the hand holds to traverse the wall. Test your skills by traversing the entire wall using only the unique rock features. 8' high walls come with 20 hand holds and 66 preset placement options per panel. A 10' high version and a Fire Retardant upgrade are available. 10' walls come with 25 hand holds and 82 preset placement options per panel.

RELIEF-FEATURE WALL PACKAGE INCLUDES:



“ Our students absolutely love the wall, they love the challenge and as a teacher I love to see them get out of their comfort zone. ”

CHRIS PYLES
Physical Education Teacher
Lewisburg School , Lewisburg, KY



MAGNA® RELIEF-FEATURE™ WALL | CLIMBING

MAGNA RELIEF-FEATURE WALL

The great look of our Relief-Feature panels is available with magnet-accepting capabilities. The rock-like features add climbing challenges and visual appeal, while the metallic properties enable the use of magnetic numbers and letters to engage climbers in a variety of fun and challenging cross-curricular activities. Place, remove and arrange magnets as you climb. 8' high walls come with 20 hand holds and 66 preset placement options per panel. A 10' high version and a Fire Retardant upgrade are available. 10' walls come with 25 hand holds and 82 preset placement options per panel.

MAGNA RELIEF-FEATURE WALL PACKAGE INCLUDES:



PROTECTED BY U.S. PATENT
EVERLASTCLIMBING.COM/PATENTS



DISCOVERY™ BLACKBOARD WALL | CLIMBING



DISCOVERY BLACKBOARD WALL

This climbing wall features blackboard panels that accept magnets. As children climb, they can solve math problems, write words or participate in cooperative games—using chalk or magnets! 8' high walls come with 20 hand holds and 66 preset placement options per panel. Each section is comprised of two 4' x 4' panels.

DISCOVERY BLACKBOARD WALL PACKAGE INCLUDES:



PROTECTED BY U.S. PATENT
EVERLASTCLIMBING.COM/PATENTS



CLIMBING | ADAPTIVE TRAVERSE WALL®

ADAPTIVE TRAVERSE WALL

The Adaptive Traverse Wall, with its companion activity guide, can help instructors effectively include youth with special needs in their climbing program. The smooth, dry-erase and magnet-accepting surface can be written on. The grab-bar style hand holds and ledge-style foot holds provide stability and extra support. The Adaptive Traverse Wall is ideal for adapted or inclusive physical education, occupational therapy and physical therapy and provides opportunities to develop balance, body awareness, muscle strength, motor planning and more. Additionally, climbing provides proprioceptive input to improve sensory integration.

The Adaptive Traverse Wall is also well suited for special education classes where learning and movement can be integrated and problem solving, visual attention and concentration can be improved. 8' high walls come with 23 hand holds, 2 foot holds and 66 preset placement options per panel.

ADAPTIVE WALL PACKAGE INCLUDES:



PROTECTED BY U.S. PATENT
EVERLASTCLIMBING.COM/PATENTS



“ We certainly witnessed the increase of self-confidence in children as they climbed across the climbing wall. They began intimidated and unsure and as they continued to climb across became more sure-footed and finished invigorated and confident; ready to tackle the wall again with untamed enthusiasm. ”

RAIKO MENDOZA
*Former Director of Business Development
National Lekotek Center*

WATCH OUR ADAPTIVE WALL IN ACTION AT: WWW.EVERLASTCLIMBING.COM

SUPERIOR ROCK WALL™ | CLIMBING



SUPERIOR ROCK WALL

These panels were molded from rocks along the North Shore of Lake Superior. They offer an aesthetic real-rock look and feel. Each 4' x 8' section is comprised of two 4' x 4' panels and comes with 20 Groperz Hand Holds and 50 preset placement options. Each panel exhibits unique color variations. A 10' high option is available and includes 25 holds and 70 preset placement options per section.

SUPERIOR ROCK WALL PACKAGE INCLUDES:



CLIMBING | MURAL WALL




MOUNTAIN SCENE


MOUNTAIN SCENE



JUNGLE SCENE



OCEAN SCENE




MURAL WALL

Our Mural Walls bring traverse climbing to a whole new level. Climb in the mountains surrounded by trees, wildflowers, animals and insects or climb into the ocean with turtles, fish and whales with our ready-to-install murals. You can also provide custom artwork and climb over mascots, logos or photography – the visual possibilities are endless! 8' high walls come with 20 preset hand holds per panel.

MURAL WALL PACKAGE INCLUDES:



MOUNTAIN SCENE EXTENSION



OUTER SPACE SCENE



CUSTOM



GET ONE OF OUR DESIGNS OR SEND US YOUR OWN ARTWORK & CREATE A CUSTOM MURAL WALL!

WEEKIDZ® TRAVERSE WALL | CLIMBING



WEEKIDZ TRAVERSE WALL

Our most popular Traverse Wall is available for preschool-age children. With its Magna surface, the WeeKidz Traverse Wall not only helps build gross motor skills, but enables children to work on fine motor skills to place, remove and arrange magnets as they climb. The wall features large child-friendly holds and provides unique opportunities to reinforce learning, like letter, number and shape recognition. It is 6' 10" high with hand holds placed up to 5'. Each panel includes 20 hand holds and 61 preset placement options per panel.

WEEKIDZ TRAVERSE WALL INCLUDES:



PROTECTED BY U.S. PATENT
EVERLASTCLIMBING.COM/PATENTS

CLIMBING | TOP ROPE WALL



TOP ROPE WALL | CLIMBING



TOP ROPE WALL

Are you looking for a more challenging climbing experience? Top Rope Walls offer climbers additional challenges and skill development beyond the Traverse Wall. Not only do Top Rope Walls build on climbers' positive risk-taking and advanced problem-solving skills, they also promote courage, communication and social skills.

Adolescent and adult climbers will thrive on the differentiated challenges featured on our Top Rope Climbing Walls. Vertical climbing facilitates the development of advanced climbing skills as well as opportunities for trust and team building.

Our Top Rope Walls can be customized to meet individual program needs and come equipped with mats, harnesses, carabiners, helmets, rope and belay devices. Also included is an On-site Top Rope In-service. This one-day, hands-on training provides the essential knowledge and skills required to create a rewarding climbing program.



CLIMBING | COMBINATION WALL



COMBINATION WALL

Combination Walls are the best of both climbing worlds. Part Traverse Wall and part Top Rope Wall, they're ideal for organizations whose participants span a wide age spectrum.

“

Another amazing benefit of climbing is the amount of teamwork that takes place on the wall. I've been inspired by the positive encouragement my students give each other, how they work together as a team to reach their goals, and how they pat each other on the back after they achieve together.

”

TIM MCCORD
Titusville ISD - Titusville, PA



INSTALLATION | CLIMBING

PROFESSIONAL INSTALLATION

Have your equipment professionally installed! Everlast Climbing offers factory installation of Traverse Walls, Top Rope Walls, and the Safari Jungle Gym. We send a team of professionally-trained installers to your site to ensure that the installation process is worry-free, efficient and completed to specifications developed by our Structural Engineer (if applicable). Our installation staff takes pride in its work and is covered by liability insurance. Additionally, each team member has cleared a comprehensive background check. All of our installations carry a one-year warranty.



“ Great install team. I am very pleased with their professionalism and their adaptive skills. ”

STEVEN BURGER
Liberty Elementary School - Barlett, IL

CLIMBING | SAFETY MATS

2-INCH STANDARD SAFETY MATS

Our 2" Standard Mats provide a comfortable landing surface for climbers. They are constructed of 2" polyethylene foam which is enclosed within an 18 oz. polyester-reinforced vinyl cover. Available in royal blue, red and six custom colors.

Unless noted, all vinyl is Fire Retardant and meets the NFPA-701 (National Fire Protection Association) and CSFM (California State Fire Marshal) standards. All mats exceed minimum performance requirements of ASTM F2440-04 Standard Specification for Indoor Wall/Feature Padding.




3-INCH PREMIUM SAFETY MATS

Our 3" Premium Safety Mats provide an extra inch of landing surface compared to our 2" Standard Mats. They are constructed of 3" polyethylene foam which is enclosed within an 18 oz. polyester-reinforced vinyl cover. Available in royal blue, red and six custom colors.

These industry-leading mats have been tested and meet ASTM Standard F1292-04 (with a critical height of 8' at an ambient temperature of 66°F).

CUSTOMIZE YOUR MAT LOCKING® SYSTEM

Upgrade with custom colored mats: green, navy, purple, gray, black and burgundy.



PROTECTED BY U.S. PATENT
EVERLASTCLIMBING.COM/PATENTS



MAT LOCKING® SYSTEM | CLIMBING

EASY STEPS TO LOCKING YOUR WALL

LIFT MAT • HANG LOOP • LOCK SLIDER



CORDLESS MAT LOCKING SYSTEM


Prevent the unauthorized use of your Traverse Wall with our patented Mat Locking System. This CORDLESS version is easy to use; simply hang the nylon webbing loops on the specially-designed holds, push up the red security latch and lock with a few turns of the security bolt. The mats use a hook and loop fastening system to affix to one another and attach to the base of the wall with nylon tabs. A “No Climbing” decal is printed on the outer side to serve as notice that the wall is closed. Installation is required.

UPGRADE WITH SIDELOCKS™

Add extra security to the Mat Locking System with our Sidelocks. This patented upgrade locks each end of your system and prevents someone from climbing in between the mats and the closed climbing wall. Loops on the side of each end mat attach to an additional Mat Locking Hand Hold for complete closure of your wall.

Note: Only available with purchase of a Mat Locking System.

PROTECTED BY U.S. PATENT
EVERLASTCLIMBING.COM/PATENTS



CLIMBING | GROPERZ™ HAND HOLDS

BEGINNER (A–D)

LARGE SIZES
= EASY

INTERMEDIATE (E–H)

VARYING SIZES
= LIGHT CHALLENGE

ADVANCED (I–L)

MEDIUM SIZES
= CHALLENGING

EXPERIENCED (M–P)

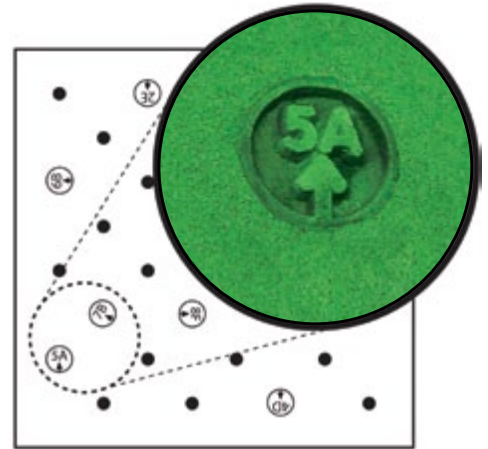
VARYING SIZES & SHAPES
= TECHNIQUE BUILDING

GROPERZ ROUTE-SETTING HAND HOLDS

Patented Groperz Hand Holds are included with most of our climbing walls. We have a variety of shapes to offer climbers including pockets, pinches, slopers, jugs, crimps and edges. These high-quality holds are known throughout the climbing industry for their superb design and durability.

- 16 different sets available
- Color-coded to simplify level type when setting routes
- Each hold embossed with identifiers to easily set routes
- Mounting hardware and 5/16" Allen wrench included in each order
- Colors and codes are part of route maps in Route-Setting Guide (not included)

PROTECTED BY U.S. PATENT
EVERLASTCLIMBING.COM/PATENTS



Note: Our Route-Setting Guide is not compatible with Relief Feature, Magna Relief Feature, Superior Rock, WeekKidz or Mural Walls.

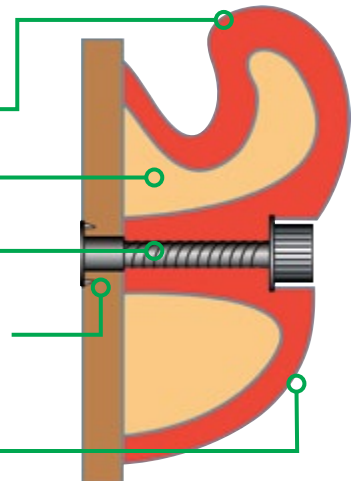


TRAVERSE WALL ROUTE-SETTING GUIDE

The Route-Setting Guide is the only guide of its kind in the industry. The guide is intended for use with our Groperz Route-Setting Hand Holds that are labeled with numbers, letters and arrows to assist instructors with the route-setting process. Instructors can set routes of varying difficulty using the maps illustrated in this guide.

ANATOMY OF A HAND HOLD

- Specially designed for children; tendon-friendly and easy to grip.
- Hybrid resin makes holds strong and durable.
- Standardized bolt length and type make mounting and remounting holds easy.
- Hand Holds are bolted into 5/8" mechanically-fastened preset placement options (T-nuts) that are attached to the climbing wall panels with screws. Most panels come with 66 T-nuts. These preset placement options allow for moving holds and adding additional hand holds.
- Special Round Relief Texture is designed for comfort.



GROPERZ™ HAND HOLDS | CLIMBING

GROPERZ ROUTE-SETTING HAND HOLDS (10 PER SET)

PROTECTED BY U.S. PATENT
EVERLASTCLIMBING.COM/PATENTS

SCALE 

BEGINNER



SET A



SET B



SET C



SET D

INTERMEDIATE



SET E



SET F



SET G



SET H

ADVANCED



SET I



SET J



SET K



SET L

EXPERIENCED



SET M



SET N



SET O



SET P

CLIMBING | SPECIALTY HAND HOLDS

GROPERZ CHARACTER HOLDS

Reinforce character education concepts with alphabet hand holds that spell out eight character traits. Mounting hardware included.

SET 1: **CARING, RESPONSIBILITY, HONESTY, RESPECT**

SET 2: **COURAGE, DILIGENCE, KINDNESS, TRUST**



GROPERZ ALPHABET & NUMBER HOLDS

Customize your climbing wall with your organization's name, team name, words to inspire climbers or numbers to label your panels. Available in blue or red. Choose from bolt-on, which attach with preset placement options, or easy mount, which attach with wood screws. Mounting hardware included.



NOTE: Available in every letter of the alphabet and numbers 1 through 10.

GROPERZ CRITTERZ™ HAND HOLDS (10/SET)

Climbers will enjoy reaching for a turtle, dragonfly and other "critterz" when you add Groperz Critterz to your wall. Their bright yellow color attracts the eye and the fun shapes add variety to each panel. Available in yellow.



ADAPTIVE HAND HOLDS

Our specially-designed Adaptive Hand and Foot Holds provide the stability and extra support some participants need to be successful on a climbing wall. Hand holds feature a comfortable grab bar that allows for a secure grip. Hand holds can be mounted vertically, horizontally or at an angle for versatility. The Adaptive Foot Holds provide 5" deep ledges that help climbers maintain balance and lessen fatigue. They are available in two lengths.

Adaptive Hand and Foot Holds increase climbing wall accessibility for people with a variety of disabilities or mobility needs and can be mounted on most of our climbing wall panel styles.

Holds are sold in sets of one large red foot hold, one small blue foot hold and four hand holds. Mounting hardware included.

Note: Adaptive Hand Holds are only for use with certain Everlast Climbing Walls.



YELLOW/BLUE HAND HOLD
11" X 17"




SMALL BLUE FOOT HOLD
19" X 5"



LARGE RED FOOT HOLD
31" X 5"

BALL HOLDER

This unique hand hold was specifically designed to hold a ball during activities and initiative games and can also be used as a hand hold. Sold with five activities and mounting hardware.





TRAVERSE WALL CHALLENGE COURSE

Our patented Traverse Wall Challenge Course offers exciting opportunities for individual and team challenges. Three sizes of foam “noodles” fit into specially-designed Groperz Hand Holds to form loops, lines and starburst obstacles for children to climb over, under, around and through. You can even place balls on your Challenge Course! Set includes: six Small Single-Noodle Holds, six Large Quintuple-Noodle Holds, six 72-inch Noodles, ten 18-inch Noodles, fourteen 12-inch Noodles, five Activity Balls, mounting hardware, 5/16” Allen wrench and five sample wall activities.

PROTECTED BY U.S. PATENT
EVERLASTCLIMBING.COM/PATENTS

CLIMBING | ADD-ONS & ACCESSORIES



DISCOVERY™ PLATES

Facilitate cross-curricular activities and games with these magnetic dry-erase plates. Instructors and participants can write on them with dry-erase markers or place magnets on them. They fit easily between the hand holds and your climbing wall. Each set of ten plates includes dry-erase markers, five activities, and one set each of word, letter and math magnets.

PROTECTED BY U.S. PATENT
EVERLASTCLIMBING.COM/PATENTS



OVERHANG

Increase the challenge of your Traverse Wall with an Overhang. An Overhang can be added adjacent to your existing wall or if you are in the process of purchasing a new wall, consider adding this desirable challenge. Available in Standard, Magna, Magna Relief-Feature and Relief-Feature surfaces. Typically built at 10° to 12° angles.



STARTFIT® SYSTEM

Our StartFIT System is an innovative product designed to increase the fitness-enhancing capabilities of your existing climbing wall. The StartFIT System attaches to your existing climbing wall and creates up to 11 fitness stations. The product package includes resistance tubes of varying length and strength, our detailed StartFIT Guide, individual instruction cards for each exercise station and specially-designed StartFIT Anchors to “host” each station. Available in full and small sets.



PROTECTED BY U.S. PATENT
EVERLASTCLIMBING.COM/PATENTS

TEACHING TOOLS | CLIMBING



WE ARE PROUD TO OFFER THE MOST COMPREHENSIVE SET OF EDUCATIONAL CLIMBING MATERIALS AVAILABLE.

CLIMBING THE WALLS™

This comprehensive guide includes everything you need to develop a fun, safe and rewarding climbing wall program. *Climbing the Walls* features 47 creative wall activities including introductory, cross-curricular and challenge activities. The appendix includes safety and maintenance information and other valuable resources.

TRAVERSE WALL ASSESSMENT PACKAGE

An inspiring way to collect, document and celebrate climbers' efforts and progress during the climbing wall session. Using goal-setting, journaling, rubrics, observations, self-assessment and more, you will be able to comprehensively and objectively assess participants' physical climbing skills, as well as social, emotional and cognitive progress.

CHOOSE WELL, BE WELL™

Promote awareness of proper nutrition and exercise through climbing activities. Children will learn the key components of the MyPlate food guidelines and develop an understanding of the importance of adopting healthy exercise and nutrition habits. Includes a full-color MyPlate activity board (23" x 35") with a dry-erase and magnet-accepting surface; a set of 30 food magnets; a detailed activity guide divided by grade level (1st–8th) and hardware.

Note: For use on magnet-accepting walls or with Discovery™ Plates.

CLIMBING FOR CHARACTER™

Link character education with the world of climbing! This unique guide supports the development of eight key character traits: Honesty, Courage, Diligence, Responsibility, Kindness and Caring, Respect, Trustworthiness and Service to Others. *Climbing for Character* contains introductory and background information on character education and cross-curricular lesson plans linking climbing and character traits for children in primary, middle and upper grades.

CLIMB ACROSS AMERICA™

Learn the locations of states and capitals and unscramble facts about our great nation all while enhancing physical fitness levels. The 23" x 25" Climb Across America activity board features a colorful dry-erase and magnet-accepting map of the United States. The package also includes names and capital magnets, an activity guide and hardware.

Note: For use on magnet-accepting walls or with Discovery Plates.



CLIMBING | TRAINING & INSPECTION

TRAVERSE WALL & TOP ROPE WALL TRAINING

Everlast Climbing provides personalized, on-site training for your staff. Our comprehensive, one-day training on Traverse Walls or Top Rope Walls are designed to provide staff with the knowledge and skills necessary to confidently teach a climbing wall unit at their facility and to inspire the adoption of indoor climbing as an additional lifetime fitness activity. The hands-on trainings are facilitated by an experienced educator and include:

- Introduction to climbing and how to include climbing in your program
- Climbing vocabulary, techniques, procedures and equipment
- Climbing activities and assessment
- Opportunities to practice climbing
- Belay technique and practice (for Top Rope Walls)
- Safety and risk management protocols
- Climbing wall and equipment maintenance

Team Building and StartFIT® Fitness Trainings are also available.

Note: A Top Rope Wall Training is included with purchase of a Top Rope Climbing Wall.

INSPECTION & RETRAINING

This valuable service includes an inspection of your climbing wall with an examination of the surface features (panels, hand holds and belay anchors), as well as a review of your current risk management practices and procedures. You will receive a report of the inspection outcomes including recommendations for remediation, if applicable. Additionally, this service includes a half-day climbing wall refresher training course hosted by an educator on our staff. You may also opt for a more in-depth one-day training for staff not previously trained.

Note: This opportunity is offered only on Everlast Climbing walls.



“

We just completed a 2-day training and quite frankly it was one of the best trainings that I've ever had the pleasure to have been involved with. I've been doing this 27 years. He was so organized and took a very diverse group of people and got us through this stuff. Absolutely tremendous job on his part. He did fantastic.

”

GREGG RAFFERTY
Red Hook Central School District - Red Hook, NY

SAFARI® | JUNGLE GYM



SAFARI JUNGLE GYM

The Safari Jungle Gym is a dynamic line of indoor adventure elements that introduce age-appropriate challenge, fun and fitness to your facility. Similar to some low-ropes course elements, the Safari Jungle Gym mounts to your facility wall and is great for physical education classes, after-school programs, camps, recreation centers and inclement weather situations. The pieces challenge a wide range of fitness levels and stow and lock to prevent unauthorized use.

Elements can be bought individually or in packages with a Mat Locking System. All elements include mounting brackets, hardware, closing tool, installation instructions, safety signage and an activity guide. Elements must be mounted to concrete blocks or poured concrete walls.

MONKEY BARS

We brought this classic play element indoors. The Safari Monkey Bars develop upper body strength and coordination. Use them to bridge space between climbing wall sections, over a doorway, above a climbing wall or on their own. Made of durable, powder-coated steel.

WILD WEB

Engage every muscle of the body to make it across the Safari Wild Web! This sturdy cargo net climber combines problem solving, fun and fitness.

CIRCLE STEPPERS

Thoughtful movement and great balance are required on the Safari Circle Steppers. Travel across all five hanging discs of this low-ropes element on feet or knees.

SWING STEPPERS

Get into the swing of it with Safari Swing Steppers. Children are required to move across a set of five swinging steps for a fun balancing challenge.



SAFARI MONKEY BARS

WATCH SAFARI JUNGLE GYM IN ACTION AT: WWW.EVERLASTCLIMBING.COM

JUNGLE GYM | SAFARI®



SAFARI WILD WEB



SAFARI SWING STEPPERS



SAFARI CIRCLE STEPPERS

EASY STEPS TO LOCKING SAFARI ELEMENTS


1



2



3



SAFARI PLANK WALK



PLANK WALK

Cross the Safari Plank Walk using the hanging guide ropes. It's fun and develops upper body and core strength, balance and coordination.

RETRACTABLE ELEMENTS & MAT LOCKING SYSTEM

Safari's retractable mounting brackets and Mat Locking System help prevent unauthorized use of elements. Simply push elements against the wall using the included tool and then push mats against the wall. Hang the nylon webbing loops onto the specially-designed holders, push up the red security latch and lock with a few turns of the security bolt. The mats fasten to one another and attach to the base of the wall. A "No Climbing" decal is printed on the outer side of the mats to serve as notice that Safari is closed.

Note: Circle Steppers are easily removed and stored separately prior to locking mats.

OUTDOOR | PLAYGROUND WALL



PLAYGROUND WALL | OUTDOOR



PLAYGROUND WALL

Climb the walls, even outside! Our freestanding Playground Wall allows for climbing on both sides, making it perfect for playgrounds, schoolyards or backyards. It is available in two panel styles, clear and color. Waterproof, durable and easy to clean, each panel comes with 20 Groperz Hand Holds per side and zinc-plated bolts. Panels are mounted to blue powder-coated steel posts. Walls are 12' long; make them longer with additional panel purchases. Available in two heights: 6' (for children ages 3 - 12) and 8' (for children ages 5 - 12). Required safety landing surface not included.

PROTECTED BY U.S. PATENT
EVERLASTCLIMBING.COM/PATENTS

WATCH THE VIDEOS AT: EVERLASTCLIMBING.COM



TEAM BUILDING | TEAM BUILDING RESOURCES

TEAM BUILDING RESOURCES

Team building resources are a great complement to any climbing program. They're fun and foster cooperation, communication, problem solving and more. We offer our version of classic team challenges, along with some innovative, new challenges.



ALL ABOARD™

The group will learn to work together as they move from platform to platform, relying on communication, problem solving and cooperation skills. Solid wood platforms nest together for easy storage and the bases are designed to protect floors. Includes three platforms (26" x 26", 20" x 20" and 14" x 14") and activity guide.



MEMORY MAZE™

Visual memory, cooperation, concentration and problem solving are required in this team challenge. The group must work together to uncover the invisible path. Square by square, they move through the grid from start to finish, starting over each time an incorrect square is used. Set includes Memory Maze grid, card set with illustrated paths and activity guide.



TOXIC WASTE TRANSFER

Using only handles of the ropes attached to the transport basket, ten people work together to move and dump the toxic waste into the neutralizing container. Set includes transport basket with 10 detachable ropes, "toxic waste" (16 balls), "neutralizing container" (basket) and activity guide.

MORE TEAM BUILDING RESOURCES ONLINE! Visit our website to see other team-building activities: Marble Maze™, Bridge Connection™, Meteorite Mission™, Human Ladder, Spider's Web, Porthole Escape™, Don't Lose Your Marbles™, Sinking Raft™ and Dinosaur Egg Transfer™.

WEEKIDZ CHALLENGE COURSE

Run, hop, crawl, jump and wiggle your way through a variety of fun obstacles on the WeeKidz Challenge Course. From hurdles to agility ladders and arches, the many parts and pieces make the possibilities endless. You can even create courses for use with scooters. WeeKidz Challenge Course set includes: 20 red bases, 10 long noodles, 8 medium noodles, 11 small noodles, 3 balance beams, 6 rings, 50 - 4" connectors, 6 L-connectors, 5 T-connectors, 6 curved rubber directional arrows, 4 straight rubber directional arrows and activity guide.



WARNING: CHOKING HAZARD

This product contains small parts. Not for children under 3 years.



WEEKIDZ PUZZLE BEAMS

Develop the body and mind with balance beams that link together with unique puzzle connectors. Children will call upon their creativity and have a blast designing a variety of interesting shapes to walk across. The beams offer children the opportunity to develop balance and coordination, while the puzzle feature helps children solve problems and develop persistence, hand-eye coordination, reasoning and fine motor skills.

Activity guide included.



WEEKIDZ BALANCE BEAMS

Our lightweight beams offer a fun, balancing challenge with numbers, letters and shapes. Designed with young children in mind, our beams are constructed of 3-inch foam enclosed in an 18 oz. vinyl shell. Each beam has Velcro® on its end to easily attach multiple beams.

Each beam is 72"L x 4"W x 3"H. Beams are available in Alphabet, Food Groups, Numbers, Shapes, French Numbers, Spanish Numbers and Chinese Numbers.

Activity guide included.

WATCH THE VIDEOS AT: EVERLASTCLIMBING.COM



**EVERLAST
CLIMBING™**

A PLAYCORE Company

1335 Mendota Heights Road
Mendota Heights, MN 55120

651.665.9131 | 800.476.7366
WWW.EVERLASTCLIMBING.COM



MURAL WALL
SEE PAGE 14