

# Township Trustees of Schools

TOWNSHIP 38 NORTH, RANGE 12 EAST

www.lyonstto.net

BOARD OF SCHOOL TRUSTEES  
Michael S. Thiessen, President  
Shakana L. Kirksey-Miller, Trustee  
Jessica A. Doherty, Trustee

6438 Joliet Road, Unit 103  
Countryside, IL 60525  
Phone 708-352-4480  
Fax 708-888-5651

## NOTICE

### **NOTICE OF A SPECIAL MEETING OF THE BOARD OF TRUSTEES OF THE LYONS TOWNSHIP SCHOOL TREASURER'S OFFICE**

**November 15, 2022 – 6:00 P.M.**

The Board of Township Trustees of Schools, Range 38 North, Range 12 East, Illinois (Lyons Township) have called a meeting on November 15, 2022, at 6:00 P.M., at the Lyons Township School Treasurer's Office, 6438 Joliet Road, Unit 103, Countryside, IL 60525.

## AGENDA

1. **Call to Order & Roll Call**
2. **Pledge of Allegiance**
3. **Public Comments**
4. **CIBC Wealth Management Investment Presentation**
5. **Quarterly Investment Report – June 30, 2022 (AMORTIZATION RESTATEMENT)**
6. **Quarterly Investment Report – September 30, 2022**
7. **Review/Approval of Minutes**  
Board of School Trustees review and approval of the Lyons Township School Treasurer's minutes of:
  - October 18, 2022 – TTO Open Meeting
  - October 18, 2022 – TTO Closed Meeting
8. **Treasurer's Report**
9. **Review the Lyons Township Treasurer's Financial Reports**  
Board of School Trustees discussion and review of the Lyons Township School Treasurer's financial statements for the following months as presented.
  - October 2022

**10. Review/Approval of Payables List**

Board of School Trustees approval and ratification for the payment of expenses is requested for the Lyons Township School Treasurer's payables in the amount of

- November 15, 2022 - \$ 16,076.27
  - **Total \$ 16,076.27**

**11. Review/Approval of Review School Districts Official Records**

Board of School Trustees discussion and review of the Lyons Township Schools and Coop's financial records for:

- September 2022

**NEW BUSINESS:**

**12. Approval of Surety Bond in the amount of \$4,265,000.00 on behalf of Argo Community High School District 217**

**13. Review/Approval of Imagetec Lease & Service Agreement (11/2022 – 11/2025)**

**14. Review/Approval of Insurance Coverage (12/01/2022 – 11/30/2023)**

**15. Intergovernmental Agreement – Village of Bridgeview (Investment Services)**

**OLD BUSINESS:**

**16. Pro-Rata Receivables - FY2021**

**17. Cook County Property Tax Collection Delay – FY2023**

- Cook County Tax Distribution Forecast
- Cook County Property Tax Bridge Fund
- LTTO Warrant Purchase Agreement

**18. Motion to suspend the Board Meeting for the purpose of entering Closed Session**

- *Illinois Open Meetings Act, (5 ILCS 120/2 (c)(1)*, "Discussion on the appointment, employment, compensation, discipline, performance or dismissal of specific employees of the public body."
- *Illinois Open Meetings Act, (5 ILCS 120/2 (c)(11)*, "Litigation, when an action against, affecting or on behalf of the particular public body has been filed and is pending before a court or administrative tribunal, or when the public body finds that an action is probable or imminent, in which case the basis for the finding shall be recorded and entered into the minutes of the closed meeting."

19. **Motion to reconvene the Board Meeting of the Board of Trustees**
20. **Action as a result of Closed Session**
21. **Adjournment**

Call to Order

# Pledge of Allegiance

# Public Comments

# CIBC Wealth Management Investment Presentation

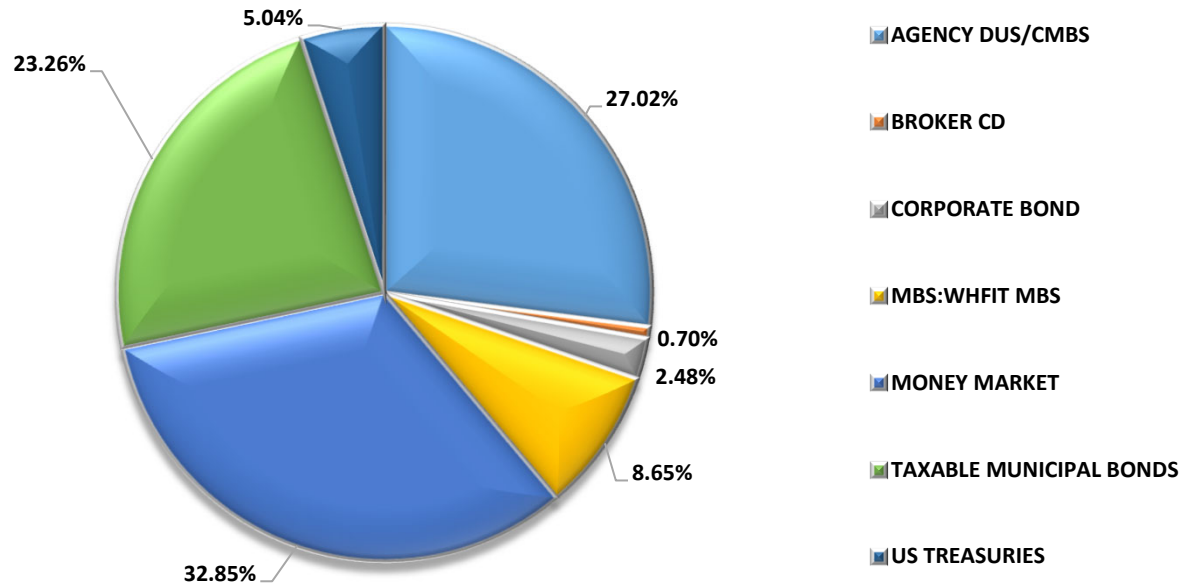
Quarterly Investment Report  
June 30, 2022  
*(AMORTIZATION RESTATEMENT)*



**Lyons Township Trustees of Schools**  
**Total Investment Portfolio**  
**6/30/2022 (AMORTIZATION RESTATEMENT)**

Investment Type	Cost Basis	Market Value	% of Portfolio
AGENCY DUS/CMBS	57,900,216	55,274,461	27.02%
BROKER CD	1,500,000	1,499,831	0.70%
CORPORATE BOND	5,313,479	5,110,483	2.48%
MBS:WHFIT MBS	18,528,074	17,837,541	8.65%
MONEY MARKET	70,400,882	70,403,472	32.85%
TAXABLE MUNICIPAL BONDS	49,850,673	48,951,070	23.26%
US TREASURIES	10,800,060	9,744,353	5.04%
Grand Total	214,293,384	208,821,212	100.00%

**Total Investment by Type**



**Long Term Portfolio Metric:**

**Estimate Annualized Rate of Return (Since Inception current advisors; 7/1/14)**  
**Gross of Fees**  
 1.523%

**vs. BOA ML 1-10 Treasury & Agency Index**  
**Gross of Fees**  
 1.147%

**TTO % over Index:** 32.70%

**Lyons Township Trustees of Schools**  
**Investment Portfolio**  
**Asset Listing**  
**6/30/2022 (AMORTIZATION RESTATEMENT)**

Custody	Investment Description	Maturity Date	Investment Type	Cusip/ Description	Cost Basis *
Byline Bank	Public Funds Emerald MMA Var %	N/A	MONEY MARKET	Byline Bank MMA	3,563,215.13
CIBC Trust	051411RQ1 AUGUSTA ME TX PNS 3.13% 10/1/22	10/1/2022	TAXABLE MUNICIPAL BONDS	051411RQ1	490,000.00
CIBC Trust	052414RU5 AUSTIN TX ELEC 2.937% 11/15/28	11/15/2028	TAXABLE MUNICIPAL BONDS	052414RU5	518,435.00
CIBC Trust	052414RV3 AUSTIN TX ELEC 2.987% 11/15/29	11/15/2029	TAXABLE MUNICIPAL BONDS	052414RV3	500,000.00
CIBC Trust	06051GKG3 BOA Corp 1.843% 2/4/25	2/4/2025	CORPORATE BOND	06051GKG3	1,978,680.00
CIBC Trust	06406RAS6 BANK OF NY MELLON .5% 4/26/24	4/26/2024	CORPORATE BOND	06406RAS6	449,518.50
CIBC Trust	06740KQR1 Barclays Bank 2.85% 6/3/24	6/3/2024	TAXABLE MUNICIPAL BONDS	06740KQR1	250,000.00
CIBC Trust	083763XN7 Bergen Cnty NJ 1.636% 12/1/31	12/1/2031	TAXABLE MUNICIPAL BONDS	083763XN7	1,117,958.50
CIBC Trust	091096NE3 BIRMINGHAM AL WTR 2.363% 1/1/25	1/1/2025	TAXABLE MUNICIPAL BONDS	091096NE3	1,136,954.50
CIBC Trust	094808CC4 BLOOMINGTON MN PORT 2.35% 2/1/23	2/1/2023	TAXABLE MUNICIPAL BONDS	094808CC4	416,338.60
CIBC Trust	14042TDF1 CAPITAL ONE BNK 1.45% 4/10/23	4/10/2023	BROKER CD	14042TDF1	250,000.00
CIBC Trust	160429YA8 CHARLESTON SC WTR WKS .722% 1/1	1/1/2024	TAXABLE MUNICIPAL BONDS	160429YA8	335,000.00
CIBC Trust	165573C79 CHESTER CNTY PA 2.818% 5/15/24	5/15/2024	TAXABLE MUNICIPAL BONDS	165573C79	1,007,200.00
CIBC Trust	172311KC5 CINN OH WTR C 2.768% 12/1/22	12/1/2022	TAXABLE MUNICIPAL BONDS	172311KC5	528,675.00
CIBC Trust	199492CU1 COLUMBUS OH SER8 2.483% 12/1/23	12/1/2023	TAXABLE MUNICIPAL BONDS	199492CU1	387,488.00
CIBC Trust	20772JWZ1 CONNECTICUT TX SER 2.7% 9/1/22	9/1/2022	TAXABLE MUNICIPAL BONDS	20772JWZ1	1,002,860.00
CIBC Trust	228130HN3 CROWLEY TX 0% 8/1/24	8/1/2024	TAXABLE MUNICIPAL BONDS	228130HN3	194,492.00
CIBC Trust	2350364K3 DALLAS INT'L A 2.039% 11/1/24	11/1/2024	TAXABLE MUNICIPAL BONDS	2350364K3	225,000.00
CIBC Trust	260741SF1 DOWNERS GROVE IL 1.518% 1/1/25	1/1/2025	TAXABLE MUNICIPAL BONDS	260741SF1	500,000.00
CIBC Trust	260741SH7 DOWNERS GROVE IL 1.743% 1/1/27	1/1/2027	TAXABLE MUNICIPAL BONDS	260741SH7	497,235.30

**Lyons Township Trustees of Schools**  
**Investment Portfolio**  
**Asset Listing**  
**6/30/2022 (AMORTIZATION RESTATEMENT)**

Custody	Investment Description	Maturity Date	Investment Type	Cusip/ Description	Cost Basis *
CIBC Trust	262588LH7 DUPAGE&COOK IL B 1.067% 1/1/26	1/1/2026	TAXABLE MUNICIPAL BONDS	262588LH7	764,125.30
CIBC Trust	3128CUL53 FREDMACGLD PL#G30348 6% 7/1/27	7/1/2027	MBS:WHFIT MBS	3128CUL53	117,051.61
CIBC Trust	3128M8UG7 FREDMAC GLD PL#G06583 5% 6/1/41	6/1/2041	MBS:WHFIT MBS	3128M8UG7	170,878.23
CIBC Trust	3128M9B92 FRDMC GLDPL#G06964 5.5% 11/1/38	11/1/2038	MBS:WHFIT MBS	3128M9B92	393,723.59
CIBC Trust	3128MEA43 FREDMAC #G15227 3.5% 12/1/29	12/1/2029	AGENCY DUS/CMBS	3128MEA43	313,145.41
CIBC Trust	3128PSC88 FHLMC GOLD PL#J12795 4% 8/1/25	8/1/2025	MBS:WHFIT MBS	3128PSC88	20,307.03
CIBC Trust	3128PT7C3 FREDMAC GLD PL#J14491 4% 2/1/26	2/1/2026	MBS:WHFIT MBS	3128PT7C3	325,860.26
CIBC Trust	3129405F2 FREDMACGLDPL#J21621 5.5% 6/1/40	6/1/2040	MBS:WHFIT MBS	3129405F2	21,508.18
CIBC Trust	3132AAM76 FNMA S9382 3% 9/1/43	9/1/2043	AGENCY DUS/CMBS	3132AAM76	1,385,494.73
CIBC Trust	3132CWBB9 FHLMC #SB0034 3.5% 8/1/2034	8/1/2034	AGENCY DUS/CMBS	3132CWBB9	807,431.30
CIBC Trust	3132DVKU8 FHLMC SD7507 3% 11/1/49	11/1/2049	AGENCY DUS/CMBS	3132DVKU8	1,086,837.57
CIBC Trust	3132QRHU7 FREDDIE MAC 3.5% 7/1/24	7/1/2024	AGENCY DUS/CMBS	3132QRHU7	838,566.78
CIBC Trust	3136AEGQ4 FNMA 2013M7 CLA2 2.28% 12/27/22	12/27/2022	AGENCY DUS/CMBS	3136AEGQ4	324,689.36
CIBC Trust	3136AEX69 FNMA 2013-M9 A2 2.389% 1/25/23	1/25/2023	AGENCY DUS/CMBS	3136AEX69	90,443.46
CIBC Trust	3136AMKZ1 FNMA 2015M1 CLA2 2.532% 9/25/24	6/25/2024	AGENCY DUS/CMBS	3136AMKZ1	1,384,641.36
CIBC Trust	3136AMST7 FNMA 2015M3A2 2.72296% 10/25/24	10/25/2024	AGENCY DUS/CMBS	3136AMST7	1,038,292.12
CIBC Trust	3136AQ5E6 FNMA 2016M2 AV2 2.152% 1/25/23	1/25/2023	AGENCY DUS/CMBS	3136AQ5E6	249,516.25
CIBC Trust	3136AQHL7 FNMA ACE 2015M13 2.802% 6/25/25	6/25/2025	AGENCY DUS/CMBS	3136AQHL7	79,429.55
CIBC Trust	3136AQV80 FNMA 2016 MI A2 2.939% 1/25/26	1/25/2026	AGENCY DUS/CMBS	3136AQV80	416,776.46
CIBC Trust	3136ARTY4 FNMA 2016-M4CLA1 2.187% 3/25/26	3/25/2026	AGENCY DUS/CMBS	3136ARTY4	90,607.49

**Lyons Township Trustees of Schools**  
**Investment Portfolio**  
**Asset Listing**  
**6/30/2022 (AMORTIZATION RESTATEMENT)**

Custody	Investment Description	Maturity Date	Investment Type	Cusip/ Description	Cost Basis *
CIBC Trust	3136ATZ80 FNMA 2.08% 7/25/26	7/25/2026	AGENCY DUS/CMBS	3136ATZ80	587,509.60
CIBC Trust	3136AV7G8 FNMA 17 M7 CLA2 2.961% 2/25/27	2/25/2027	AGENCY DUS/CMBS	3136AV7G8	1,737,929.00
CIBC Trust	3136AX7E9 FNMA 2017 M12 A2 3.081% 6/25/27	6/25/2027	AGENCY DUS/CMBS	3136AX7E9	899,176.56
CIBC Trust	3136AXVB8 FNMA 2017M10 AV2 2.646% 7/25/24	7/25/2024	AGENCY DUS/CMBS	3136AXVB8	1,911,889.76
CIBC Trust	3136AY2H5 FNMA 2017M14 A2 2.8765 11/25/27	11/25/2027	AGENCY DUS/CMBS	3136AY2H5	200,947.96
CIBC Trust	3136AY7L1 FNMA 2018M1 A2 2.986% 12/27/27	12/27/2027	AGENCY DUS/CMBS	3136AY7L1	635,477.61
CIBC Trust	3136B0YM2 FNMA 2018-M2A2 2.99924% 1/25/28	1/25/2028	AGENCY DUS/CMBS	3136B0YM2	1,030,473.43
CIBC Trust	3136B1XJ8 FNMA 2018M4A2 3.043% 3/25/28	3/25/2028	AGENCY DUS/CMBS	3136B1XJ8	1,241,724.78
CIBC Trust	3136BBG30 FNMA 2020M23CL A1 1.03% 4/25/30	4/25/2030	AGENCY DUS/CMBS	3136BBG30	485,885.46
CIBC Trust	3136BFRV7 FNMA 21-M1GA2 1.56059% 11/25/30	11/25/2030	AGENCY DUS/CMBS	3136BFRV7	925,353.68
CIBC Trust	31374CLS3 FNMA POOL#310037 6.5% 10/1/36	10/1/2036	MBS:WHFIT MBS	31374CLS3	32,671.31
CIBC Trust	3137AVXN2 FHLMC MULTI 2.355% 7/25/22	7/25/2022	AGENCY DUS/CMBS	3137AVXN2	334,128.05
CIBC Trust	3137AYCE9 FHLMC MULTI 2.682% 10/25/22	10/25/2022	AGENCY DUS/CMBS	3137AYCE9	945,720.86
CIBC Trust	3137B1U75 FHLMC MULTI FAM 2.522% 1/25/23	1/25/2023	AGENCY DUS/CMBS	3137B1U75	168,500.95
CIBC Trust	3137B3NA2 FHLMC MULTIFAMPSS 3.25% 4/25/23	4/25/2023	AGENCY DUS/CMBS	3137B3NA2	1,010,526.81
CIBC Trust	3137B4WB8 FHLMC MULTI K03 3.06% 7/25/23	7/25/2023	AGENCY DUS/CMBS	3137B4WB8	514,609.38
CIBC Trust	3137BGJZ3 FHLMC MULT K043 2.532% 10/25/23	10/25/2023	AGENCY DUS/CMBS	3137BGJZ3	105,214.54
CIBC Trust	3137BLW95 FHLMC MT K050 A2 3.334% 8/25/25	8/25/2025	AGENCY DUS/CMBS	3137BLW95	599,635.20
CIBC Trust	3137BMTX4 FHLMC K052 A2 3.151% 11/25/25	11/25/2025	AGENCY DUS/CMBS	3137BMTX4	1,584,470.51
CIBC Trust	3137BQYS0 FHLMC MULTI K056 2.525% 5/25/26	5/25/2026	AGENCY DUS/CMBS	3137BQYS0	473,456.25

**Lyons Township Trustees of Schools**  
**Investment Portfolio**  
**Asset Listing**  
**6/30/2022 (AMORTIZATION RESTATEMENT)**

Custody	Investment Description	Maturity Date	Investment Type	Cusip/ Description	Cost Basis *
CIBC Trust	3137BRQH1 FHLMC K057 2.206% 6/25/25	6/25/2025	AGENCY DUS/CMBS	3137BRQH1	289,798.78
CIBC Trust	3137BS6Q1 FHLMC MULTI KJ08 2.356% 1/25/35	1/25/2035	AGENCY DUS/CMBS	3137BS6Q1	5,827.64
CIBC Trust	3137BWWD2 FHLMC MULTK725A2 3.0002 1/25/24	1/25/2024	AGENCY DUS/CMBS	3137BWWD2	766,816.41
CIBC Trust	3137EAEZ8 FHLMC .25% 11/6/23	11/6/2023	AGENCY DUS/CMBS	3137EAEZ8	167,848.80
CIBC Trust	3137F4D41 FHLMC MULTI K074 A2 3.6%	1/25/2028	AGENCY DUS/CMBS	3137F4D41	222,406.25
CIBC Trust	3137F9ZE4 FREDDIE MAC 1.57% 7/25/32	7/25/2032	AGENCY DUS/CMBS	3137F9ZE4	764,999.25
CIBC Trust	3137FAWS3 FHLMC 2067 CL A2 3.194% 7/25/27	7/25/2027	AGENCY DUS/CMBS	3137FAWS3	694,468.67
CIBC Trust	3137FEBQ2 FHLMC MULTI K072A2 3.444% 12/25	12/25/2027	AGENCY DUS/CMBS	3137FEBQ2	934,539.06
CIBC Trust	3137FF3W5 FHMS K741 A1 .602% 9/25/27	9/25/2027	AGENCY DUS/CMBS	3137FF3W5	722,687.19
CIBC Trust	3137FF3X3 FHMS K741 A2 1.603% 12/25/27	12/25/2027	AGENCY DUS/CMBS	3137FF3X3	566,473.05
CIBC Trust	3137FK4M5 FHLMC MULTI K085A2 4.06% 10/25/	10/25/2028	AGENCY DUS/CMBS	3137FK4M5	563,638.35
CIBC Trust	3137FREE7 FHLMC MULTI A2 2.308% 10/25/27	10/25/2027	AGENCY DUS/CMBS	3137FREE7	341,684.59
CIBC Trust	3137FTFK8 FHMA K738 A2 1.545% 1/25/27	1/25/2027	AGENCY DUS/CMBS	3137FTFK8	514,971.50
CIBC Trust	3137FTRB5 FHMS KJ29 CL A2 1.409% 11/25/27	11/25/2027	AGENCY DUS/CMBS	3137FTRB5	203,992.40
CIBC Trust	3138AKW96 FNMA POOL#AI6071 5% 6/1/41	6/1/2041	MBS:WHFIT MBS	3138AKW96	734,507.14
CIBC Trust	3138AP3V8 FNMA POOL#AI9811 4.5% 8/1/26	8/1/2026	MBS:WHFIT MBS	3138AP3V8	195,255.90
CIBC Trust	3138EGDB7 FNMA POOL#AL0097 6% 7/1/40	7/1/2040	MBS:WHFIT MBS	3138EGDB7	244,864.66
CIBC Trust	3138EGKL7 FNMA PL#AL0298 4% 5/1/26	5/1/2026	AGENCY DUS/CMBS	3138EGKL7	328,000.36
CIBC Trust	3138EJ3L0 FNMA #AL2606 2.647% 10/1/22	10/1/2022	AGENCY DUS/CMBS	3138EJ3L0	67,912.39
CIBC Trust	3138EKEY7 FNMA POOL#AL2850 4% 9/1/26	9/1/2026	MBS:WHFIT MBS	3138EKEY7	676,349.32

**Lyons Township Trustees of Schools**  
**Investment Portfolio**  
**Asset Listing**  
**6/30/2022 (AMORTIZATION RESTATEMENT)**

Custody	Investment Description	Maturity Date	Investment Type	Cusip/ Description	Cost Basis *
CIBC Trust	3138EKEZ4 FNMA POOL#AL2851 4% 8/1/26	8/1/2026	MBS:WHFIT MBS	3138EKEZ4	225,438.60
CIBC Trust	3138EKYU3 FNMA POOL#AL3422 5% 1/1/25	1/1/2025	MBS:WHFIT MBS	3138EKYU3	66,811.97
CIBC Trust	3138ELFR9 FNMA POOL#AL3775 5% 1/1/39	1/1/2039	MBS:WHFIT MBS	3138ELFR9	202,504.88
CIBC Trust	3138L06C0 FNMA PL#AM0866 2.2% 12/1/22	12/1/2022	AGENCY DUS/CMBS	3138L06C0	204,719.11
CIBC Trust	3138L1DX4 FNMA PL AM1017 2.15% 10/1/22	10/1/2022	AGENCY DUS/CMBS	3138L1DX4	509,377.80
CIBC Trust	3138L2AE7 FNMA PL#AM1804 2.19% 12/1/22	12/1/2022	AGENCY DUS/CMBS	3138L2AE7	815,160.88
CIBC Trust	3138L8XW9 FNMA PL #AM7892 2.73% 1/1/23	1/1/2023	AGENCY DUS/CMBS	3138L8XW9	656,409.40
CIBC Trust	3138LCMS1 FNMA AN0368 3.05% 12/1/25	12/1/2025	AGENCY DUS/CMBS	3138LCMS1	724,059.37
CIBC Trust	3138LD5G4 FNMA #AN1746 2.15% 9/1/23	9/1/2023	AGENCY DUS/CMBS	3138LD5G4	1,946,575.01
CIBC Trust	3138LFLY2 FNMA #AN3042 2.37% 10/1/26	10/1/2026	AGENCY DUS/CMBS	3138LFLY2	1,145,735.54
CIBC Trust	3138LGBV7 FNMA #AN3651 2.51% 11/1/26	11/1/2026	AGENCY DUS/CMBS	3138LGBV7	223,614.62
CIBC Trust	3138LGKF2 FNMA #AN3893 2.65% 12/1/23	12/1/2023	AGENCY DUS/CMBS	3138LGKF2	1,001,030.57
CIBC Trust	3138LH6P4 FNMA #AN53773.02% 5/1/27	5/1/2027	AGENCY DUS/CMBS	3138LH6P4	1,015,293.64
CIBC Trust	3138LK7A9 FNMA #AN7188 3.135% 10/1/32	10/1/2032	AGENCY DUS/CMBS	3138LK7A9	2,057,033.79
CIBC Trust	3138LL5H4 FNMA #AN8047 2.73% 2/1/25	2/1/2025	AGENCY DUS/CMBS	3138LL5H4	513,300.78
CIBC Trust	31400HKP7 FNMA POOL#688002 5.5% 3/1/33	3/1/2033	MBS:WHFIT MBS	31400HKP7	123,737.47
CIBC Trust	31400HLP6 FNMA POOL#688034 5.5% 3/1/33	3/1/2033	MBS:WHFIT MBS	31400HLP6	36,150.28
CIBC Trust	31401LVL4 FNMA POOL#711719 5.5% 6/1/33	6/1/2033	MBS:WHFIT MBS	31401LVL4	110,698.68
CIBC Trust	31402YEX8 FNMA POOL#741850 5.5% 9/1/33	9/1/2033	MBS:WHFIT MBS	31402YEX8	159,419.19
CIBC Trust	31406CU30 FNMA POOL#806202 5.5% 1/1/35	1/1/2035	MBS:WHFIT MBS	31406CU30	115,924.69

**Lyons Township Trustees of Schools**  
**Investment Portfolio**  
**Asset Listing**  
**6/30/2022 (AMORTIZATION RESTATEMENT)**

Custody	Investment Description	Maturity Date	Investment Type	Cusip/ Description	Cost Basis *
CIBC Trust	3140F5C35 FNMA BC9089 3% 12/1/46	12/1/2046	AGENCY DUS/CMBS	3140F5C35	435,606.81
CIBC Trust	3140GVZ32 FNMA 3.5% 12/1/47	12/1/2047	AGENCY DUS/CMBS	3140GVZ32	1,204,489.45
CIBC Trust	3140H1W22 FNMA BJ0664 3% 3/1/33	3/1/2033	AGENCY DUS/CMBS	3140H1W22	1,031,552.34
CIBC Trust	3140HVCU6 FNMA #BL3682 2.67% 9/1/26	9/1/2026	AGENCY DUS/CMBS	3140HVCU6	497,277.31
CIBC Trust	3140HVUX0 FNMA#BL4197 2.64% 9/1/29	9/1/2029	AGENCY DUS/CMBS	3140HVUX0	255,937.50
CIBC Trust	3140HW5J7 FNMA BL5348 2.32% 1/1/26	1/1/2026	AGENCY DUS/CMBS	3140HW5J7	729,119.00
CIBC Trust	3140HX5A4 FNMA BL6240 1.94% 3/1/2030	3/1/2030	AGENCY DUS/CMBS	3140HX5A4	558,421.88
CIBC Trust	3140HX5X4 FNMA BL6261 1.86% 3/1/27	3/1/2027	AGENCY DUS/CMBS	3140HX5X4	649,994.71
CIBC Trust	3140HXGH6 FNMA BL5855 2.18% 12/1/24	12/1/2024	AGENCY DUS/CMBS	3140HXQH6	593,391.11
CIBC Trust	3140J0PW4 FNMA BL7636 1.41% 7/1/32	7/1/2032	AGENCY DUS/CMBS	3140J0PW4	385,250.00
CIBC Trust	3140J5NB1 FNMA PL#BM1285 4.5% 5/1/47	5/1/2047	MBS:Other MBS	3140J5NB1	307,848.67
CIBC Trust	3140J8EZ2 FNMA #BM3751 3.5% 2/1/33	2/1/2033	AGENCY DUS/CMBS	3140J8EZ2	317,207.95
CIBC Trust	3140J8TA1 FNMA #BM4144 5% 7/1/47	7/1/2047	AGENCY DUS/CMBS	3140J8TA1	396,113.45
CIBC Trust	3140J9LW9 FNMA BM4840 4% 10/1/48	10/1/2048	AGENCY DUS/CMBS	3140J9LW9	582,213.94
CIBC Trust	3140J9W31 FNMA #BM5165 4% 7/1/47	7/1/2047	AGENCY DUS/CMBS	3140J9W31	96,134.26
CIBC Trust	3140LADX0 FNMA BS0117 1.16% 1/1/26	1/1/2026	AGENCY DUS/CMBS	3140LADX0	1,341,364.40
CIBC Trust	3140LBSY0 FNMA BS1434 1.66% 3/1/28	3/1/2028	AGENCY DUS/CMBS	3140LBSY0	430,434.30
CIBC Trust	3140LCH53 FNMA BS2051 .99% 1/1/26	1/1/2026	AGENCY DUS/CMBS	3140LCH53	987,728.74
CIBC Trust	3140M2SE3 FNMNA BU1416 3% 1/1/52	1/1/2052	MBS:Other MBS	3140M2SE3	4,363,468.41
CIBC Trust	3140Q9JA2 FNMA PL#CA2056 4.5% 7/1/48	7/1/2048	MBS:Other MBS	3140Q9JA2	22,879.93

**Lyons Township Trustees of Schools**  
**Investment Portfolio**  
**Asset Listing**  
**6/30/2022 (AMORTIZATION RESTATEMENT)**

Custody	Investment Description	Maturity Date	Investment Type	Cusip/ Description	Cost Basis *
CIBC Trust	3140QE4T6 FNMA CA7133 2% 9/1/35	9/1/2035	AGENCY DUS/CMBS	3140QE4T6	1,871,597.36
CIBC Trust	3140X4LH7 FNMA #FM1227 3% 4/1/32	4/1/2032	AGENCY DUS/CMBS	3140X4LH7	394,997.25
CIBC Trust	3140X5H71 FNMA #FM2053 3.5% 8/1/44	8/1/2044	AGENCY DUS/CMBS	3140X5H71	955,071.47
CIBC Trust	3140X6PC9 FNMA FM3118 3% 5/1/50	5/1/2050	MBS:Other MBS	3140X6PC9	2,634,861.66
CIBC Trust	3140X6XS5 FNMA #FM3388 4% 3/1/34	3/1/2034	AGENCY DUS/CMBS	3140X6XS5	597,294.15
CIBC Trust	31412QVT3 FNMA POOL#93226 4% 12/1/24	12/1/2024	MBS:WHFIT MBS	31412QVT3	405,372.95
CIBC Trust	31416LLU8 FNMA POOL#AA3038 5.5% 5/1/39	5/1/2039	MBS:WHFIT MBS	31416LLU8	175,823.34
CIBC Trust	31416WSV5 FNMA POOL#AB1431 5.5% 8/1/40	8/1/2040	MBS:WHFIT MBS	31416WSV5	494,790.16
CIBC Trust	31417ECE9 FNMA AB7268 3% 12/1/42	12/1/2042	AGENCY DUS/CMBS	31417ECE9	839,973.30
CIBC Trust	31417J2M1 FNMA POOL#AC0779 5.5% 9/1/39	9/1/2039	MBS:WHFIT MBS	31417J2M1	343,282.53
CIBC Trust	31417TLC0 FNMA POOL#AC6622 5.5% 11/1/39	11/1/2039	MBS:WHFIT MBS	31417TLC0	1,412,566.96
CIBC Trust	31417VZ22 FNMA POOL #AC8860 4.5% 12/1/24	12/1/2024	MBS:WHFIT MBS	31417VZ22	317,125.83
CIBC Trust	31418DGF3 FNMA #MA3797 2.5% 10/1/34	10/1/2034	MBS:WHFIT MBS	31418DGF3	66,920.94
CIBC Trust	31418DN65 FNMA #MA4012 2% 5/1/35	5/1/2035	AGENCY DUS/CMBS	31418DN65	488,207.63
CIBC Trust	31418MR79 FNMA POOL#AD0509 6% 1/1/39	1/1/2039	MBS:WHFIT MBS	31418MR79	1,418,019.48
CIBC Trust	31418RQF1 FNMA POOL#AD4053 5.5% 4/1/40	4/1/2040	MBS:WHFIT MBS	31418RQF1	710,627.01
CIBC Trust	31418U4X9 FNMA POOL#AD7137 5.5% 7/1/40	7/1/2040	MBS:WHFIT MBS	31418U4X9	1,830,892.14
CIBC Trust	31418WCA6 FNMA POOL#AD8164 4% 8/1/25	8/1/2025	MBS:WHFIT MBS	31418WCA6	49,930.67
CIBC Trust	38141GXE9 GOLDMAN SACHS GR 3.625% 2/20/24	2/20/2024	CORPORATE BOND	38141GXE9	2,135,820.00
CIBC Trust	38147JS94 GOLDMAN SACHS USA 3.3% 7/16/24	7/16/2024	BROKER CD	38147JS94	250,000.00



**Lyons Township Trustees of Schools**  
**Investment Portfolio**  
**Asset Listing**  
**6/30/2022 (AMORTIZATION RESTATEMENT)**

Custody	Investment Description	Maturity Date	Investment Type	Cusip/ Description	Cost Basis *
CIBC Trust	38378B6L8 GNMA 2013-12B 2.15487% 11/16/52	11/16/2052	AGENCY DUS/CMBS	38378B6L8	387,875.00
CIBC Trust	38379KBZ0 GNMASER2015-23 1.9999% 11/16/40	11/16/2040	AGENCY DUS/CMBS	38379KBZ0	50,999.59
CIBC Trust	38379RX24 GNMA SER2017-126AC 2.5% 5/16/59	5/16/2059	AGENCY DUS/CMBS	38379RX24	355,085.94
CIBC Trust	41422EKD4 HARRIS CTY TX TRNS 2.261% 11/1/	11/1/2030	TAXABLE MUNICIPAL BONDS	41422EKD4	500,000.00
CIBC Trust	41422EKL6 HARRIS TX TRNS 1.919% 11/1/26	11/1/2026	TAXABLE MUNICIPAL BONDS	41422EKL6	750,000.00
CIBC Trust	446222UU3 HUTINGTONBEACH CA 1.684% 8/1/28	8/1/2028	TAXABLE MUNICIPAL BONDS	446222UU3	500,000.00
CIBC Trust	507408LW0 MCHENRY CTY D118 3.45% 1/1/27	1/1/2027	TAXABLE MUNICIPAL BONDS	507408LW0	250,000.00
CIBC Trust	511074VM5 LAKE TRAVIS TX IDS 0% 2/25/24	2/25/2024	TAXABLE MUNICIPAL BONDS	511074VM5	339,986.50
CIBC Trust	511444QR5 LAKE ZURICH IL A 3.25% 12/15/27	12/15/2027	TAXABLE MUNICIPAL BONDS	511444QR5	629,436.00
CIBC Trust	576051WB8 MASS ST WTR F 2.273% 8/1/28	8/1/2028	TAXABLE MUNICIPAL BONDS	576051WB8	1,000,000.00
CIBC Trust	576051ZP4 MASS ST WTR MA DIS 2.09% 8/1/31	8/1/2031	TAXABLE MUNICIPAL BONDS	576051ZP4	2,511,800.00
CIBC Trust	59164GEN8 METRO WSTWTR CO 2.124% 4/1/25	4/1/2025	TAXABLE MUNICIPAL BONDS	59164GEN8	450,000.00
CIBC Trust	592098Y35 NASHVILLE&DAVISON TN 1.881% 7/1	7/1/2030	TAXABLE MUNICIPAL BONDS	592098Y35	250,000.00
CIBC Trust	592481LK9 ST LOUIS MO WTR 2.291% 5/1/26	5/1/2026	TAXABLE MUNICIPAL BONDS	592481LK9	1,000,000.00
CIBC Trust	592657CR9 SALT LAKE/SANDY UT WTR .86% 7/1	7/1/2025	TAXABLE MUNICIPAL BONDS	592657CR9	603,672.00
CIBC Trust	59333P4G0 Miami-Dade FL 2.608% 10/1/22	10/1/2022	TAXABLE MUNICIPAL BONDS	59333P4G0	666,083.95
CIBC Trust	59333P4G0 MIAMI DADECTY FL 2.608% 10/1/22	10/1/2022	TAXABLE MUNICIPAL BONDS	59333P4G0	500,000.00
CIBC Trust	6041293M6 MINN ST VAR SER D 2.43% 8/1/22	8/1/2022	TAXABLE MUNICIPAL BONDS	6041293M6	358,086.90
CIBC Trust	607802BZ7 MODESTO CA WSTWTR .835% 11/1/24	11/1/2024	TAXABLE MUNICIPAL BONDS	607802BZ7	750,000.00
CIBC Trust	61690UBB5 MORGAN STANLEY BK 3.4% 11/8/22	11/8/2022	BROKER CD	61690UBB5	250,000.00

**Lyons Township Trustees of Schools**  
**Investment Portfolio**  
**Asset Listing**  
**6/30/2022 (AMORTIZATION RESTATEMENT)**

Custody	Investment Description	Maturity Date	Investment Type	Cusip/ Description	Cost Basis *
CIBC Trust	61760AE88 MORRGAN STAN PVT CD 2.7% 6/6/24	6/6/2024	BROKER CD	61760AE88	250,000.00
CIBC Trust	64966MC49 NY NY 2019-C 3.57% 12/1/26	12/1/2026	TAXABLE MUNICIPAL BONDS	64966MC49	500,000.00
CIBC Trust	64971WZV5 NY NY TRAN FIN E3 2.92% 2/1/27	2/1/2027	TAXABLE MUNICIPAL BONDS	64971WZV5	2,037,334.90
CIBC Trust	64971XJD1 NY CITY TAX19 C-2 2.98% 11/1/27	11/1/2027	TAXABLE MUNICIPAL BONDS	64971XJD1	1,001,930.00
CIBC Trust	64990FS88 NY ST DORM TAX 2.558% 2/15/27	2/15/2027	TAXABLE MUNICIPAL BONDS	64990FS88	1,093,877.50
CIBC Trust	68607DUZ6 OREGON ST HGHWAY .414% 11/15/23	11/15/2023	TAXABLE MUNICIPAL BONDS	68607DUZ6	350,000.00
CIBC Trust	68609T7J1 OR ST TX BD 3.662% 5/1/29	5/1/2029	TAXABLE MUNICIPAL BONDS	68609T7J1	2,000,000.00
CIBC Trust	68609TJF6 OR ST ART XI Q B 3.352% 5/1/29	5/1/2029	TAXABLE MUNICIPAL BONDS	68609TJF6	225,000.00
CIBC Trust	689225TM2 OTTAWACTY MI PENS 2.85% 11/1/22	11/1/2022	TAXABLE MUNICIPAL BONDS	689225TM2	140,000.00
CIBC Trust	69371RR24 PACCAR FINL .35% 2/2/24	2/2/2024	CORPORATE BOND	69371RR24	449,478.00
CIBC Trust	70922PAL6 PENN ST TURNPIKE 3.029% 12/1/24	12/1/2024	TAXABLE MUNICIPAL BONDS	70922PAL6	777,775.00
CIBC Trust	718814J64 PHOENIX AZ VAR 2.867% 7/1/23	7/1/2023	TAXABLE MUNICIPAL BONDS	718814J64	994,060.00
CIBC Trust	733911CB5 CORPUS CHRISTI NUECES B 3.318%	12/1/2023	TAXABLE MUNICIPAL BONDS	733911CB5	750,000.00
CIBC Trust	736740MT5 PORTLAND OR JENLWEN 3.5% 6/1/26	6/1/2026	TAXABLE MUNICIPAL BONDS	736740MT5	1,024,220.00
CIBC Trust	738850SY3 POWAY CA SD2002-1 2.209% 8/1/25	8/1/2025	TAXABLE MUNICIPAL BONDS	738850SY3	500,000.00
CIBC Trust	746673ZP0 PUTNAM CNTY TN 1.5% 4/1/25	4/1/2025	TAXABLE MUNICIPAL BONDS	746673ZP0	813,267.00
CIBC Trust	783186UC1 RUTGERS NJ R 2.349% 5/1/25	5/1/2025	TAXABLE MUNICIPAL BONDS	783186UC1	250,000.00
CIBC Trust	787758D24 St.Charles IL B30 2.25% 12/1/33	12/1/2033	TAXABLE MUNICIPAL BONDS	787758d24	1,306,185.00
CIBC Trust	79467BAT2 SALES TX SECURIT C 2.754% 1/1/2	1/1/2023	TAXABLE MUNICIPAL BONDS	79467BAT2	402,144.40
CIBC Trust	7976465H5 SAN FRAN CA HSG 3.352% 6/15/29	6/15/2029	TAXABLE MUNICIPAL BONDS	7976465H5	425,000.00

**Lyons Township Trustees of Schools**  
**Investment Portfolio**  
**Asset Listing**  
**6/30/2022 (AMORTIZATION RESTATEMENT)**

Custody	Investment Description	Maturity Date	Investment Type	Cusip/ Description	Cost Basis *
CIBC Trust	79765R4W6 SAN FRAN CA UTIL 2.803% 11/1/31	11/1/2031	TAXABLE MUNICIPAL BONDS	79765R4W6	335,217.75
CIBC Trust	812627FP7 SEATTLE WA IMPTB 3.375% 12/1/28	12/1/2028	TAXABLE MUNICIPAL BONDS	812627FP7	781,368.20
CIBC Trust	830728UP4 Skokie IL A09 2.396% 12/1/29	12/1/2029	TAXABLE MUNICIPAL BONDS	830728UP4	1,790,789.80
CIBC Trust	83072UN9 Skokie IL 2.246% 12/1/28	12/1/2028	TAXABLE MUNICIPAL BONDS	830728UN9	500,000.00
CIBC Trust	867612CX9 SUNNYVALE CA WTR 3.17% 4/1/26	4/1/2026	TAXABLE MUNICIPAL BONDS	867612CX9	537,691.05
CIBC Trust	87164WZP6 SYNCHRONY BK 1.45% 4/3/23	4/3/2023	BROKER CD	87164WZP6	250,000.00
CIBC Trust	875124ER6 TAMPABAY WTR RG 2.612% 10/1/25	10/1/2025	TAXABLE MUNICIPAL BONDS	875124ER6	1,000,000.00
CIBC Trust	8827233L1 TX ST WTR FIN C-2 1.737% 8/1/22	8/1/2022	TAXABLE MUNICIPAL BONDS	8827233L1	250,000.00
CIBC Trust	882724XS1 TEXAS ST 1.944% 10/1/31	10/1/2031	TAXABLE MUNICIPAL BONDS	882724XS1	2,000,000.00
CIBC Trust	88278PZA5 TX ST UNIV B 2.103% 3/15/24	3/15/2024	TAXABLE MUNICIPAL BONDS	88278PZA5	475,000.00
CIBC Trust	89236THU2 TOYOTA MOTORCREDIT .45% 1/11/24	1/11/2024	CORPORATE BOND	89236THU2	299,982.00
CIBC Trust	9128282A7 US TREASURY 1.5% 8/15/26	8/15/2026	US TREASURIES	9128282A7	4,806,373.50
CIBC Trust	9128285M8 US TREASURY 3.125% 11/15/28	11/15/2028	US TREASURIES	9128285M8	5,993,686.53
CIBC Trust	91412HGF4 UNIV CA REV SV Bg 1.316%5/15/27	5/15/2027	TAXABLE MUNICIPAL BONDS	91412HGF4	1,787,840.00
CIBC Trust	914713H47 UN NC CHAP HILL 2.535% 12/1/22	12/1/2022	TAXABLE MUNICIPAL BONDS	914713H47	1,014,580.00
CIBC Trust	93974DHW1 WASHINGTON ST 2.74% 8/1/22	8/1/2022	TAXABLE MUNICIPAL BONDS	93974DHW1	994,120.00
CIBC Trust	949763A48 WELLS FARGO CD 2.75% 5/3/24	5/3/2024	BROKER CD	949763A48	250,000.00
CIBC Trust	WMMMA00100 CIBC CASH RESERVE VAR %	N/A	MONEY MARKET	WMMMA00100-GEN	7,466,225.70
CIBC Trust	120829JK3 BURBANK IL 0.482% 12/1/22	12/1/2022	TAXABLE MUNICIPAL BONDS	120829JK3	580,000.00
CIBC Trust	120829JL1 BURBANK IL 0.632% 12/1/23	12/1/2023	TAXABLE MUNICIPAL BONDS	120829JL1	685,000.00

Lyons Township Trustees of Schools  
Investment Portfolio  
Asset Listing  
6/30/2022 (AMORTIZATION RESTATEMENT)

Custody	Investment Description	Maturity Date	Investment Type	Cusip/ Description	Cost Basis *
CIBC Trust	214471PT5 CK CTY IL D104 GO BD 3.8%12/1/2	12/1/2024	TAXABLE MUNICIPAL BONDS	214471PT5	53,821.00
CIBC Trust	346208AV3 FORESTVIEW IL GO BD .85%12/1/23	12/1/2023	TAXABLE MUNICIPAL BONDS	346208AV3	500,000.00
CIBC Trust	974790DQ7 WINNETKA IL TX GDS 2.5% 12/15/2	12/15/2022	TAXABLE MUNICIPAL BONDS	974790DQ7	103,624.00
CIBC Trust	WMMA00100 CIBC CASH RESERVE VAR %	N/A	MONEY MARKET	WMMA00100-TTO	52,416.44
First Bank of Highland Park	First Bank Highland Park xx5332 var%	N/A	MONEY MARKET	FBHP MM	9,000,000.00
First Bank of Highland Park	First BK Highland Park ICS MM xx332 var %	N/A	MONEY MARKET	FBHP ICS MM	47,035,380.13
Hinsdale Bank	Maxsafe Business MM var%	N/A	MONEY MARKET	Maxsafe Business MM .07%	1,266,365.07
Gold Coast	Gold Coast MM xx29047	N/A	MONEY MARKET	Gold Coast MM xx29047	2,010,229.33
Lakeside Bank	Lakeside Bank xx6340 var%	N/A	MONEY MARKET	Lakeide Bank MM xx6340var%	7,050.22
LTTO	Bridgeview Park Dist GO Bd 1.25% 12/1/22	12/1/2022	TAXABLE MUNICIPAL BONDS	Bridgeview Park Dist GO Bd	650,000.00
LTTO	Summit Park Dist GO Bd 2021 1.75% 12/1/22	12/1/2022	TAXABLE MUNICIPAL BONDS	Summit Park Dist GO Bd	290,000.00
					214,293,383.64

# Quarterly Investment Report


## September 30, 2022

# Township Trustees of Schools

TOWNSHIP 38 NORTH, RANGE 12 EAST  
www.lyonstto.net

BOARD OF SCHOOL TRUSTEES  
Michael S. Thiessen, President  
Shakana L. Kirksey-Miller, Trustee  
Jessica A. Doherty, Trustee

6438 Joliet Rd. STE 103  
Countryside, IL 60525  
Phone 708-352-4480  
Fax 708-888-5651

**DATE:** November 10, 2022  
**TO:** Board of School Trustees  
**FROM:** Kenneth T. Getty, MBA, CSBO   
**SUBJECT:** Investment Analysis – September 2022 (Q1 FY2023)

The Lyons Township Treasurer Office's total investment portfolio continues to outperform its benchmark (Bank of America Merrill Lynch 1-10 Year Treasury & Agency Index) with 28.52% higher returns (LTTO: 0.926% vs. BOA ML 1-10 Index: 0.720%) in the first quarter of FY2023.

Snapshot of the quarter-over-quarter changes in the LTTO total investment portfolio:

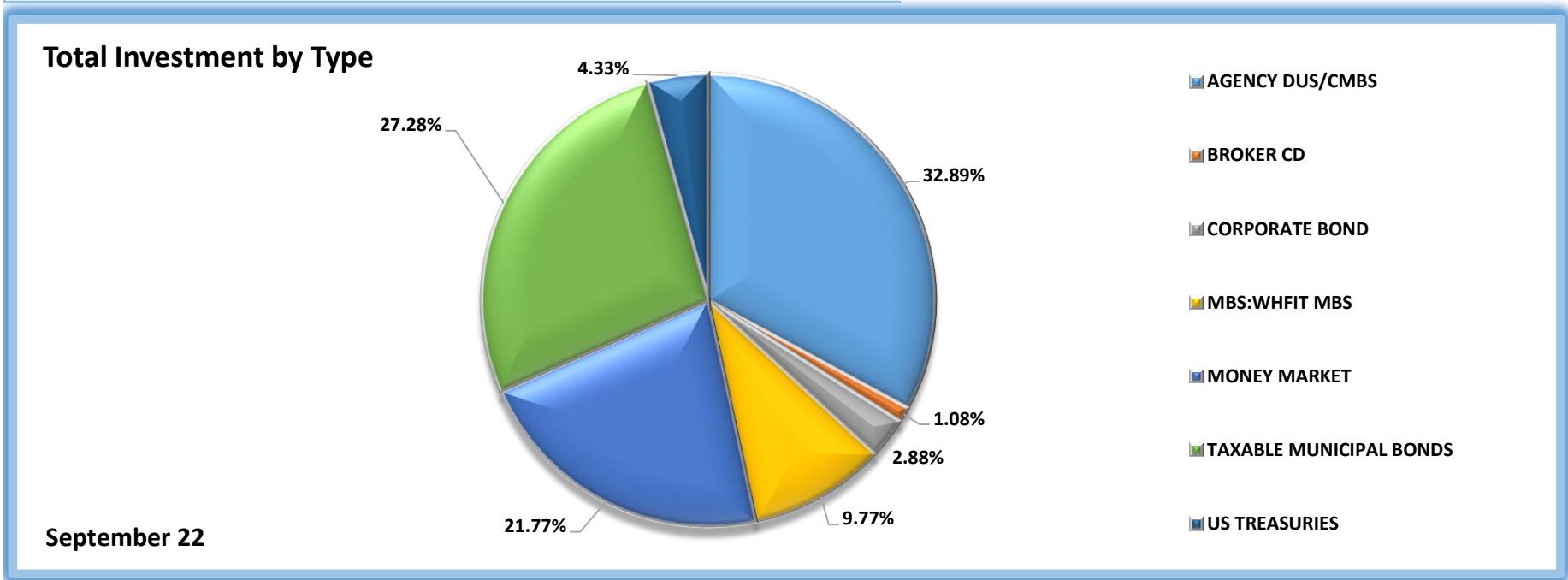
<b>Quarter-over-Quarter</b>				
	<b>9/30/2022</b>			<b>6/30/2022</b>
	<i>Cash Basis</i>	<i>\$ Difference</i>	<i>% Difference</i>	<i>Cash Basis</i>
AGENCY DUS/CMBS	\$ 60,703,584	\$ 2,758,835	4.76%	\$ 57,944,749
BROKER CD	\$ 1,999,750	\$ 499,750	33.32%	\$ 1,500,000
CORPORATE BOND	\$ 5,313,479	\$ -	0.00%	\$ 5,313,479
GOVERNMENT AGENCY	\$ -	\$ -	0.00%	\$ -
LOCAL CD	\$ -	\$ -	0.00%	\$ -
MBS:WHIT MBS	\$ 18,026,574	\$ (667,000)	-3.57%	\$ 18,693,574
MONEY MARKET	\$ 40,180,804	\$ (30,220,078)	-42.93%	\$ 70,400,882
TAX ANTICIPATION WARRANT	\$ -	\$ -	0.00%	\$ -
TAXABLE MUNICIPAL BONDS	\$ 50,359,552	\$ 508,879	1.02%	\$ 49,850,673
US TREASURIES	\$ 7,989,676	\$ (2,810,384)	-26.02%	\$ 10,800,060
<b>Grand Total</b>	<b>\$ 184,573,419</b>	<b>\$ (29,929,998)</b>	<b>-13.95%</b>	<b>\$ 214,503,417</b>
	<i>% Gross of Fees</i>	<i>% Quarterly Difference</i>		<i>% Gross of Fees</i>
Benchmark	0.720%	-37.23%		1.147%
LTTO	0.926%	-39.20%		1.523%

Snapshot of the year-over-year changes in the LTTO total investment portfolio:

<b>Year-over-Year</b>				
	<b>9/30/2022</b>			<b>9/30/2021</b>
	<i>Cash Basis</i>	<i>\$ Difference</i>	<i>% Difference</i>	<i>Cash Basis</i>
AGENCY DUS/CMBS	\$ 60,703,584	\$ (13,516,687)	-18.21%	\$ 74,220,271
BROKER CD	\$ 1,999,750	\$ 249,750	14.27%	\$ 1,750,000
CORPORATE BOND	\$ 5,313,479	\$ 3,036,540	133.36%	\$ 2,276,939
GOVERNMENT AGENCY	\$ -	\$ (848,507)	-100.00%	\$ 848,507
LOCAL CD	\$ -	\$ (9,495,000)	-100.00%	\$ 9,495,000
MBS:WHIT MBS	\$ 18,026,574	\$ (115,026)	-0.63%	\$ 18,141,600
MONEY MARKET	\$ 40,180,804	\$ (885,549)	-2.16%	\$ 41,066,353
TAX ANTICIPATION WARRANT	\$ -	\$ -	0.00%	\$ -
TAXABLE MUNICIPAL BONDS	\$ 50,359,552	\$ 12,300,951	32.32%	\$ 38,058,601
US TREASURIES	\$ 7,989,676	\$ (2,034,612)	-20.30%	\$ 10,024,288
<b>Grand Total</b>	<b>\$ 184,573,419</b>	<b>\$ (11,308,140)</b>	<b>-5.77%</b>	<b>\$ 195,881,559</b>
	<i>% Gross of Fees</i>	<i>% Yearly Difference</i>		<i>% Gross of Fees</i>
Benchmark	0.720%	-66.32%		2.138%
LTTO	0.926%	-57.46%		2.177%

**Lyons Township Trustees of Schools  
Total Investment Portfolio  
September 30, 2022**

Investment Type	Cost Basis	Market Value	% of Portfolio
AGENCY DUS/CMBS	60,703,584	55,947,778	32.89%
BROKER CD	1,999,750	1,973,937	1.08%
CORPORATE BOND	5,313,479	5,014,732	2.88%
MBS:WHFIT MBS	18,026,574	16,009,406	9.77%
MONEY MARKET	40,180,804	40,192,404	21.77%
TAXABLE MUNICIPAL BONDS	50,359,552	46,803,604	27.28%
US TREASURIES	7,989,676	6,793,882	4.33%
Grand Total	184,573,418	172,735,743	100.00%



**Long Term Portfolio Metric:**

Estimate Annualized Rate of Return (Since Inception current advisors; 7/1/14)  
Gross of Fees  
0.926%

vs. BOA ML 1-10 Treasury & Agency Index  
Gross of Fees  
0.720%

TTO % over Index: 28.52%



**Lyons Township Trustees of Schools**  
**Investment Portfolio**  
**Asset Listing**  
**September 30, 2022**

Custody	Investment Description	Maturity Date	Investment Type	Cusip/ Description	Cost Basis *
Byline Bank	Public Funds Emerald MMA Var %	N/A	MONEY MARKET	Byline Bank MMA	566,891.44
CIBC Trust	02007GXG3 Ally Bank 3.45% 8/4/26	8/4/2026	BROKER CD	02007GXG3	250,000.00
CIBC Trust	051411RQ1 AUGUSTA ME TX PNS 3.13% 10/1/22	10/1/2022	TAXABLE MUNICIPAL BONDS	051411RQ1	490,000.00
CIBC Trust	052414RU5 AUSTIN TX ELEC 2.937% 11/15/28	11/15/2028	TAXABLE MUNICIPAL BONDS	052414RU5	518,435.00
CIBC Trust	052414RV3 AUSTIN TX ELEC 2.987% 11/15/29	11/15/2029	TAXABLE MUNICIPAL BONDS	052414RV3	500,000.00
CIBC Trust	06051GKG3 BOA Corp 1.843% 2/4/25	2/4/2025	CORPORATE BOND	06051GKG3	1,978,680.00
CIBC Trust	06406RAS6 BANK OF NY MELLON .5% 4/26/24	4/26/2024	CORPORATE BOND	06406RAS6	449,518.50
CIBC Trust	06740KQR1 Barclays Bank 2.85% 6/3/24	6/3/2024	TAXABLE MUNICIPAL BONDS	06740KQR1	250,000.00
CIBC Trust	083763XN7 Bergen Cnty NJ 1.636% 12/1/31	12/1/2031	TAXABLE MUNICIPAL BONDS	083763XN7	1,215,673.30
CIBC Trust	091096NE3 BIRMINGHAM AL WTR 2.363% 1/1/25	1/1/2025	TAXABLE MUNICIPAL BONDS	091096NE3	1,136,954.50
CIBC Trust	094808CC4 BLOOMINGTON MN PORT2.35% 2/1/23	2/1/2023	TAXABLE MUNICIPAL BONDS	094808CC4	416,338.60
CIBC Trust	14042TDF1 CAPITAL ONE BNK 1.45% 4/10/23	4/10/2023	BROKER CD	14042TDF1	250,000.00
CIBC Trust	160429YA8 CHARLESTON SC WTR WKS .722% 1/1	1/1/2024	TAXABLE MUNICIPAL BONDS	160429YA8	335,000.00
CIBC Trust	165573C79 CHESTER CNTY PA 2.818% 5/15/24	5/15/2024	TAXABLE MUNICIPAL BONDS	165573C79	1,007,200.00
CIBC Trust	172311KC5 CINN OH WTR C 2.768% 12/1/22	12/1/2022	TAXABLE MUNICIPAL BONDS	172311KC5	528,675.00
CIBC Trust	199492CU1 COLUMBUS OH SER8 2.483% 12/1/23	12/1/2023	TAXABLE MUNICIPAL BONDS	199492CU1	387,488.00
CIBC Trust	228130HN3 CROWLEY TX 0% 8/1/24	8/1/2024	TAXABLE MUNICIPAL BONDS	228130HN3	194,492.00
CIBC Trust	2350364K3 DALLAS INTL A 2.039% 11/1/24	11/1/2024	TAXABLE MUNICIPAL BONDS	2350364K3	225,000.00
CIBC Trust	254673P42 Discover Bank 3.55% 8/9/27	8/9/2027	BROKER CD	254673p42	249,750.00

**Lyons Township Trustees of Schools**  
**Investment Portfolio**  
**Asset Listing**  
**September 30, 2022**

Custody	Investment Description	Maturity Date	Investment Type	Cusip/ Description	Cost Basis *
CIBC Trust	260741SF1 DOWNERS GROVE IL 1.518% 1/1/25	1/1/2025	TAXABLE MUNICIPAL BONDS	260741SF1	500,000.00
CIBC Trust	260741SH7 DOWNERS GROVE IL 1.743% 1/1/27	1/1/2027	TAXABLE MUNICIPAL BONDS	260741SH7	497,235.30
CIBC Trust	262588LH7 DUPAGE&COOK IL B 1.067% 1/1/26	1/1/2026	TAXABLE MUNICIPAL BONDS	262588LH7	850,286.50
CIBC Trust	3128CUL53 FREDMACGLD PL#G30348 6% 7/1/27	7/1/2027	MBS:WHFIT MBS	3128CUL53	101,291.63
CIBC Trust	3128M8UG7 FREDMAC GLD PL#G06583 5% 6/1/41	6/1/2041	MBS:WHFIT MBS	3128M8UG7	164,681.58
CIBC Trust	3128M9B92 FRDMC GLDPL#G06964 5.5% 11/1/38	11/1/2038	MBS:WHFIT MBS	3128M9B92	371,418.88
CIBC Trust	3128MEA43 FREDMAC #G15227 3.5% 12/1/29	12/1/2029	AGENCY DUS/CMBS	3128MEA43	288,744.96
CIBC Trust	3128PSC88 FHLMC GOLD PL#J12795 4% 8/1/25	8/1/2025	MBS:WHFIT MBS	3128PSC88	18,080.51
CIBC Trust	3128PT7C3 FREDMAC GLD PL#J14491 4% 2/1/26	2/1/2026	MBS:WHFIT MBS	3128PT7C3	280,780.12
CIBC Trust	3129405F2 FREDMACGLDPL#J21621 5.5% 6/1/40	6/1/2040	MBS:WHFIT MBS	3129405F2	19,300.54
CIBC Trust	3132AAM76 FNMA S9382 3% 9/1/43	9/1/2043	AGENCY DUS/CMBS	3132AAM76	1,329,937.84
CIBC Trust	3132CWBB9 FHLMC #SB0034 3.5% 8/1/2034	8/1/2034	AGENCY DUS/CMBS	3132CWBB9	765,308.15
CIBC Trust	3132DVKU8 FHLMC SD7507 3% 11/1/49	11/1/2049	AGENCY DUS/CMBS	3132DVKU8	1,047,079.47
CIBC Trust	3132QRHU7 FREDDIE MAC 3.5% 7/1/24	7/1/2024	AGENCY DUS/CMBS	3132QRHU7	830,597.89
CIBC Trust	3136AEGQ4 FNMA 2013M7 CLA2 2.28% 12/27/22	12/27/2022	AGENCY DUS/CMBS	3136AEGQ4	178,354.97
CIBC Trust	3136AEX69 FNMA 2013-M9 A2 2.389% 1/25/23	1/25/2023	AGENCY DUS/CMBS	3136AEX69	28,196.75
CIBC Trust	3136AMKZ1 FNMA 2015M1 CLA2 2.532% 9/25/24	6/25/2024	AGENCY DUS/CMBS	3136AMKZ1	1,320,018.76
CIBC Trust	3136AMST7 FNMA 2015M3A2 2.72296% 10/25/24	10/25/2024	AGENCY DUS/CMBS	3136AMST7	927,931.30
CIBC Trust	3136AQ5E6 FNMA 2016M2 AV2 2.152% 1/25/23	1/25/2023	AGENCY DUS/CMBS	3136AQ5E6	104,079.39

**Lyons Township Trustees of Schools**  
**Investment Portfolio**  
**Asset Listing**  
**September 30, 2022**

Custody	Investment Description	Maturity Date	Investment Type	Cusip/ Description	Cost Basis *
CIBC Trust	3136AQL7 FNMA ACE 2015M13 2.802% 6/25/25	6/25/2025	AGENCY DUS/CMBS	3136AQL7	73,362.84
CIBC Trust	3136AQV80 FNMA 2016 MI A2 2.939% 1/25/26	1/25/2026	AGENCY DUS/CMBS	3136AQV80	402,966.32
CIBC Trust	3136ATZ80 FNMA 2.08% 7/25/26	7/25/2026	AGENCY DUS/CMBS	3136ATZ80	291,631.11
CIBC Trust	3136AV7G8 FNMA 17 M7 CLA2 2.961% 2/25/27	2/25/2027	AGENCY DUS/CMBS	3136AV7G8	1,655,082.64
CIBC Trust	3136AX7E9 FNMA 2017 M12 A2 3.081% 6/25/27	6/25/2027	AGENCY DUS/CMBS	3136AX7E9	786,874.90
CIBC Trust	3136AXVB8 FNMA 2017M10 AV2 2.646% 7/25/24	7/25/2024	AGENCY DUS/CMBS	3136AXVB8	1,663,414.19
CIBC Trust	3136AY2H5 FNMA 2017M14 A2 2.8765 11/25/27	11/25/2027	AGENCY DUS/CMBS	3136AY2H5	200,706.10
CIBC Trust	3136AY7L1 FNMA 2018M1 A2 2.986% 12/27/27	12/27/2027	AGENCY DUS/CMBS	3136AY7L1	595,872.56
CIBC Trust	3136B0YM2 FNMA 2018-M2A2 2.99924% 1/25/28	1/25/2028	AGENCY DUS/CMBS	3136B0YM2	985,201.94
CIBC Trust	3136B1XJ8 FNMA 2018M4A2 3.043% 3/25/28	3/25/2028	AGENCY DUS/CMBS	3136B1XJ8	1,231,159.42
CIBC Trust	3136BBG30 FNMA 2020M23CL A1 1.03% 4/25/30	4/25/2030	AGENCY DUS/CMBS	3136BBG30	433,404.27
CIBC Trust	3136BFRV7 FNMA 21-M1GA2 1.56059% 11/25/30	11/25/2030	AGENCY DUS/CMBS	3136BFRV7	925,353.68
CIBC Trust	31374CLS3 FNMA POOL#310037 6.5% 10/1/36	10/1/2036	MBS:WHFIT MBS	31374CLS3	31,353.53
CIBC Trust	3137B1U75 FHLMC MULTI FAM 2.522% 1/25/23	1/25/2023	AGENCY DUS/CMBS	3137B1U75	96,460.89
CIBC Trust	3137B3NA2 FHLMC MULTIFAMPSS 3.25% 4/25/23	4/25/2023	AGENCY DUS/CMBS	3137B3NA2	968,907.58
CIBC Trust	3137B4WB8 FHLMC MULTI K03 3.06% 7/25/23	7/25/2023	AGENCY DUS/CMBS	3137B4WB8	514,609.38
CIBC Trust	3137BGJZ3 FHLMC MULT K043 2.532% 10/25/23	10/25/2023	AGENCY DUS/CMBS	3137BGJZ3	86,083.84
CIBC Trust	3137BLW95 FHLMC MT K050 A2 3.334% 8/25/25	8/25/2025	AGENCY DUS/CMBS	3137BLW95	599,635.20
CIBC Trust	3137BMTX4 FHLMC K052 A2 3.151% 11/25/25	11/25/2025	AGENCY DUS/CMBS	3137BMTX4	1,584,470.51

**Lyons Township Trustees of Schools**  
**Investment Portfolio**  
**Asset Listing**  
**September 30, 2022**

Custody	Investment Description	Maturity Date	Investment Type	Cusip/ Description	Cost Basis *
CIBC Trust	3137BQYS0 FHLMC MULTI K056 2.525% 5/25/26	5/25/2026	AGENCY DUS/CMBS	3137BQYS0	473,456.25
CIBC Trust	3137BRQH1 FHLMC K057 2.206% 6/25/25	6/25/2025	AGENCY DUS/CMBS	3137BRQH1	269,355.95
CIBC Trust	3137BWWD2 FHLMC MULTK725A2 3.0002 1/25/24	1/25/2024	AGENCY DUS/CMBS	3137BWWD2	751,597.25
CIBC Trust	3137EAEZ8 FHLMC .25% 11/6/23	11/6/2023	AGENCY DUS/CMBS	3137EAEZ8	167,848.80
CIBC Trust	3137F4D41 FHLMC MULTI K074 A2 3.6%	1/25/2028	AGENCY DUS/CMBS	3137F4D41	222,406.25
CIBC Trust	3137F9ZE4 FREDDIE MAC 1.57% 7/25/32	7/25/2032	AGENCY DUS/CMBS	3137F9ZE4	764,999.25
CIBC Trust	3137FAWS3 FHLMC 2067 CL A2 3.194% 7/25/27	7/25/2027	AGENCY DUS/CMBS	3137FAWS3	694,468.67
CIBC Trust	3137FEBQ2 FHLMC MULTI K072A2 3.444% 12/25	12/25/2027	AGENCY DUS/CMBS	3137FEBQ2	934,539.06
CIBC Trust	3137FF3W5 FHMS K741 A1 .602% 9/25/27	9/25/2027	AGENCY DUS/CMBS	3137FF3W5	715,972.45
CIBC Trust	3137FF3X3 FHMS K741 A2 1.603% 12/25/27	12/25/2027	AGENCY DUS/CMBS	3137FF3X3	566,473.05
CIBC Trust	3137FK4M5 FHLMC MULTI K085A2 4.06% 10/25/	10/25/2028	AGENCY DUS/CMBS	3137FK4M5	563,638.35
CIBC Trust	3137FREE7 FHLMC MULTI A2 2.308% 10/25/27	10/25/2027	AGENCY DUS/CMBS	3137FREE7	341,684.59
CIBC Trust	3137FTFK8 FHMA K738 A2 1.545% 1/25/27	1/25/2027	AGENCY DUS/CMBS	3137FTFK8	514,971.50
CIBC Trust	3137FTRB5 FHMS KJ29 CL A2 1.409% 11/25/27	11/25/2027	AGENCY DUS/CMBS	3137FTRB5	203,992.40
CIBC Trust	3138AKW96 FNMA POOL#AI6071 5% 6/1/41	6/1/2041	MBS:WHFIT MBS	3138AKW96	719,280.69
CIBC Trust	3138AP3V8 FNMA POOL#AI9811 4.5% 8/1/26	8/1/2026	MBS:WHFIT MBS	3138AP3V8	166,350.51
CIBC Trust	3138EGDB7 FNMA POOL#AL0097 6% 7/1/40	7/1/2040	MBS:WHFIT MBS	3138EGDB7	235,114.36
CIBC Trust	3138EGKL7 FNMA PL#AL0298 4% 5/1/26	5/1/2026	AGENCY DUS/CMBS	3138EGKL7	287,698.03
CIBC Trust	3138EKEY7 FNMA POOL#AL2850 4% 9/1/26	9/1/2026	MBS:WHFIT MBS	3138EKEY7	608,701.57

Lyons Township Trustees of Schools  
Investment Portfolio  
Asset Listing  
September 30, 2022

Custody	Investment Description	Maturity Date	Investment Type	Cusip/ Description	Cost Basis *
CIBC Trust	3138EKEZ4 FNMA POOL#AL2851 4% 8/1/26	8/1/2026	MBS:WHFIT MBS	3138EKEZ4	196,309.97
CIBC Trust	3138EKYU3 FNMA POOL#AL3422 5% 1/1/25	1/1/2025	MBS:WHFIT MBS	3138EKYU3	52,520.45
CIBC Trust	3138ELFR9 FNMA POOL#AL3775 5% 1/1/39	1/1/2039	MBS:WHFIT MBS	3138ELFR9	194,258.21
CIBC Trust	3138L2AE7 FNMA PL#AM1804 2.19% 12/1/22	12/1/2022	AGENCY DUS/CMBS	3138L2AE7	808,646.22
CIBC Trust	3138L8XW9 FNMA PL #AM7892 2.73% 1/1/23	1/1/2023	AGENCY DUS/CMBS	3138L8XW9	652,262.41
CIBC Trust	3138LCMS1 FNMA AN0368 3.05% 12/1/25	12/1/2025	AGENCY DUS/CMBS	3138LCMS1	720,465.75
CIBC Trust	3138LD5G4 FNMA #AN1746 2.15% 9/1/23	9/1/2023	AGENCY DUS/CMBS	3138LD5G4	1,935,975.03
CIBC Trust	3138LFLY2 FNMA #AN3042 2.37% 10/1/26	10/1/2026	AGENCY DUS/CMBS	3138LFLY2	1,138,846.87
CIBC Trust	3138LGBV7 FNMA #AN3651 2.51% 11/1/26	11/1/2026	AGENCY DUS/CMBS	3138LGBV7	222,379.84
CIBC Trust	3138LGKF2 FNMA #AN3893 2.65% 12/1/23	12/1/2023	AGENCY DUS/CMBS	3138LGKF2	996,746.49
CIBC Trust	3138LH6P4 FNMA #AN53773.02% 5/1/27	5/1/2027	AGENCY DUS/CMBS	3138LH6P4	1,011,335.48
CIBC Trust	3138LK7A9 FNMA #AN7188 3.135% 10/1/32	10/1/2032	AGENCY DUS/CMBS	3138LK7A9	2,057,033.79
CIBC Trust	3138LL5H4 FNMA #AN8047 2.73% 2/1/25	2/1/2025	AGENCY DUS/CMBS	3138LL5H4	513,300.78
CIBC Trust	31400HKP7 FNMA POOL#688002 5.5% 3/1/33	3/1/2033	MBS:WHFIT MBS	31400HKP7	120,698.79
CIBC Trust	31400HLP6 FNMA POOL#688034 5.5% 3/1/33	3/1/2033	MBS:WHFIT MBS	31400HLP6	35,520.51
CIBC Trust	31401LVL4 FNMA POOL#711719 5.5% 6/1/33	6/1/2033	MBS:WHFIT MBS	31401LVL4	107,411.70
CIBC Trust	31402YEX8 FNMA POOL#741850 5.5% 9/1/33	9/1/2033	MBS:WHFIT MBS	31402YEX8	151,612.90
CIBC Trust	31406CU30 FNMA POOL#806202 5.5% 1/1/35	1/1/2035	MBS:WHFIT MBS	31406CU30	105,859.54
CIBC Trust	3140F5C35 FNMA BC9089 3% 12/1/46	12/1/2046	AGENCY DUS/CMBS	3140F5C35	420,408.21

**Lyons Township Trustees of Schools**  
**Investment Portfolio**  
**Asset Listing**  
**September 30, 2022**

Custody	Investment Description	Maturity Date	Investment Type	Cusip/ Description	Cost Basis *
CIBC Trust	3140GVZ32 FNMA 3.5% 12/1/47	12/1/2047	AGENCY DUS/CMBS	3140GVZ32	1,148,683.58
CIBC Trust	3140H1W22 FNMA BJ0664 3% 3/1/33	3/1/2033	AGENCY DUS/CMBS	3140H1W22	941,072.02
CIBC Trust	3140HVCU6 FNMA #BL3682 2.67% 9/1/26	9/1/2026	AGENCY DUS/CMBS	3140HVCU6	495,138.71
CIBC Trust	3140HVUX0 FNMA#BL4197 2.64% 9/1/29	9/1/2029	AGENCY DUS/CMBS	3140HVUX0	255,937.50
CIBC Trust	3140HW5J7 FNMA BL5348 2.32% 1/1/26	1/1/2026	AGENCY DUS/CMBS	3140HW5J7	726,263.25
CIBC Trust	3140HX5A4 FNMA BL6240 1.94% 3/1/2030	3/1/2030	AGENCY DUS/CMBS	3140HX5A4	558,421.88
CIBC Trust	3140HXGH6 FNMA BL5855 2.18% 12/1/24	12/1/2024	AGENCY DUS/CMBS	3140HXQH6	591,079.40
CIBC Trust	3140J0PW4 FNMA BL7636 1.41% 7/1/32	7/1/2032	AGENCY DUS/CMBS	3140J0PW4	385,250.00
CIBC Trust	3140J5NB1 FNMA PL#BM1285 4.5% 5/1/47	5/1/2047	MBS:Other MBS	3140J5NB1	295,394.52
CIBC Trust	3140J8EZ2 FNMA #BM3751 3.5% 2/1/33	2/1/2033	AGENCY DUS/CMBS	3140J8EZ2	294,214.73
CIBC Trust	3140J8TA1 FNMA #BM4144 5% 7/1/47	7/1/2047	AGENCY DUS/CMBS	3140J8TA1	381,142.53
CIBC Trust	3140J9LW9 FNMA BM4840 4% 10/1/48	10/1/2048	AGENCY DUS/CMBS	3140J9LW9	536,396.64
CIBC Trust	3140J9W31 FNMA #BM5165 4% 7/1/47	7/1/2047	AGENCY DUS/CMBS	3140J9W31	89,824.98
CIBC Trust	3140LADX0 FNMA BS0117 1.16% 1/1/26	1/1/2026	AGENCY DUS/CMBS	3140LADX0	1,336,233.68
CIBC Trust	3140LBSY0 FNMA BS1434 1.66% 3/1/28	3/1/2028	AGENCY DUS/CMBS	3140LBSY0	428,649.81
CIBC Trust	3140LCH53 FNMA BS2051 .99% 1/1/26	1/1/2026	AGENCY DUS/CMBS	3140LCH53	984,100.49
CIBC Trust	3140M2SE3 FNMNA BU1416 3% 1/1/52	1/1/2052	MBS:Other MBS	3140M2SE3	4,517,895.04
CIBC Trust	3140Q9JA2 FNMA PL#CA2056 4.5% 7/1/48	7/1/2048	MBS:Other MBS	3140Q9JA2	21,704.84
CIBC Trust	3140QE4T6 FNMA CA7133 2% 9/1/35	9/1/2035	AGENCY DUS/CMBS	3140QE4T6	1,790,444.61
CIBC Trust	3140QPQW0 FNMA FNCB4068 4.5% 7/1/52	7/1/2052	AGENCY DUS/CMBS	3140QPQW0	3,020,625.00

**Lyons Township Trustees of Schools**  
**Investment Portfolio**  
**Asset Listing**  
**September 30, 2022**

Custody	Investment Description	Maturity Date	Investment Type	Cusip/ Description	Cost Basis *
CIBC Trust	3140X4LH7 FNMA #FM1227 3% 4/1/32	4/1/2032	AGENCY DUS/CMBS	3140X4LH7	362,561.79
CIBC Trust	3140X5H71 FNMA #FM2053 3.5% 8/1/44	8/1/2044	AGENCY DUS/CMBS	3140X5H71	913,066.26
CIBC Trust	3140X6PC9 FNMA FM3118 3% 5/1/50	5/1/2050	MBS:Other MBS	3140X6PC9	2,577,781.48
CIBC Trust	3140X6XS5 FNMA #FM3388 4% 3/1/34	3/1/2034	AGENCY DUS/CMBS	3140X6XS5	525,545.26
CIBC Trust	3140XHYC5 FNMA FN FS2506 4% 7/1/37	7/1/2037	AGENCY DUS/CMBS	3140XHYC5	5,001,534.59
CIBC Trust	31412QVT3 FNMA POOL#93226 4% 12/1/24	12/1/2024	MBS:WHFIT MBS	31412QVT3	343,918.92
CIBC Trust	31416LLU8 FNMA POOL#AA3038 5.5% 5/1/39	5/1/2039	MBS:WHFIT MBS	31416LLU8	162,850.23
CIBC Trust	31416WSV5 FNMA POOL#AB1431 5.5% 8/1/40	8/1/2040	MBS:WHFIT MBS	31416WSV5	490,448.53
CIBC Trust	31417ECE9 FNMA AB7268 3% 12/1/42	12/1/2042	AGENCY DUS/CMBS	31417ECE9	813,815.51
CIBC Trust	31417J2M1 FNMA POOL#AC0779 5.5% 9/1/39	9/1/2039	MBS:WHFIT MBS	31417J2M1	207,738.23
CIBC Trust	31417TLC0 FNMA POOL#AC6622 5.5% 11/1/39	11/1/2039	MBS:WHFIT MBS	31417TLC0	1,319,239.85
CIBC Trust	31417VZ22 FNMA POOL #AC8860 4.5% 12/1/24	12/1/2024	MBS:WHFIT MBS	31417VZ22	249,973.19
CIBC Trust	31418DGF3 FNMA #MA3797 2.5% 10/1/34	10/1/2034	MBS:WHFIT MBS	31418DGF3	327,782.62
CIBC Trust	31418DN65 FNMA #MA4012 2% 5/1/35	5/1/2035	AGENCY DUS/CMBS	31418DN65	469,649.23
CIBC Trust	31418MR79 FNMA POOL#AD0509 6% 1/1/39	1/1/2039	MBS:WHFIT MBS	31418MR79	1,387,633.47
CIBC Trust	31418RQF1 FNMA POOL#AD4053 5.5% 4/1/40	4/1/2040	MBS:WHFIT MBS	31418RQF1	694,632.41
CIBC Trust	31418U4X9 FNMA POOL#AD7137 5.5% 7/1/40	7/1/2040	MBS:WHFIT MBS	31418U4X9	1,707,288.30
CIBC Trust	31418WCA6 FNMA POOL#AD8164 4% 8/1/25	8/1/2025	MBS:WHFIT MBS	31418WCA6	41,745.91
CIBC Trust	38141GXE9 GOLDMAN SACHS GR 3.625% 2/20/24	2/20/2024	CORPORATE BOND	38141GXE9	2,135,820.00

**Lyons Township Trustees of Schools**  
**Investment Portfolio**  
**Asset Listing**  
**September 30, 2022**

Custody	Investment Description	Maturity Date	Investment Type	Cusip/ Description	Cost Basis *
CIBC Trust	38147JS94 GOLDMAN SACHS USA 3.3% 7/16/24	7/16/2024	BROKER CD	38147JS94	250,000.00
CIBC Trust	38378B6L8 GNMA 2013-12B 2.15487% 11/16/52	11/16/2052	AGENCY DUS/CMBS	38378B6L8	386,085.79
CIBC Trust	38379KBZ0 GNMASER2015-23 1.9999% 11/16/40	11/16/2040	AGENCY DUS/CMBS	38379KBZ0	48,504.91
CIBC Trust	38379RX24 GNMA SER2017-126AC 2.5% 5/16/59	5/16/2059	AGENCY DUS/CMBS	38379RX24	353,391.99
CIBC Trust	41422EKD4 HARRIS CTY TX TRNS 2.261% 11/1/	11/1/2030	TAXABLE MUNICIPAL BONDS	41422EKD4	500,000.00
CIBC Trust	41422EKL6 HARRIS TX TRNS 1.919% 11/1/26	11/1/2026	TAXABLE MUNICIPAL BONDS	41422EKL6	750,000.00
CIBC Trust	446222UU3 HUTINGTONBEACH CA 1.684% 8/1/28	8/1/2028	TAXABLE MUNICIPAL BONDS	446222UU3	500,000.00
CIBC Trust	507408LW0 MCHENRY CTY D118 3.45% 1/1/27	1/1/2027	TAXABLE MUNICIPAL BONDS	507408LW0	250,000.00
CIBC Trust	511074VM5 LAKE TRAVIS TX IDS 0% 2/25/24	2/25/2024	TAXABLE MUNICIPAL BONDS	511074VM5	339,986.50
CIBC Trust	511444QR5 LAKE ZURICH IL A 3.25% 12/15/27	12/15/2027	TAXABLE MUNICIPAL BONDS	511444QR5	629,436.00
CIBC Trust	576051WB8 MASS ST WTR F 2.273% 8/1/28	8/1/2028	TAXABLE MUNICIPAL BONDS	576051WB8	1,130,069.80
CIBC Trust	576051ZP4 MASS ST WTR MA DIS 2.09% 8/1/31	8/1/2031	TAXABLE MUNICIPAL BONDS	576051ZP4	2,511,800.00
CIBC Trust	59164GEN8 METRO WSTWTR CO 2.124% 4/1/25	4/1/2025	TAXABLE MUNICIPAL BONDS	59164GEN8	450,000.00
CIBC Trust	592098Y35 NASHVILLE&DAVISON TN 1.881% 7/1	7/1/2030	TAXABLE MUNICIPAL BONDS	592098Y35	250,000.00
CIBC Trust	592481LK9 ST LOUIS MO WTR 2.291% 5/1/26	5/1/2026	TAXABLE MUNICIPAL BONDS	592481LK9	1,000,000.00
CIBC Trust	592657CR9 SALT LAKE/SANDY UT WTR .86% 7/1	7/1/2025	TAXABLE MUNICIPAL BONDS	592657CR9	603,672.00
CIBC Trust	59333P4G0 MIAMI DADECTY FL 2.608% 10/1/22	10/1/2022	TAXABLE MUNICIPAL BONDS	59333P4G0	1,166,083.95
CIBC Trust	607802BZ7 MODESTO CA WSTWTR .835% 11/1/24	11/1/2024	TAXABLE MUNICIPAL BONDS	607802BZ7	750,000.00
CIBC Trust	61690UBB5 MORGAN STANLEY BK 3.4% 11/8/22	11/8/2022	BROKER CD	61690UBB5	250,000.00



**Lyons Township Trustees of Schools**  
**Investment Portfolio**  
**Asset Listing**  
**September 30, 2022**

Custody	Investment Description	Maturity Date	Investment Type	Cusip/ Description	Cost Basis *
CIBC Trust	61760AE88 MORRIGAN STAN PVT CD 2.7% 6/6/24	6/6/2024	BROKER CD	61760AE88	250,000.00
CIBC Trust	64966MC49 NY NY 2019-C 3.57% 12/1/26	12/1/2026	TAXABLE MUNICIPAL BONDS	64966MC49	500,000.00
CIBC Trust	64971WZV5 NY NY TRAN FIN E3 2.92% 2/1/27	2/1/2027	TAXABLE MUNICIPAL BONDS	64971WZV5	2,037,334.90
CIBC Trust	64971XJD1 NY CITY TAX19 C-2 2.98% 11/1/27	11/1/2027	TAXABLE MUNICIPAL BONDS	64971XJD1	1,001,930.00
CIBC Trust	64990FS88 NY ST DORM TAX 2.558% 2/15/27	2/15/2027	TAXABLE MUNICIPAL BONDS	64990FS88	1,093,877.50
CIBC Trust	67865EAC6 Oklahoma Cty Util 3.287% 7/1/25	7/1/2025	TAXABLE MUNICIPAL BONDS	67865eac6	800,000.00
CIBC Trust	68607DUZ6 OREGON ST HGHWAY .414% 11/15/23	11/15/2023	TAXABLE MUNICIPAL BONDS	68607DUZ6	350,000.00
CIBC Trust	68609T7J1 OR ST TX BD 3.662% 5/1/29	5/1/2029	TAXABLE MUNICIPAL BONDS	68609T7J1	2,000,000.00
CIBC Trust	68609TJF6 OR ST ART XI Q B 3.352% 5/1/29	5/1/2029	TAXABLE MUNICIPAL BONDS	68609TJF6	225,000.00
CIBC Trust	689225TM2 OTTAWACTY MI PENS 2.85% 11/1/22	11/1/2022	TAXABLE MUNICIPAL BONDS	689225TM2	140,000.00
CIBC Trust	69371RR24 PACCAR FINL .35% 2/2/24	2/2/2024	CORPORATE BOND	69371RR24	449,478.00
CIBC Trust	70922PAL6 PENN ST TURNPIKE 3.029% 12/1/24	12/1/2024	TAXABLE MUNICIPAL BONDS	70922PAL6	777,775.00
CIBC Trust	718814J64 PHOENIX AZ VAR 2.867% 7/1/23	7/1/2023	TAXABLE MUNICIPAL BONDS	718814J64	994,060.00
CIBC Trust	733911CB5 CORPUS CHRISTI NUECES B 3.318%	12/1/2023	TAXABLE MUNICIPAL BONDS	733911CB5	750,000.00
CIBC Trust	736740MT5 PORTLAND OR JENLWEN 3.5% 6/1/26	6/1/2026	TAXABLE MUNICIPAL BONDS	736740MT5	1,024,220.00
CIBC Trust	738850SY3 POWAY CA SD2002-1 2.209% 8/1/25	8/1/2025	TAXABLE MUNICIPAL BONDS	738850SY3	500,000.00
CIBC Trust	746673ZP0 PUTNAM CNTY TN 1.5% 4/1/25	4/1/2025	TAXABLE MUNICIPAL BONDS	746673ZP0	813,267.00
CIBC Trust	783186UC1 RUTGERS NJ R 2.349% 5/1/25	5/1/2025	TAXABLE MUNICIPAL BONDS	783186UC1	250,000.00
CIBC Trust	787758D24 St.Charles IL B30 2.25% 12/1/33	12/1/2033	TAXABLE MUNICIPAL BONDS	787758d24	1,306,185.00

**Lyons Township Trustees of Schools**  
**Investment Portfolio**  
**Asset Listing**  
**September 30, 2022**

Custody	Investment Description	Maturity Date	Investment Type	Cusip/ Description	Cost Basis *
CIBC Trust	79467BAT2 SALES TX SECURIT C 2.754% 1/1/2	1/1/2023	TAXABLE MUNICIPAL BONDS	79467BAT2	402,144.40
CIBC Trust	7976465H5 SAN FRAN CA HSG 3.352% 6/15/29	6/15/2029	TAXABLE MUNICIPAL BONDS	7976465H5	425,000.00
CIBC Trust	79765R4W6 SAN FRAN CA UTIL 2.803% 11/1/31	11/1/2031	TAXABLE MUNICIPAL BONDS	79765R4W6	335,217.75
CIBC Trust	812627FP7 SEATTLE WA IMPTB 3.375% 12/1/28	12/1/2028	TAXABLE MUNICIPAL BONDS	812627FP7	781,368.20
CIBC Trust	830728UP4 Skokie IL A09 2.396% 12/1/29	12/1/2029	TAXABLE MUNICIPAL BONDS	830728UP4	1,790,789.80
CIBC Trust	83072UN9 Skokie IL 2.246% 12/1/28	12/1/2028	TAXABLE MUNICIPAL BONDS	83072UN9	500,000.00
CIBC Trust	867612CX9 SUNNYVALE CA WTR 3.17% 4/1/26	4/1/2026	TAXABLE MUNICIPAL BONDS	867612CX9	537,691.05
CIBC Trust	87164WZP6 SYNCHRONY BK 1.45% 4/3/23	4/3/2023	BROKER CD	87164WZP6	250,000.00
CIBC Trust	875124ER6 TAMPABAY WTR RG 2.612% 10/1/25	10/1/2025	TAXABLE MUNICIPAL BONDS	875124ER6	1,000,000.00
CIBC Trust	882724XS1 TEXAS ST 1.944% 10/1/31	10/1/2031	TAXABLE MUNICIPAL BONDS	882724XS1	2,000,000.00
CIBC Trust	88278PZA5 TX ST UNIV B 2.103% 3/15/24	3/15/2024	TAXABLE MUNICIPAL BONDS	88278PZA5	475,000.00
CIBC Trust	89236THU2 TOYOTA MOTORCREDIT .45% 1/11/24	1/11/2024	CORPORATE BOND	89236THU2	299,982.00
CIBC Trust	9128282A7 US TREASURY 1.5% 8/15/26	8/15/2026	US TREASURIES	9128282A7	1,995,989.09
CIBC Trust	9128285M8 US TREASURY 3.125% 11/15/28	11/15/2028	US TREASURIES	9128285M8	5,993,686.53
CIBC Trust	91412HGF4 UNIV CA REV SV Bg 1.316%5/15/27	5/15/2027	TAXABLE MUNICIPAL BONDS	91412HGF4	1,787,840.00
CIBC Trust	914713H47 UN NC CHAP HILL 2.535% 12/1/22	12/1/2022	TAXABLE MUNICIPAL BONDS	914713H47	1,014,580.00
CIBC Trust	949763A48 WELLS FARGO CD 2.75% 5/3/24	5/3/2024	BROKER CD	949763A48	250,000.00
CIBC Trust	WMMA00100 CIBC CASH RESERVE VAR %	N/A	MONEY MARKET	WMMA00100-GEN	8,439,089.59
CIBC Trust	120829JK3 BURBANK IL 0.482% 12/1/22	12/1/2022	TAXABLE MUNICIPAL BONDS	120829JK3	580,000.00

**Lyons Township Trustees of Schools**  
**Investment Portfolio**  
**Asset Listing**  
**September 30, 2022**

Custody	Investment Description	Maturity Date	Investment Type	Cusip/ Description	Cost Basis *
CIBC Trust	120829JL1 BURBANK IL 0.632% 12/1/23	12/1/2023	TAXABLE MUNICIPAL BONDS	120829JL1	685,000.00
CIBC Trust	214471PT5 CK CTY IL D104 GO BD 3.8%12/1/2	12/1/2024	TAXABLE MUNICIPAL BONDS	214471PT5	53,821.00
CIBC Trust	346208AV3 FORESTVIEW IL GO BD .85%12/1/23	12/1/2023	TAXABLE MUNICIPAL BONDS	346208AV3	500,000.00
CIBC Trust	974790DQ7 WINNETKA IL TX GDS 2.5% 12/15/2	12/15/2022	TAXABLE MUNICIPAL BONDS	974790DQ7	103,624.00
CIBC Trust	WMMA00100 CIBC CASH RESERVE VAR %	N/A	MONEY MARKET	WMMA00100-TTO	52,775.32
First Bank of Highland Park	First Bank Highland Park xx5332 var%	N/A	MONEY MARKET	FBHP MM	9,000,000.00
First Bank of Highland Park	First BK Highland Park ICS MM xx332 var %	N/A	MONEY MARKET	FBHP ICS MM	20,831,153.27
Gold Coast	Gold Coast MM xx29047	N/A	MONEY MARKET	Gold Coast MM xx29047	10,770.00
Hinsdale Bank	Maxsafe Business MM var%	N/A	MONEY MARKET	Maxsafe Business MM .07%	1,273,069.31
Lakeside Bank	Lakeside Bank xx6340 var%	N/A	MONEY MARKET	Lakeide Bank MM xx6340var%	7,055.56
LTTO	D106 Tax GO Debt Cert 3% 12/1/27	12/1/2027	TAXABLE MUNICIPAL BONDS	D106 Tax GO Debt Cert	2,000,000.00
LTTO	Bridgeview Park Dist GO Bd 1.25% 12/1/22	12/1/2022	TAXABLE MUNICIPAL BONDS	Bridgeview Park Dist GO Bd	650,000.00
LTTO	Summit Park Dist GO Bd 2021 1.75% 12/1/22	12/1/2022	TAXABLE MUNICIPAL BONDS	Summit Park Dist GO Bd	290,000.00
					<b>184,573,417.90</b>

\*1 Cost basis is the amount at which the asset is purchased less any funds received or adjusted

# Review/Approval of Minutes

November 15, 2022 – TTO Open Meeting  
November 15, 2022 – TTO Closed Meeting

# Treasurer's Report

# Review the Lyons Township Treasurer's Financial Reports

- October 2022

# Lyons Township Trustee of Schools

## Account Level Operating Statement For the Period 10/01/2022 through 10/31/2022

Fiscal Year: 2022-2023

		<u>10/01/2022 - 10/31/2022</u>	<u>Budget</u>	<u>Budget Balance</u>		
<b>All Funds</b>		MTD	YTD	Budget	BudgetBalance	Percent
<b>REVENUE</b>						
10.4.1940.0000.000.4001	PRORATA - CURRENT YEAR	\$0.00	\$0.00	(\$1,108,314.00)	(\$1,108,314.00)	0.0%
10.4.1940.0000.000.4002	PRORATA - IMMEDIATE PRIOR YEAR	(\$237,246.32)	(\$687,479.59)	(\$1,709,412.00)	(\$1,021,932.41)	40.2%
10.4.1950.0000.000.0000	REFUND OF PRIOR YEARS' EXPENDITURES	\$0.00	\$0.00	(\$1,000.00)	(\$1,000.00)	0.0%
10.4.1980.0000.000.0000	PROCEEDS FROM VENDORS' CONTRACTS	\$0.00	(\$113.00)	\$0.00	\$113.00	0.0%
10.4.1999.0000.000.0000	OTHER LOCAL REVENUES	\$0.00	(\$37.14)	\$0.00	\$37.14	0.0%
<b>REVENUE</b>		<b>(\$237,246.32)</b>	<b>(\$687,629.73)</b>	<b>(\$2,818,726.00)</b>	<b>(\$2,131,096.27)</b>	<b>24.4%</b>
<b>EXPENDITURE</b>						
10.5.2520.1000.000.5001	SALARIES - TREASURER	\$15,020.84	\$60,083.36	\$180,250.00	\$120,166.64	33.3%
10.5.2520.1000.000.5004	SALARIES - FINANCIAL SERVICES COORDINATOR	\$5,960.42	\$23,841.69	\$71,526.00	\$47,684.31	33.3%
10.5.2520.1000.000.5008	SALARIES - FINANCIAL SERVICES COORDINATOR	\$6,250.00	\$24,791.67	\$75,000.00	\$50,208.33	33.1%
10.5.2520.1000.000.5011	SALARIES - DIR OF FINANCE AND OPERATIONS	\$10,016.66	\$39,920.78	\$120,200.00	\$80,279.22	33.2%
10.5.2520.1000.000.5012	SALARIES - SENIOR ACCOUNTANT	\$6,916.68	\$27,170.06	\$83,000.00	\$55,829.94	32.7%
10.5.2520.1000.000.5016	SALARIES - FINANCIAL SERVICES COORDINATOR	\$4,708.34	\$18,731.38	\$56,500.00	\$37,768.62	33.2%
10.5.2520.2120.000.0000	BENEFITS - IMRF	\$2,865.44	\$11,419.10	\$36,000.00	\$24,580.90	31.7%
10.5.2520.2130.000.0000	FICA	\$2,473.32	\$14,779.48	\$48,000.00	\$33,220.52	30.8%
10.5.2520.2140.000.0000	MEDICARE	\$939.70	\$3,817.82	\$11,200.00	\$7,382.18	34.1%
10.5.2520.2210.000.0000	LIFE INSURANCE	\$42.50	\$153.00	\$1,120.00	\$967.00	13.7%
10.5.2520.2220.000.0000	MEDICAL INSURANCE	\$8,016.42	\$31,890.60	\$97,000.00	\$65,109.40	32.9%
10.5.2520.2230.000.0000	DENTAL INSURANCE	\$347.66	\$1,275.88	\$4,200.00	\$2,924.12	30.4%
10.5.2520.2341.000.0000	VISION INSURANCE	\$45.46	\$167.28	\$550.00	\$382.72	30.4%
10.5.2520.3100.000.0000	CPA SERVICES	\$4,761.25	\$9,831.25	\$44,000.00	\$34,168.75	22.3%
10.5.2520.3100.000.0019	PROGRAMMING & TRAINING	\$0.00	\$0.00	\$4,000.00	\$4,000.00	0.0%
10.5.2520.3100.000.0023	PROF. & TECH. SERVICES - IT	\$800.00	\$2,400.00	\$12,000.00	\$9,600.00	20.0%
10.5.2520.3160.000.0000	ANNUAL I.V. LICENSE	\$148,841.04	\$148,841.04	\$148,000.00	(\$841.04)	100.6%
10.5.2520.3160.000.0027	SOFTWARE	\$411.20	\$1,287.95	\$7,000.00	\$5,712.05	18.4%
10.5.2520.3170.000.0000	AUDIT/FINANCIAL SERVICES	\$0.00	\$16,000.00	\$32,000.00	\$16,000.00	50.0%
10.5.2520.3180.000.0000	LEGAL SERVICES	\$7,072.50	\$11,995.00	\$27,000.00	\$15,005.00	44.4%
10.5.2520.3190.000.0000	OTHER PROFESSIONAL AND TECHNICAL SERVICES	\$0.00	\$0.00	\$1,500.00	\$1,500.00	0.0%
10.5.2520.3200.000.0000	PROPERTY SERVICES	\$0.00	\$200.00	\$600.00	\$400.00	33.3%
10.5.2520.3250.000.0000	RENTALS	\$4,000.00	\$16,968.00	\$48,000.00	\$31,032.00	35.4%
10.5.2520.3250.000.0003	COPIER & PRINTER LEASE	\$900.46	\$2,768.92	\$10,000.00	\$7,231.08	27.7%
10.5.2520.3330.000.0000	MEETING EXPENSE	\$42.69	\$435.88	\$1,260.00	\$824.12	34.6%
10.5.2520.3400.000.0005	POSTAGE	\$166.50	\$166.50	\$600.00	\$433.50	27.8%
10.5.2520.3400.000.0008	INTERNET	\$249.85	\$641.83	\$3,000.00	\$2,358.17	21.4%
10.5.2520.3600.000.0000	PRINTING AND BINDING	\$0.00	\$0.00	\$19,000.00	\$19,000.00	0.0%
10.5.2520.3800.000.0011	RETIREE/COBRA BENEFITS	(\$21.26)	(\$139.07)	\$9,100.00	\$9,239.07	1.5%
10.5.2520.3800.000.0013	COMMERCIAL PACKAGE	\$0.00	\$0.00	\$8,700.00	\$8,700.00	0.0%
10.5.2520.3800.000.0014	WORKERS COMPENSATION	\$0.00	\$0.00	\$2,700.00	\$2,700.00	0.0%
10.5.2520.3800.000.0016	PUBLIC OFFICIALS LIABILITY	\$0.00	\$0.00	\$15,000.00	\$15,000.00	0.0%
10.5.2520.3800.000.0017	CYBER LIABILITY	\$0.00	\$0.00	\$5,000.00	\$5,000.00	0.0%
10.5.2520.4100.000.0000	OFFICE SUPPLIES	\$856.84	\$2,382.11	\$13,000.00	\$10,617.89	18.3%
10.5.2520.4100.000.0024	ENVELOPES	\$0.00	\$0.00	\$800.00	\$800.00	0.0%
10.5.2520.4400.000.0000	PERIODICALS	\$0.00	\$49.99	\$850.00	\$800.01	5.9%
10.5.2520.4900.000.0020	CHECKS	\$630.00	\$630.00	\$1,500.00	\$870.00	42.0%
10.5.2520.5500.000.0000	CAPITALIZED EQUIPMENT	\$0.00	\$0.00	\$4,000.00	\$4,000.00	0.0%
10.5.2520.6400.000.0000	DUES AND FEES	\$1,859.00	\$2,180.86	\$3,500.00	\$1,319.14	62.3%
<b>EXPENDITURE</b>		<b>\$234,173.51</b>	<b>\$474,682.36</b>	<b>\$1,206,656.00</b>	<b>\$731,973.64</b>	<b>39.3%</b>
<b>Net (Revenue)/Expense</b>		<b>(\$3,072.81)</b>	<b>(\$212,947.37)</b>	<b>(\$1,612,070.00)</b>	<b>(\$1,399,122.63)</b>	<b>13.2%</b>

Lyons Township Trustee of Schools

---

Account Level Operating Statement For the Period 10/01/2022 through 10/31/2022

Fiscal Year: 2022-2023

---

10/01/2022 - 10/31/2022

Budget

Budget Balance

End of Report



# Review/Approval of Payables List

- November 15, 2022 - \$16,076.27

➤ **Total Amount - \$ 16,076.27**

---

# LYONS TOWNSHIP TRUSTEE OF SCHOOLS VOUCHER

Voucher No: 1036      Voucher Date: 11/15/2022      Prepared By: Brigid Murphy

*Printed: 11/09/2022 03:31:31 PM*

---

LYONS TOWNSHIP TRUSTEE OF SCHOOLS is hereby authorized to draw warrants against LYONS TOWNSHIP TRUSTEE OF SCHOOLS funds for the sum of \$16,076.27 on account of obligations incurred for value received in services and for materials as shown below for period July 1, 2022 to June 30, 2023 (period cannot overlap fiscal year end.)

I certify that this claim is just and correct, and the services and/or materials herein represented have been received during the period listed above. All items are properly coded and not in excess of the budget.

  
\_\_\_\_\_

\_\_\_\_\_  
Michael S. Thiessen      Board President

\_\_\_\_\_  
Shakana L. Kirksey-Miller      Trustee

\_\_\_\_\_  
Jessica A. Doherty      Trustee

LYONS TOWNSHIP TRUSTEE OF SCHOOLS

---

Fund		Amount
10	EDUCATION	\$16,076.27
		<hr/>
		\$16,076.27

## Lyons Township Trustee of Schools

### Voucher Detail Listing

Voucher Batch Number: 1036

11/15/2022

Fiscal Year: 2022-2023

Vendor Remit Name Description	Vendor #	QTY	PO No.	Invoice Invoice Date	Account	Amount
Beaver Shredding, Inc.						
Check Group:						
DOCUMENT DESTRUCTION SERVICES		1	0	56330 11/15/2022	10.5.2520.3190.000.0000 OTHER PROFESSIONAL AND TECHNICAL SERVICES	\$640.00
Check #: 0						
PO/InvoiceTotal:						\$640.00
Vendor Total:						\$640.00
BLUE CROSS AND BLUE SHIELD OF IL						
Check Group:						
D - 12/01/2022-12/31/2022		1	0	DEC2022 11/15/2022	10.5.2520.3800.000.0011 RETIREE/COBRA BENEFITS	\$39.38
M - 12/01/2022-12/31/2022		1	0	DEC2022 11/15/2022	10.2.0481.0000.000.9944 HEALTH INSURANCE PAYABLE-ER	\$8,016.42
D - 12/01/2022-12/31/2022		1	0	DEC2022 11/15/2022	10.2.0481.0000.000.9946 DENTAL INSURANCE PAYABLE-ER	\$387.02
Check #: 0						
PO/InvoiceTotal:						\$8,442.82
Vendor Total:						\$8,442.82
COMCAST	1000050					
Check Group:						
10/29/2022-11/28/2022		1	0	102522 11/15/2022	10.5.2520.3400.000.0008 INTERNET	\$249.85
Check #: 0						
PO/InvoiceTotal:						\$249.85
Vendor Total:						\$249.85
Companion Life Insurance Company						
Check Group:						
L - 12/01/2022-12/31/2022		1	0	DEC2022 11/15/2022	10.2.0481.0000.000.9942 LIFE INSURANCE PAYABLE-ER	\$42.50

Lyons Township Trustee of Schools

Voucher Detail Listing

Voucher Batch Number: 1036

11/15/2022

Fiscal Year: 2022-2023

Vendor Remit Name Description	Vendor #	QTY	PO No.	Invoice Invoice Date	Account	Amount
L - 12/01/2022-12/31/2022		1	0	DEC2022 11/15/2022	10.5.2520.3800.000.0011 RETIREE/COBRA BENEFITS	\$70.89
V - 12/01/2022-12/31/2022		1	0	DEC2022 11/15/2022	10.2.0481.0000.000.9948 VISION INSURANCE-ER	\$45.45
V - 12/01/2022-12/31/2022		1	0	DEC2022 11/15/2022	10.5.2520.3800.000.0011 RETIREE/COBRA BENEFITS	\$5.37
Check #: 0						
						PO/InvoiceTotal: <u>\$164.21</u>
						Vendor Total: <u>\$164.21</u>
Cook County Farm Bureau						
Check Group:						
DECEMBER 2022 RENT		1	0	120122 11/15/2022	10.5.2520.3250.000.0000 RENTALS	\$4,000.00
Check #: 0						
						PO/InvoiceTotal: <u>\$4,000.00</u>
						Vendor Total: <u>\$4,000.00</u>
De Lage Landen Financial Services, Inc.						
Check Group:						
11/15/2022-12/14/2022		1	0	78057451 11/15/2022	10.5.2520.3250.000.0003 COPIER & PRINTER LEASE	\$900.46
Check #: 0						
						PO/InvoiceTotal: <u>\$900.46</u>
						Vendor Total: <u>\$900.46</u>
DESPLAINES VALLEY NEWS						
Check Group:						
TRUSTEE VACANCY NOTICE	1000059	1	0	22-687 11/15/2022	10.5.2520.3600.000.0000 PRINTING AND BINDING	\$161.84
Check #: 0						
						PO/InvoiceTotal: <u>\$161.84</u>
						Vendor Total: <u>\$161.84</u>

Lyons Township Trustee of Schools

Voucher Detail Listing

Voucher Batch Number: 1036

11/15/2022

Fiscal Year: 2022-2023

Vendor Remit Name Description	Vendor #	QTY	PO No.	Invoice Invoice Date	Account	Amount
FIRST NATIONAL BANK OF LAGRANGE	1000078					
Check Group:						
WALL STREET JOURNAL		1 0		110222 11/15/2022	10.5.2520.4400.000.0000 PERIODICALS	\$49.99
POSTAGE		1 0		110222 11/15/2022	10.5.2520.3400.000.0005 POSTAGE	\$9.90
HUMBLEFAX 10/15/2022-11/15/2022		1 0		110222 11/15/2022	10.5.2520.3160.000.0027 SOFTWARE	\$10.00
MEETING EXPENSE		1 0		110222 11/15/2022	10.5.2520.3330.000.0000 MEETING EXPENSE	\$66.32
Check #: 0						
PO/InvoiceTotal:						\$136.21
Vendor Total:						\$136.21
HINCKLEY SPRINGS	1000092					
Check Group:						
OFFICE SUPPLIES		1 0		22340370 101522 11/15/2022	10.5.2520.4100.000.0000 OFFICE SUPPLIES	\$43.45
Check #: 0						
PO/InvoiceTotal:						\$43.45
Vendor Total:						\$43.45
ProxIT, Inc.						
Check Group:						
CLOUD BACK-UP-NOVEMBER 2022		1 0		23380 11/15/2022	10.5.2520.3160.000.0027 SOFTWARE	\$109.00
MICROSOFT		1 0		23380 11/15/2022	10.5.2520.3160.000.0027 SOFTWARE	\$289.20
NOVEMBER 2022		1 0		23380 11/15/2022	10.5.2520.3100.000.0023 PROF. & TECH. SERVICES - IT	\$831.25
Check #: 0						
PO/InvoiceTotal:						\$1,229.45

## Lyons Township Trustee of Schools

### Voucher Detail Listing

Voucher Batch Number: 1036      11/15/2022

Fiscal Year: 2022-2023

Vendor Remit Name Description	Vendor #	QTY	PO No.	Invoice Invoice Date	Account	Amount
Vendor Total:						\$1,229.45
SHAW MEDIA	1000183					
Check Group:						
TRUSTEE VACANCY NOTICE		1	0	102210079396 11/15/2022	10.5.2520.3600.000.0000 PRINTING AND BINDING	\$107.98
PO/InvoiceTotal:						\$107.98
Vendor Total:						\$107.98
Grand Total:						\$16,076.27

Check #: 0

End of Report

# Review School Districts Official Records

- September 2022

Lyons Township School Treasurer's Office  
 District Operations Report  
 September 2022

District	Beginning FY23 Fund Balance	Beginning FY23 fund balance adjustments	Revenues	Beg. Balance + Revenues	Disbursements	Ending FY23 Fund Balance	% of Total Ending Fund Balance
101	8,274,240.51		498,496.50	8,772,737.01	4,573,666.95	4,199,070.06	2.29%
102	14,905,697.78		2,315,698.53	17,221,396.31	8,059,680.67	9,161,715.64	5.00%
103	25,921,188.28		5,408,433.08	31,329,621.36	6,794,476.59	24,535,144.77	13.39%
104	18,790,586.51		5,446,481.68	24,237,068.19	6,560,883.43	17,676,184.76	9.65%
105	19,649,230.67		1,887,416.33	21,536,647.00	5,326,909.99	16,209,737.01	8.85%
106	17,062,700.35		2,331,584.25	19,394,284.60	4,105,517.33	15,288,767.27	8.34%
106.5	5,755,656.96		12,757,519.69	18,513,176.65	13,397,150.05	5,116,026.60	2.79%
106.7	233,531.01		418,922.36	652,453.37	461,253.67	191,199.70	0.10%
107	15,332,820.07		856,390.58	16,189,210.65	2,284,878.91	13,904,331.74	7.59%
108	6,184,444.05		652,795.91	6,837,239.96	1,167,336.64	5,669,903.32	3.09%
109	39,787,617.24		5,678,726.41	45,466,343.65	11,362,740.93	34,103,602.72	18.61%
2045	2,307,247.57		6,455,213.20	8,762,460.77	3,876,655.01	4,885,805.76	2.67%
217	35,749,995.56		4,891,607.36	40,641,602.92	8,353,632.38	32,287,970.54	17.62%
<b>TOTAL</b>	<b>209,954,956.56</b>	<b>0.00</b>	<b>49,599,285.88</b>	<b>259,554,242.44</b>	<b>76,324,782.55</b>	<b>183,229,459.89</b>	<b>100.00%</b>



Approval of Surety Bond in the  
amount of \$4,265,000.00 on behalf  
of Argo Community High School  
District 217

Imagetec Lease & Service  
Agreement  
(11/2022 - 11/2025)

# Township Trustees of Schools

TOWNSHIP 38 NORTH, RANGE 12 EAST  
www.lyonstto.net

BOARD OF SCHOOL TRUSTEES  
Michael S. Thiessen, President  
Shakana L. Kirksey-Miller, Trustee  
Jessica A. Doherty, Trustee

22 Calendar Ave. STE D  
LaGrange, IL 60525  
Phone 708-352-4480  
Fax 708-888-5651

**DATE:** November 10, 2022  
**TO:** Board of School Trustees  
**FROM:** Kenneth T. Getty, MBA, CSBO  
**SUBJECT:** Imagetec –Printer Lease Agreement & Service Contract

The Lyons Township School Treasurer's Office has negotiated a lease agreement for a new all-in-one print/scan device with Imagetec. Attached is a three-year lease and managed service agreement for a new Hewlett-Packard (Model: HPE87740z) color laser-jet all-in-one print/scan/fax device with a buy-out price of \$1,394.85 at the end of the 36-month lease agreement. The cost to purchase the all-in-one device today would be \$14,982.00.

The negotiated lease agreement will total \$467 per month compared to our prior lease totaling \$968 per month.

The negotiated managed service agreement for the new all-in-one device will cost \$336.49 per quarter compared to our prior service agreement of \$509.75 per quarter.

Recommended Motion:

***"I move to approve to approve the Imagetech lease agreement and service contract as presented".***

# Insurance Coverage (12/01/2022 - 11/30/2023)

Intergovernmental Agreement  
Village of Bridgeview  
(Investment Services)

# Pro-Rata Receivables FY2021

## ***Pro Rata Receivables - FY2021***

<b>DIST</b>	<b>Interest Earned</b>	<b>BILLED</b>	<b>PAID</b>	<b>DATE</b>	<b>RECEIVED</b>	<b>Balance Due</b>
101	\$ 144,676.65	\$ 114,792.94	X	8/16/2022	114,792.94	\$ -
102	\$ 239,246.78	\$ 257,642.41				\$ 257,642.41
103	\$ 276,328.92	\$ 219,808.68				\$ 219,808.68
104	\$ 234,723.61	\$ 197,746.94	X	6/6/2022	197,746.94	\$ -
105	\$ 259,534.70	\$ 153,641.85	X	6/30/2022	153,641.85	\$ -
106	\$ 244,475.11	\$ 87,183.09	X	6/15/2022	87,183.09	\$ -
1065	\$ 50,133.26	\$ 85,872.87	X	5/27/2022	85,872.87	\$ -
1065	\$ -	\$ 23,144.00	X	5/27/2022	23,144.00	\$ -
107	\$ 211,329.79	\$ 79,510.93	X	6/15/2022	79,510.93	\$ -
108	\$ 98,463.75	\$ 37,218.23	X	6/23/2022	37,218.23	\$ -
109	\$ 538,184.13	\$ 237,246.32	X	10/18/2022	237,246.32	\$ -
204	\$ 798,827.24	\$ 476,503.37				\$ 476,503.37
2045	\$ 129,948.61	\$ 144,580.25	X	9/27/2022	144,580.25	\$ -
217	\$ 554,332.96	\$ 258,838.25				\$ 258,838.25
<b>Total</b>	<b>\$ 3,780,205.51</b>	<b>\$ 2,373,730.13</b>			<b>1,160,937.42</b>	<b>1,212,792.71</b>

# Cook County Property Tax Collection Delay – FY2023

- Cook County Tax Distribution Forecast
- Cook County Property Tax Bridge Fund
  - LTTO Warrant Purchase Agreement



# Closed Session

*Motion to suspend the Board Meeting for the purpose of entering Closed Session.*

- ***Illinois Open Meetings Act, (5 ILCS 120/2 (c)(1)***, “Discussion on the appointment, employment, compensation, discipline, performance or dismissal specific employees of public body.”
- ***Illinois Open Meetings Act, (5 ILCS 120/2 (c)(11)***, “Litigation, when an action against, affecting or on behalf of the particular public body has been filed and is pending before a court or administrative tribunal, or when the public body finds that an action is probable or imminent, in which case the basis for the finding shall be recorded and entered into the minutes of the closed meeting.”

Motion to reconvene the  
Board Meeting  
of the  
Board of Trustees

Time: \_\_\_\_\_

# Action as a result of Closed Session

# Adjournment