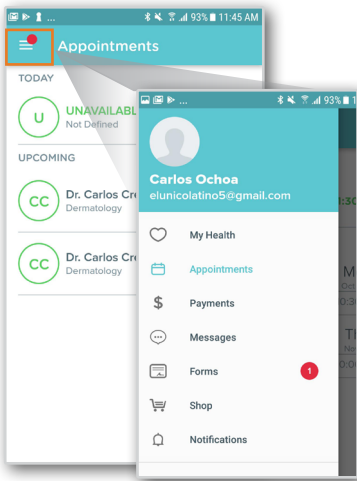


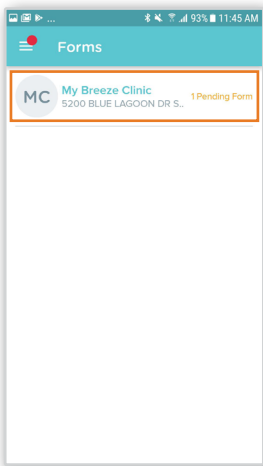
b Breeze - Patient App: Android

Completing Forms

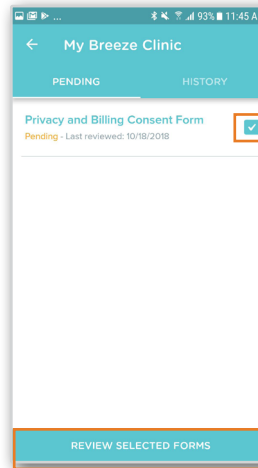
1. Tap the menu button and then tap **Forms**. A red notification may appear next to Forms indicating an action is needed.



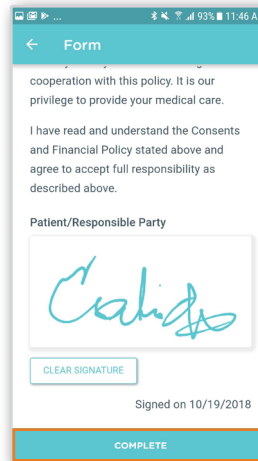
2. Tap on the practice with pending forms.



3. In the **Forms** section, tap the checkbox next to any **Pending** forms that need to be completed. Tap **Review Selected Forms** to continue.



4. The selected forms will now appear. Review the forms and fill out any required information. Tap **Complete** once finished.



Note: Your practice's forms may vary, please consult your practice if you have questions regarding forms.