

Hello Ponders!

Welcome to August. It's been a crazy hot month, but the monsoon rains have finally arrived and fall is just around the corner. We hope all of you have enjoyed this summer.

A big thanks to all who opened their ponds and gardens for our 2024 Pond Tour. Thanks to those who worked so hard to plan it. And thanks to all who attended. We've filled this newsletter with photos from the tour, which can't begin to capture the beauty. The tour was a great success, and we look forward to next year. It's not too early to sign up — please email us at utahwatergarden@gmail.com or call any officer (see back page for numbers) if you'd like to be on the tour next year.

Thanks to the Avellars for hosting our July meeting. Read all about it on page 7.

Our **next meeting will be on August 22 at 7:00 pm** at the Cobbleys' pond — 1268 E Lori Circle in Sandy. This is our **annual pot-luck BBQ**. The Club will provide burgers and brats. Please bring a side or desert of your choice. And this will be our second **plant exchange** of the year. Bring plants to share, and look for something new to take home.

Finally, a little reminder of the beauty of the season. Have a photo from your garden you'd like to share? Email it to us!




In this Issue

2024 Pond Tour	2
Meeting Schedule	3
We Need You!	4
Club Dues	6
July Meeting	7
Our Sponsors	9
Yellow Pitcher Plant ..	10
About us	11

2024 Pond Tour!

We had a fantastic pond tour this year! Thanks to all who opened their yards and ponds, and to those who toured the ponds. If you'd like to be on next year's tour, please let us know!





2024 Meeting Schedule

Note that we're moving some of our meetings this year to the fourth Thursday of the month.


- **August 22** – Annual BBQ and second Plant Exchange, 7:00 pm at the Cobbleys' pond —1268 E Lori Circle in Sandy. This is our our annual pot-luck BBQ. The Club will provide burgers and brats. Please bring a side or desert of your choice. And bring plants for the plant exchange.
- **September 26** – 7:00 pm at Daniel Peel's and Lewis Wayman's pond.




**We Need
YOU!** 

We need you to get more involved in the Pond Club. We always need more help. Opportunities are endless, and include recruiting new members, helping coordinate the Pond Tour, assisting with monthly meetings, helping with food, helping with our website and other publicity, serving as officers and directors, and so much more!

Call Julie Matis Flint (801-274-3040) or Michael Pfafflin (801-652-0386) to get involved





Club Dues

This year a membership in our Club is \$20 per person. The money goes to pay for refreshments, as well as other Club expenses such as state filing fees. 2024 dues are now due.

Please pay as soon as you can! We take cash or you can pay with a credit card at any meeting. Or you can pay online by [clicking here](#).

Members get access to all meetings and free admission for the pond tour (a \$20 value by itself). This year, for those not wanting to commit to membership, it will cost \$5 per person to attend each meeting. This will help offset the costs of ice, drinks and refreshments.

Our July Meeting

On a very hot July evening, pond club members gathered in the Avellars' back yard for our July meeting. Our speaker was Frank E. Fink, owner of Living Artscapes, Inc. He is an award-winning professional pond contractor with over 25 years of experience in the fields of landscaping and water gardening. His company designs and installs custom waterscapes, landscapes, and hardscapes, that enhance the natural beauty of their client's surroundings. They also perform all types of maintenance services for ponds.

Frank is a very passionate speaker and clearly enjoys his profession. He began by talking about his background and then moved on to pond design. He gave some great tips about what to consider when you want a new pond or want a redesign of your existing pond. He explained how the line of sight should be one of the first things to consider. Also, how and where you want to observe your pond.

He spoke about how to control algae and the best way to clean out your pond in the spring. He is a proponent of saving as much as two thirds of your existing pond

water when you do a clean out, leaving the final third to be sucked out during the power wash. The reason is there is valuable bacteria in that water that you would lose if you totally replaced it with fresh water. The end result will be cleaner water and less algae growth. He is very positive about adding bacteria to your pond on a weekly basis as the best way to control algae.

He spoke about some of his larger projects and experiences in pond design and construction. He answered



many questions that members had for him - he is a wealth of information.

Our snacks were provided by the Craguns, who made delicious homemade cinnamon rolls – Thank you again for your effort! All in all, the meeting was delightful with a hint of cooling raindrops to take the edge off the heat.



Utah
Pond & Garden
club

Thank You

TO OUR SPONSORS

Click their logo for more info!



[IFA](#)



[National Pond Service](#)



Call Lewis Wayman at 801-916-2500

Yellow Pitcher Plant

By Kelly Billing

Plant Name: *Sarracenia flava*

Common Name: Yellow Pitcher Plant

Height: 3–4 feet (about 1 meter) tall

Spread: Clumping habit

Flowers: Green-yellow with veining and coloration

Sun: Full sun to light shade. Preferably 6+ hours of direct sunlight.

Zones: USDA 5 to 9

Type of Plant: True bog plant. Carnivorous.

Native To: The United States of America, from southern Alabama, through Florida and Georgia, to the coastal plains of southern Virginia, North Carolina, and South Carolina.

Growing Conditions: Moist soil that never dries out is preferred or soil that is consistently wet without long-term flooding. They have few requirements: never let them dry out, no fertilizer, or chlorinated water. Given the right circumstances, they will grow for many years.

Short Description: There are many varieties of *Sarracenia flava*. Natural hybrids occur all the time since cross-breeding occurs quite often on its own. Variations include colors of green, yellow, copper, bronze, burgundy-veined, and red-throated, to describe a few. Some have been selected and named. Seed pods and flutes make exceptional cut flowers.

Kelly Billing is an aquatic consultant and grower changing the way water becomes a garden. She is a lifelong gardener and certified horticulturist with 35 years of experience in the aquatic industry. She is a longtime IWGS Board member and can be reached at <https://www.kellybilling.com/>.





Utah Pond & Garden Club

Who we are

The Utah Pond & Garden Club is a non-profit organization serving the greater Wasatch Front. We strive to foster an appreciation for and interest in the use of water in the landscape, through monthly meetings, educational programs, pond and garden tours, and sharing our experiences. We are a group of volunteers dedicated to gardening (and especially water gardening), pond keeping, and koi and other pond fish. Our members range from novices to professionals.

We sponsor an annual Water Garden Tour – a self-guided tour of outstanding local ponds, water features and gardens. The 2024 Tour was a great success. If you'd like to be involved in planning or have your yard in the **2025 tour**, please let us know! Pond tours can only happen with your participation!

Check out the club's website at **UtahPondClub.com**.

The Utah Pond & Garden Club is a Utah nonprofit corporation, and a 501(c)(3) public charity.

Officers

Co-Presidents: Julie Matis Flint & Kelly Flint

801-680-3040

Julie—jam199@comcast.net

Kelly—kflint3040@msn.com

Vice-President: Michael Pfafflin

801-652-0386

michaelpfafflin@mac.com

Secretary: Zoe Godbois

435-623-5100

zoecast@gmail.com

Treasurer: Linda Pfafflin

801-541-8880

lindapfafflin@gmail.com

At-Large Directors

Gil Avellar

801-572-0853

trout42@hotmail.com

David Hales

801-230-9050

dhaless10@gmail.com

Greta deJong

801-815-2973

winkingi@gmail.com

Daniel Peel

Past President

435-660-0748

danielpeel@me.com



Call Lewis Wayman at 801-916-2500