

RED BARNs 32' - 50'

20 Year Limited* Warranty on 12 Gauge Units Framing

OR, WA, ID, CA, NV



32'W X 21'L X 11' & 7'

Starting at
\$5,600


FREE
Installation
On Your
Level Land

Dana Blatt @ ASFL in Sumner
Call or Text 253-266-5444
Email: danaublatt@gmail.com
Viewings available by appointment

 32x21X11 \$5,600 Vertical Roof add \$1,500	 34x21X11 \$5,900 Vertical Roof add \$1,500	 36x21X11 \$6,150 Vertical Roof add \$1,500	 42x21X11 \$6,450 Vertical Roof add \$1,600
 32x26X11 \$6,750 Vertical Roof add \$1,700	 34x26X11 \$7,400 Vertical Roof add \$1,700	 36x26X11 \$7,500 Vertical Roof add \$1,700	 42x26X11 \$8,000 Vertical Roof add \$1,800
 32x31X11 \$7,800 Vertical Roof add \$1,900	 34x31X11 \$8,050 Vertical Roof add \$1,900	 36x31X11 \$8,600 Vertical Roof add \$1,900	 42x31X11 \$9,050 Vertical Roof add 2,000
 32x36X11 \$8,950 Vertical Roof add \$2,100	 34x36X11 \$9,100 Vertical Roof add \$2,100	 36x36X11 \$9,700 Vertical Roof add \$2,100	 42x36X11 \$10,150 Vertical Roof add \$2,200
 32x41X11 \$10,050 Vertical Roof add \$2,300	 34x41X11 \$10,700 Vertical Roof add \$2,300	 36x41X11 \$11,250 Vertical Roof add \$2,300	 42x41X11 \$12,600 Vertical Roof add \$2,400

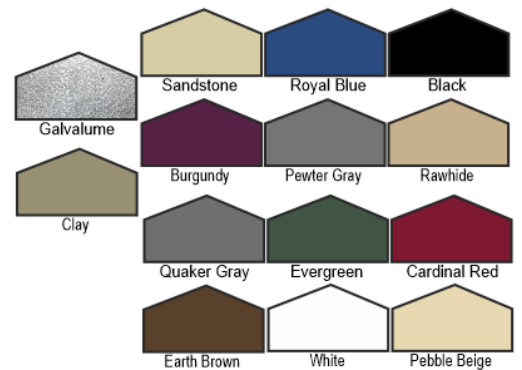


* Additional 45 Degree
Cut \$75 dills for each one



29 Gauge Steel Roof and Siding

Colors



 44x21X11 \$6,950 Vertical Roof add \$1,600	 46x21X11 \$7,250 Vertical Roof add \$1,600	 48x21X11 \$7,600 Vertical Roof add \$1,600	 50x21X11 \$8,300 Vertical Roof add \$1,700	 54x21X11 \$9,800 Vertical Roof add \$1,900
 44x26X11 \$8,600 Vertical Roof add \$1,800	 46x26X11 \$8,800 Vertical Roof add \$1,800	 48x26X11 \$9,150 Vertical Roof add \$1,800	 50x26X11 \$9,550 Vertical Roof add \$1,900	 54x26X11 \$11,500 Vertical Roof add \$2,100
 44x31X11 \$9,500 Vertical Roof add \$2,000	 46x31X11 \$10,100 Vertical Roof add \$2,000	 48x31X11 \$10,600 Vertical Roof add \$2,000	 50x31X11 \$11,100 Vertical Roof add \$2,000	 54x30X11 \$13,700 Vertical Roof add \$2,200
 44x36X11 \$11,250 Vertical Roof add \$2,200	 46x36X11 \$11,900 Vertical Roof add \$2,200	 48x36X11 \$12,400 Vertical Roof add \$2,200	 50x36X11 \$13,200 Vertical Roof add \$2,300	 54x35X11 \$16,440 Vertical Roof add \$2,500
 44x41X11 \$12,900 Vertical Roof add \$2,400	 46x41X11 \$13,750 Vertical Roof add \$2,400	 48x41X11 \$14,270 Vertical Roof add \$2,400	 50x41X11 \$15,100 Vertical Roof add \$2,500	 54x40X11 \$19,170 Vertical Roof add \$2,700

Rebar Anchors Included

Concrete Anchors Included

STANDARD FEATURES INCLUDE:
14 Gauge Frame - 29g Roofing
(12g Frame Option On Back)
Bow 4 on center or less
Braces on All Center Bows,
Braces on All center For
Added Strength.



(must lift at least 5' taller than leg height)

Also available: Garages,
Triple Wides,
Barns, Storage Units.
60' Wide Available

**If you need engineer (Wet Stamped) Drawings for your Building they have an additional Cost
Engineer plans or Calculations must be paid at front and they are non-refundable.

WE ACCEPT



*2.5 Card Fee Apply

* All Prices subject to change without notice
* \$50 Fee on All returned Checks.

THE OPTION TO ENCLOSE
THE BUILDING ARE LISTED
ON THE BACK



- * Customer Responsibility :
- Forklift required for the following:
 - Commercial Doors
 - Double Leg Carports
 - 13' Tall on Regular Carports
 - 14' Tall on A-Frame Horizontal or Vertical Carports

Enginner Plans Available at additional Cost Call 253-266-5444 for more info.

Note: Frame lengths are 20', 25', 30', etc. Horizontal Roofs Have 6" overhang front and back, vertical roofs have no overhang front or back.
12 GAUGE-20 YEAR LIMITED WARRANTY ON RUST THROUGH STEEL FRAMING ASSUMING NORMAL CARE AND MAINTENANCE.

Customers may incur extras fee if additional labor is required to install because of un-level surfaces or for building over obstacles. California All Steel, Inc. is not Responsible for stopping or repairing leaks under baserails.

Accessories and Extras (Prices valid for CA, NV, OR, WA, ID)

Must add all in yellow in order to certify
Choose 1 + Must ADD to Certified

Options	21' Long	26' Long	31' Long	36' Long	41' Long
12 Gauge	\$1000.00	\$1200.00	\$1400.00	\$1600.00	\$1800.00
*Ground Certification (Enclosed)	\$1120.00	\$1400.00	\$1680.00	\$1960.00	\$2240.00
*Ground Certification (Open)	\$560.00	\$700.00	\$840.00	\$980.00	\$1120.00
*3' Braces (9' & Taller)	\$180.00	\$220.00	\$260.00	\$300.00	\$340.00
*Diagonal bracing both sides 20'-50'	\$600.00	\$600.00	\$600.00	\$600.00	\$600.00
*Diagonal bracing per end	\$250.00				
**Certified 40 Lbs	\$1000.00	\$1100.00	\$1200.00	\$1300.00	\$1450.00
**Certified 50 Lbs	\$1200.00	\$1310.00	\$1450.00	\$1550.00	\$1650.00
**Certified 60 Lbs	\$2050.00	\$2350.00	\$2425.00	\$2725.00	\$3025.00

13' & 14' add Double Leg Option to certify

Leg height must be 1' taller than door height for end install.
Leg height must be 2' taller than door height for side install.

LEG HEIGHT

Leg Height	21' Long	26' Long	31' Long	36' Long	41' Long
8'-12'-8'	\$590.00	\$680.00	\$790.00	\$870.00	\$990.00
9'-13'-9'	\$600.00	\$800.00	\$950.00	\$1050.00	\$1200.00
10'-14'-10'	\$800.00	\$1000.00	\$1200.00	\$1400.00	\$1450.00
14' double leg (center)	\$1650.00	\$2150.00	\$2450.00	\$2850.00	\$3100.00

BOTH SIDES ENCLOSED

Leg Height	21' Long	26' Long	31' Long	36' Long	41' Long
7 Feet Tall	\$570.00	\$690.00	\$800.00	\$930.00	\$1170.00
8 Feet Tall	\$640.00	\$780.00	\$900.00	\$1060.00	\$1220.00
9 Feet Tall	\$700.00	\$870.00	\$1000.00	\$1200.00	\$1360.00
10 Feet Tall	\$775.00	\$960.00	\$1120.00	\$1330.00	\$1500.00

VERTICAL SIDES OPTION PRICE ABOVE MULTIPLY BY 1.75

CLOSED END (Per end)

Leg Height	10'-12' Wide	14'-18' Wide	20' Wide	22' Wide	24' Wide	26' Wide	30' Wide
7 Feet Tall	\$620.00	\$720.00	\$800.00	\$930.00	\$990.00	\$1230.00	\$1500.00
8 Feet Tall	\$650.00	\$780.00	\$870.00	\$1030.00	\$1090.00	\$1330.00	\$1600.00
9 Feet Tall	\$690.00	\$870.00	\$930.00	\$1130.00	\$1190.00	\$1400.00	\$1690.00
10 Feet Tall	\$770.00	\$960.00	\$1050.00	\$1240.00	\$1290.00	\$1500.00	\$1790.00
11 Feet Tall	\$840.00	\$1060.00	\$1150.00	\$1370.00	\$1400.00	\$1600.00	\$1880.00
12 Feet Tall	\$900.00	\$1190.00	\$1260.00	\$1520.00	\$1530.00	\$1690.00	\$1980.00
13 Feet Tall	\$1095.00	\$1360.00	\$1460.00	\$1630.00	\$1760.00	\$1800.00	\$2095.00
14 Feet Tall	\$1195.00	\$1500.00	\$1600.00	\$1790.00	\$1830.00	\$1950.00	\$2195.00

VERTICAL ENDS OPTION PRICE ABOVE MULTIPLY BY 1.75

PRICES SUBJECT TO CHANGE WITHOUT NOTICE

Add \$175.00 Trip Fee on any go-back, add-on or drop off.

Buildings with leg height 13' or higher require mobile home anchors or asphalt anchors
For pricing on building with 14' legs or taller call office.

Frame outs:

Windows \$170.00, Walk-in doors \$180.00, Extra L&J trim \$3.00 per ft.,
Garage Door Opening: EACH ON END 6'-10' \$190.00
OPENING ON SIDE: up to 12ft wide \$250.00


*20 Year Limited Warranty on 12 gauge framing materials assuming regular care and maintenance given to building.

4 Extra Supports

Recommended 10-13' tall on concrete or ground. \$400.00




* Additional 45 Angle \$75.00 for each one
*30 Workmanship Warranty on all buildings, effective day of installation.



Connection Fees

Connections fees valid only if you are purchasing two building at the same line(not on existing building)
connection end to end \$100.00
connection side to side \$150.00

Windows  24"x36" \$220.00 ea.

Walk-in Door  32"x72" \$290.00 ea.

Add \$50 side fee

36"x80" \$320.00 ea.

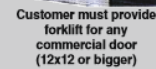
Garage Doors  6'wx6'h \$480.00

8'wx7'h \$540.00

9'wx7'h \$630.00

10'wx8'h \$720.00


10'wx10h \$815.00



Customer must provide forklift for any commercial door (12x12 or bigger)

Add \$200.00 Side Door fee (per each door)


Require Leg Height 1 Foot taller on end and 2 feet taller on sides.

Mobile Home Anchors  3/4"x30" \$35.00 ea

Asphalt Anchors  3/4"x30" \$35.00 ea

Extra Braces  2' long \$10.00 ea

3' long \$15.00 ea

Gable End (Per End)  12' - 20' \$250.00 ea

22' - 24' \$275.00 ea

26' \$375.00 ea

Extra Panels 36" Wide  21' long \$130.00 ea

26' long \$165.00 ea

31' long \$190.00 ea

Skylights 36"x96" \$150.00

Installation

*On roof- Has to be vertical
*On sides or ends - Horizontal or Vertical

Insulation available

Call for pricing

Welded Trusses  4' long \$25.00 ea

5' long \$35.00 ea

8' long \$65.00 ea

Extra Bow  12' - 24' \$250.00 ea

26' - 30' \$365.00 ea

(Add \$10.00 for each additional ft in height)