




NEIGHBORHOOD




Kaleidoscopes and Art Glass




“The Anniversary of Woodstock”







2019 Class Schedule

Wed., Thurs., Fri. and Sat.
October 16th, 17th, 18th, & 19th

	Artist	Class	# of Students	Time & Location	Cost
	Jerilyn Alderman & Randy Cribben “Beginning Marbles”	Learn to make spherical marbles out of borosilicate glass. We will be covering several techniques that can be admired through marble scopes or all on their own. All supplies are included in the class price as well as lunch. Students will be taking home at least 3 styles of marble in this class. No experience required. Minimum age: 13. No Sharing. To register: Email JeriLyn & Randy fcgstudio@yahoo.com	6	7 hours Wed 9am – 5pm Lori Riley’s Studio	\$225 (Fee includes lunch)
	Jerilyn Alderman & Randy Cribben “Beginning Pendants”	Learn to make pendants with perfect loops! Techniques covered will be anything from mushrooms and jellyfish to dichroic galaxy pendants and flowers. All supplies are included in the class price as well as lunch. Students will be taking home at least 3 made pieces from this class. No experience required. Minimum age: 13. No Sharing. To register: Email JeriLyn & Randy fcgstudio@yahoo.com	6	7 hours Thurs 9am – 5pm Lori Riley’s Studio	\$225 (Fee includes lunch)
	Jerilyn Alderman & Randy Cribben “Bottle Stoppers”	Learn to make glass bottle stoppers that will fit nearly any 750ml bottle. All supplies are included in the class price as well as lunch. Students will be taking home at least 3 pieces from this class. No experience required. Minimum age: 13. No sharing. To register: Email JeriLyn & Randy fcgstudio@yahoo.com	6	7 hours Fri 9am – 5pm Lori Riley’s Studio	\$225 (Fee includes lunch)

	<p>Jerilyn Alderman & Randy Cribben</p> <p>“Beginning Marbles”</p>	<p>Learn to make spherical marbles out of borosilicate glass. We will be covering several techniques that can be admired through marbles scopes or all on their own. All supplies are included in the class price as well as lunch. Students will be taking home at least 3 styles of marble in this class No experience required. Minimum age: 13. No sharing.</p> <p>To register: Email JeriLyn & Randy</p> <p>fcgstudio@yahoo.com</p>	<p>6</p>	<p>7 hours</p> <p>Sat 9am – 5pm</p> <p>Lori Riley’s Studio</p>	<p>\$225</p> <p>(Fee includes lunch)</p>
	<p>R Scott Cole</p> <p>“Kaleidoscope Design”</p>	<p>In a limited enrollment setting, the emphasis of the class will be on tips and techniques for designing and building kaleidoscopes. The result will be an etched brass scope with a ball-bearing turning end and interchangeable oil and dry sidelight cells. There will be special focus on how to design isosceles mirror systems, make oil cells that don’t leak, and create magic! All materials and lunch included in the class fee. Experience helpful but not required. Minimum age: 18. No sharing.</p> <p>To register: Contact Scott</p> <p>laughingeye@gmail.com</p> <p>(828) 734-9936</p> <p>(Please no phone calls from April 6th through May 10th as Scott will be out of the country. Emails are OK during this time.)</p>	<p>7</p>	<p>7 hours</p> <p>Thurs 9am – 5pm</p> <p>Fri 9am – 5pm</p> <p>Sat 9am – 5pm</p> <p>Lori Riley’s Studio</p>	<p>\$210</p> <p>(Fee includes lunch)</p>
	<p>Steve & Peggy Kittelson</p> <p>“Get in Gear Two”</p>	<p>Steve and Peggy will be teaching together again to guide you through creating a Steampunk-style parlor scope made from recycled transmission gears, and featuring a wood barrel turned from oak and walnut crotch pieces salvaged from trees that had suffered wind or insect damage. Peggy will guide you in making the flame-sculpted glass pieces for the oil-filled object cell using an oxy/propane torch. You can also bring your own objects to use in the cell. You will be turning the barrel and parts of the stand on a lathe and will then assemble them with Steve’s help. Several options for cutting the front surface mirrors will be discussed and then you will cut and assemble the mirror system. All supplies and tools will be furnished, not to mention all the information you can pick out of</p>	<p>4</p>	<p>8 hours</p> <p>Wed and Thurs 8am – 5pm Closed</p> <p>Fri and Sat 8am – 5pm Closed</p> <p>Mon and Tues 8am – 5pm</p> <p>Soiled Doves Studio</p>	<p>\$800</p>

		<p>Steve and Peggy's very experienced brains! This is a fun two-day class! Experience preferred. Minimum age: 16. No sharing.</p> <p>To register: Contact Steve & Peggy</p> <p>pegsteve@acegroup.cc</p> <p>(563) 423-7336</p>			
  	<p>Randy & Shelley Knapp</p> <p>"There's a Knapp for That"</p>	<p>Come and spend the day with Randy and Shelley Knapp and Steve Hopkins. This kaleidoscope class will take place at the home of Steve and Sherry Hopkins in Jerome, AZ. Through Steve and Sherry's generosity in the use of their home and studio, we are able to offer you the ultimate experience for hand turning your own kaleidoscope, creating your own mirrors and hand lampworking your own glass. Randy, Shelley and Steve have over 70 years of combined kaleidoscope making experience. We have been teaching this class for over 15 years and have refined it down to a delightful and memorable experience. We are offering students an interactive experience with well-seasoned artists. A day just for you to play and enjoy.</p> <p>You will learn basic woodturning skills while turning your own wood kaleidoscope barrel. You will learn the basic skills of lampworking on a bench torch while you create some glass pieces for your kaleidoscope. You will learn about kaleidoscope optics while assembling your own mirrors and complete the construction of your own kaleidoscope. Walk away with your own hand-turned wood kaleidoscope with a magnetic rotator mechanism which allows you to remove your object cell and change your pieces at will for unlimited interior designs. This allows you the opportunity to play with designing your own interior images. The class has been designed to teach you the basic skills you need to understand and create your own kaleidoscopes. The same principle applies to many medias beyond wood.</p> <p>No experience required. Minimum age: 16 yrs. No sharing.</p> <p>To register: Contact Randy & Shelley</p> <p>www.KnappStudios.com</p> <p>shelleyaknapp@gmail.com</p>	<p>10</p>	<p>6 hours</p> <p>Wed 9am – 4pm Closed</p> <p>Thurs 9am – 4pm Closed</p> <p>Fri 9am – 4pm Closed</p> <p>Sat 9am – 4pm Closed</p> <p>Hopkin's Residence</p>	<p>\$200.00</p>

   	<p>Sue Rioux "Trifecta"</p>	<p>(541) 412-1516</p> <p>This is a beautiful scope! It is 4" wide x 7-1/2" long and it has 3 different mirror systems and 3 connected oil-filled object cylinders. Students will learn to solder or will perfect their skills with tips from Sue's 40 years of experience. Students will fill 3 oil cylinders and assemble 3 different mirror systems. Sue will talk about cutting glass and mirror and will give a quick demonstration. This will be a fun and challenging class and students will leave with a beautiful scope! No experience required. Minimum age: 16. Sharing OK.</p> <p>To register: Contact Sue</p> <p>sueriouxdesigns@roadrunner.com</p> <p>(207) 229-7017</p>	<p>10</p>	<p>7.5 hours</p> <p>Thurs 8am – 5:30pm</p> <p>Fri 8am – 5:30pm Closed</p> <p>Sat 8am – 5:30pm Closed</p> <p>Mary's Studio</p>	<p>\$320</p> <p>(Fee includes lunch)</p>
 	<p>Marc Tickle "Disco Dandelion Too: Now a 5-mirror extravaganza!"</p>	<p>Designed exclusively for the Jerome 2019 kaleidoscope weekend, Disco Dandelion Too is a 5-mirror blooming bouquet of beauty. Its diversity of images is astounding to me and I'm excited to show you how it is made and show you how to make your own in this class. Students will learn how the design evolved and I will share my core philosophy when designing kaleidoscopes. Students will learn light-curing glue techniques and gain skills in precision assembly of multiple reflective surfaces. You will see just how uncomplicated the most complicated images actually are! No experience necessary. Minimum age: 16. No sharing.</p> <p>To register: Contact Marc</p> <p>scopes@onreflection.com</p> <p>text or phone (828) 301-7629</p>	<p>12</p>	<p>4.5 hours</p> <p>Fri 10am – 3:30pm</p> <p>Sat 10am – 3:30pm</p> <p>Location to be announced</p>	<p>\$250</p> <p>(Fee includes lunch & fizzy water)</p>



**Paula
Nadelstern**
“Opulent
Ornaments”

Get in touch with your inner embellisher. In this one-day workshop, you will have the opportunity to start two different size ornaments. One is a 6” ball covered in colorful kaleidoscopic fabric. The second is a 3” Christmas colored ornament. After covering the Styrofoam ball in gorgeous fabric (in the kit), you’ll use a simple, non-sewing technique to decorate a beautiful object brimming with beads and sequins, ready to display. You’ll learn to rely on the repetitive flow of shapes and colors to create this easy-to-make but visually complex object. All supplies provided. If possible, attendees are asked to bring a pair of fabric scissors. **No experience necessary. Minimum age 15. No sharing.**

To register: Contact Paula

needlestar@aol.com

20

5 hours

Fri 9am – 4pm

**Nellie Bly Party
Room**

\$85