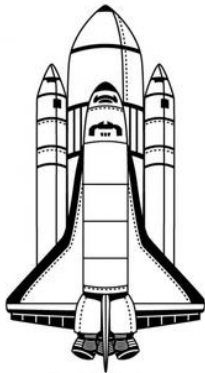


Where Quilts are Launched

Volume 14 Issue 1

April 2021



## Space Coast Quilters Newsletter 2020

### Officers

<b>President</b> Janice Brock	618-364-2463 <a href="mailto:janice.k.brock@gmail.com">janice.k.brock@gmail.com</a>
<b>1<sup>st</sup> Vice President</b> Doris Andera	407-716-9600 <a href="mailto:doris7911@att.net">doris7911@att.net</a>
<b>2<sup>nd</sup> Vice President</b> Gay Van Vorst	321-529-4282 <a href="mailto:gvv7644@yahoo.com">gvv7644@yahoo.com</a>
<b>Treasurer</b> Janet Romer	321-269-4009 <a href="mailto:jromer1592@yahoo.com">jromer1592@yahoo.com</a>
<b>Secretary</b> Katie Martin	513-293-1639 <a href="mailto:kiki989515@aol.com">kiki989515@aol.com</a>

### PRESIDENT'S MESSAGE: April 2021

How are all you FINE LADIES doing .....WE'RE BACK .....

Things are looking UP for Space Coast Quilters Guild. We are now looking at setting up a new contract with St. Gabriel's Episcopal Church. They have agreed, at this point, to open up their hall for our Tuesday morning and Tuesday evening Sit-N-Sew groups along with doing our 1<sup>ST</sup> Wednesday classes/workshops with some restrictions due to Covid. We are in talks with them opening up their Wednesday mornings to us for our meetings and our Sit-N-Sew's, also.

The Wednesday's morning Sit-N-Sew group is currently meeting at the far Pavilion at Sand Point Park behind the Marina. Please join us when you can.

First Baptist Church has indicated it may be late Fall at the earliest they may be opening their facilities for use, but not sure. If we contract with St. Gabe's, we will get whatever we still have at the Baptist Church and try to get it moved to St. Gabriel's.

The board officers will be having a Board Meeting on Wednesday, April 14, at the Pavilion at Sand Point Park at 9:30 a.m. to discuss where the Guild stands to date, looking at ideas to get some revenue coming in, etc. Anyone wishing to observe, or bring suggestions to the board, please join us.

Cecilia Reid, at Shipping Depot, has been selling space quilts, bibs, and microwave bowls, etc., helping us get by. Cecilia is needing some more space products, bibs, and microwave bowls. **Let's help her out ladies!!**

Gay Van Vorst is in charge of the classes/workshops, along with getting finished quilts that are not donation quilts, into the storage for selling. If you have suggestions to help us get more revenue, please talk to any of our officers and they will present to the Board.

We have our first class/workshop scheduled at St. Gabriel's on Wednesday, April 7, at 9:00 a.m. We only have 2 slots left for the class, so if you are interested, call Gay at 321-529-4282.

Hopefully, we will be getting together very soon. **I HOPE, I HOPE, I HOPE!!!!!!**



*Janice (Jan) K. Brock - President*



### **Helping Hands**

Laura Grimsley Long Arm Quilting 321-501-0679  
Candi Madison Long Arm Quilting 321-265-1999  
Karen Lee Long Arm Quilting 321-720-1584  
Janet Romer Labeling 321-269-4009  
Linda Smith Long Arm Quilting 321-267-4785

# HAPPY BIRTHDAY

<b>January</b> Jo C 16 <sup>th</sup> Rosemary E 11 <sup>th</sup> Eileen G 22 <sup>nd</sup> Ellen H 6 <sup>th</sup>	<b>February</b> Sylvia 15 <sup>th</sup> Juanita 15 <sup>th</sup> Connie D 24 <sup>th</sup> Joan F 19 <sup>th</sup> Karen L 14 <sup>th</sup>	<b>March</b> Denny B 17 <sup>th</sup> Carol H 25 <sup>th</sup> Pamela P 21 <sup>st</sup> Nancy R 28 <sup>th</sup> Judy R 6 <sup>th</sup> Brenda S 1 <sup>st</sup> Patsy T 11 <sup>th</sup>	<b>April</b> Pat D 7 <sup>th</sup> Sharon K 15 <sup>th</sup> Diane M 29 <sup>th</sup> Mona Lee M 5 <sup>th</sup>
--	--	---	--


**\*\*Help Needed\*\***

We are looking for someone to send out the monthly Birthday cards to the guild members. If you are interested, please let Jan Brock know.

## DONATIONS

6 baby quilts were given to St. Gabe's. They plan on using them by giving them to the baby's family when the babies are baptized. They will let Jan know what types of other quilts they will be needing.

Doris dropped this quilt off at aging matters for their March madness event. Size 56" x 72"



A note from Doris,

Thank you to all the members that continued to help us with the “for sale” items and the quilts for donation. Since the last list was compiled in October for the November newsletter, we have the following busy ladies: Eileen Gunter for adult bibs, table toppers, quilts, and aprons. Cecilia for working tirelessly to help us sell items. Dory Grimshaw for making quilts from a large box of flannel that Karen Martin cut into 5 inch squares. Katie Martin for making Christmas stockings, bibs and pillowcases. Janet Harrison for taking another box of Karen Martin’s 5 inch cuts of cotton and making bed size quilts. Judy Weatherbee for making the Christmas table toppers and decorations. Mona for the aprons & bed size quilts. Linda Smith for the stuffed critters, table toppers and all that machine quilting. Karen Lee for the neck scarf and the donated machine quilting. June for putting on labels and hand sewing the bindings. Karen Martin for the bright quilts out of her bottomless stash. Janet Romer for helping me use up donated fabric, her fabric and my fabric by making many beautiful quilts of all sizes, table toppers, masks and always willing to go the extra steps to accomplish projects. Joyce Tesdall for helping with the running of the items between our members and putting on bindings.

Call me If you are working on putting together an item for a donation and are in need of small pieces of binding or backings that we can pull from the stash that I have.

Should any of you decide to clean out some of your fabrics, let us know, we can help and would appreciate any donations.

Stay safe.

Doris



© Mark Parisi, Permission required for use.

# April Class

4/7/2021 9:00 am at Saint Gabriel's Church

14 Pine St, Titusville, FL 32796

## Cherry Pickin' Pattern



**\*\*2 spots still available\*\***

Supplies Cherry Pickin' Class April ~~7~~ 7, 2021


To make table runner 42 5x5 squares  
1 yard white  
½ yard binding  
1 ½ yard backing

OR to make one "plate"  
18 5x5 squares  
White background at least 15 x 15"

Usually sewing supplies - iron, cutter, mat, machine, thread and  
DOUBLE WIDE 4 PATCH DRESDEN TEMPLATE available at quilts and  
lace or online.

## Pre work for class

- Sew 42, 5 x 5 - inch charm squares into 7 rows of 6 squares each. Sew rows together as shown below.
- Align the Double Wide 4 Patch Template on the intersection of four charm squares, starting in the upper left corner. Cut around the template, being careful not to cut too far beyond the template. Continue cutting rotating the template as shown for a total of 30 wedges.



Newsletter Editor Katie Martin 513-293-1639 [kiki989515@aol.com](mailto:kiki989515@aol.com)

Space Coast Quilt Guild Address P.O. Box 2996 Titusville, FL 32781-2996

Facebook <https://www.facebook.com/spacecoastquilters/>

Website <http://www.spacecoastquilters.com/home.html>