

NOMAC NEWS

Volume 6, Issue 5

May 2019

The NORTHERN OHIO MODEL "A" CLUB is a Region of the [Model "A" Restorers Club \(MARC\)](#) and a Chapter of the [Model "A" Ford Club of America \(MAFCA\)](#).

The NOMAC is a family oriented technical club, founded to share restoration and repair knowledge and experience among its members. We show our cars and drive them as well. Several NOMAC members have written extensively on various aspects of restoration. The club maintains a collection of special tools for the Model A, which are available to all members. NOMAC meets once per month in suburban Cleveland, Ohio. The focus of each meeting is a technical seminar, in which an experienced member or a guest speaker presents a how-to demonstration of some phase of Model "A" Ford restoration or repair. Meeting announcements and club news are contained in its monthly newsletter.

NOMAC Officers for 2019

President	Bill Mann	440-653-7052
Vice President	Jamie Holzheimer	440-321-1156
Secretary	Josh Madden	330-283-1623
Treasurer	Jon Peterson	330-653-6710
Librarian	Chris Wolf	440-254-3479

NOMAC Trustees


Grant Krueger	440-237-6696
Steve Lambert	440-236-5981
Ken Kovach	216-267-9733
Jerry Siracki	440-636-3623
Chris Wolf	440-254-3479

People to Contact

NOMAC News / Website	Josh Madden	330-283-1623
Good and Welfare	Open	
Senior Club Advisor	Jon Peterson	330-653-6710
Technical Director	Ken Kovach	216-267-9733
MARC Director	Ken Kovach	
MAFCA Director	Josh Madden	
Swap Meet	Jerry Siracki	440-636-3623
Tool Steward	Jerry Siracki	440-636-3623

NOMAC Website:

www.northernohiomodela.com



Technical Sessions Scheduled

January	Electrical
March	Travel Toolbox
TBD	Brakes
TBD	Rear End

2019 NOMAC Monthly Meetings and Events

January 21	NOMAC Meeting
February 16	Crawford Auto Museum Tour
February 18	NOMAC Meeting
March 14-17	Piston and Power Show
March 18	NOMAC Meeting
April 15	NOMAC Meeting
May 18	Amish Tour
May 20	NOMAC Meeting
June 18	NOMAC Meeting
July 13	Model T Club Cookout
July 15	NOMAC Meeting
TBD	Summer Picnic
August 19	NOMAC Meeting
TBD	National Model A Day
September 16	NOMAC Meeting
October 21	NOMAC Meeting
November 18	NOMAC Meeting
December 16	NOMAC Meeting

Madden's Muffler – Puffing out Model A Thoughts

Ok, I won't say this too loudly, but I think that spring has finally "sprung"! I love this time of year, but it can be stressful. Between trying to keep up and made headway with yardwork, cleaning out the house and garage from a long winters hunkering down, to chasing around a 3 year old on a tricycle, there doesn't seem to be much time to wrench on a 90 year old car. That being said, my progress has been slower than I would like, but I have been very happy with the results.

As I mentioned last month, I was completely rewiring my car. Initially, I was very nervous to start the process, as I wasn't going the stock route. Rather, I added a master kill switch, turn signals and fuse block. Well for those of you that have been nervous to jump into your wiring....I say go for it! It wasn't bad at all once I started digging in. Obviously having an awesome club to rely on for assistance was crucial.....case in point was my dome light. Thanks to Ken, I was able to figure out how to get it to work. The Victoria now has 100% new wiring, with LED turn signals/brake lights, LED third brake light AND LED headlights! I haven't gone all millennial on you guys and gals and installed a USB phone charger, but I will just say that I have an extra fuse available on the fuse block.....

Next up on my project list is to fix an exhaust leak, figure out why my carb is STILL LEAKING, and install seat belts. For those that have installed lap belts, I would be interested to know how you have done it. I've read a lot of different things on the interwebs and am curious how the pros in our club have done it.

Saturday is our annual Amish dinner....definitely looking forward to it. I am going to fast all Saturday in order to have an empty stomach for the 5pm dinner bell! Thanks to Jerry for planning this event as it is a huge hit every year! I'm not sure what car I will be brining (won't be the Vicky), but regardless, I will bring an appetite!

-Josh

P.S. If anyone has a Zenith that they know works and wants to sell, I will probably be interested!



"A" thought from Bill

It seemed like spring would never come this year, but finally a forecast of temperatures in the 70's is in view just in time for our spring tour. The annual Amish country tour and dinner has been set up again by Jerry Siracki for this Saturday, May 18th. The tour leaves from Sunrise Farms on Rt 87 (Kingsman Rd) just West of Burton at 1:00. Everyone is welcome to join in the tour with or without a Model A and even if you are not joining us for Dinner. I talked to Jerry and he has numerous interesting Amish related stops on the route. Dinner follows at Marianne Brinker's house (7925 Parkman-Mespo Rd.) at 5:00 for those who reserved with Jerry. This is the same place we had dinner last year and parking (including trailers) is available just across the road at the pallet factory. On behalf of all NOMAC members I would like to thank Jerry for the effort he has put into this event!

John and Pat Peterson will be representing NOMAC at the MARC national event in Elkins, West Virginia next week and will be traveling this weekend. My hat is off to John for making cross country trips in his 1928 Phaeton. Safe travels John!

In other news, Ken Kovach and I attended the 2020 Piston Powered show "Stakeholders Meeting" April 11st. This year's theme is "All Roads Lead to Cleveland" and is also loosely tied to the NCAA "March Madness" games to be played in Cleveland. Ken is already full speed ahead with great ideas for the NOMAC booth.

I'm looking forward to seeing you at the Amish Dinner this Saturday and the club meeting on Monday.

Bill

Upcoming Events

- May 18 – Amish Spring Tour and Dinner
- May 20 – NOMAC Meeting – Walton Hills Community Center
- June 18 – NOMAC Meeting – Walton Hills Community Center



March NOMAC Meeting Minutes

April 15, 2019 NOMAC Meeting Minutes

Meeting Started at 7:00 PM


Location: Walton Hills Community Center

Members Present – 18 members

Began with introductions

- Treasurer's Report
 - Received \$500 from winning 2nd place at Piston Powered Show for Best Club Display
 - Club value currently stands at \$8,603.46
- 2019 NOMAC Calendar of Events
 - Spring Tour – Jerry
 - May 18 and same route as last year
 - Will stop at small Amish buildings along the route
 - Amish Superstore
 - Housewares store
 - Amish supply house
 - 5/25 Civil War reenactment at Century Village
 - 10am-3/5pm
 - Summer Picnic – Ken
 - 7/13 or 7/20
- 2020 Piston Powered Show
 - “All Roads Lead to Cleveland” theme
 - Please think about what we could do as a club display
- Updates
 - Josh received an award from MARC for the monthly newsletter
 - Website has been totally upgraded.
 - Please check it out and see what you think!
 - www.northernohiomodela.com
- 50/50
- Tech Session – Show and Tell
 - Otwell Health Heater
 - LED headlights
 - John Deere Corn Head Grease
- Meeting adjourned at 8:45





71,643 OTWELL HEATERS
sold by FORD dealers in 90 days

There's a handsome profit for you in every OTWELL heater

IT'S a great seller with no sales resistance; a real profit maker. Last fall in 90 days, 71,643 OTWELL Health HEATERS were sold through Ford dealers. The margin of profit is attractive, and every OTWELL Health HEATER sold makes a warm friend and a booster for more profitable sales.

The OTWELL Health HEATER is a well designed heater. It is cast in one piece and replaces the exhaust manifold on models A and AA Fords. It is easy to install, needs no servicing, never rattles and gives an abundance of heat at all temperatures.

Leading Ford dealers are preparing for a big drive this season. Many will sell the OTWELL Health HEATER for Fords exclusively.

If your order has not yet been placed with an OTWELL distributor, we suggest that you do so at once.

THE OTWELL COMPANY
 FULLERTON AVE. AT RUTLAND, DETROIT, MICH.



Retail
 price
\$10.00
 NOT
 INSTALLED

For FORD Models A and AA

OTWELL *Health* **HEATER**

SOLD ONLY THROUGH AUTHORIZED FORD DEALERS

Champion 3X Spark Plugs for 1928-1931 Model A Fords

Left: New Old Stock -- Right: Reproduction (1960s and later)



Differences between the NOS and Reproduction Plugs:

3X on the Porcelain of the NOS plug has a rounded top 3; the repro plug has a flat top 3.

Knurling on the base of the NOS plug goes all the way to the bottom; repro plug knurling does not.

NOS box has red end flaps and does not mention Model B; repro box has blue end flap and mentions A, B.

NOS box front says "Dependable"; repro box front says "Guaranteed Dependable".

Photo by Rick Black, 2009



Did You Know?

MAFCA offers a special membership for students?

Get the information at:
mafca.com/membership.html

Model A Fashion

Added at the end of the newsletter

Website Update

Our website at www.northernohiomodela.com has been completely updated. Please go check it out and let Bill or me know what you think! If you have any ideas or suggestions, please don't hesitate to let us know. It is now at a point that I can update it fairly quickly → so if you have pictures, events, articles, stories, etc. that you would like to post....SEND THEM MY WAY! Our website is one the best ways we can attract people to our club and our As! Like it or not, but in today's world you have to have a good webpage. I think ours is trending upward, but it still can improve, so keep the ideas and information to post coming my way. You will never hear me complain about having TOO much information to post on the site! I will also be posting old issues of the newsletter on the site as well, so if you misplace your copy check out the site, maybe it's out there.

-Josh

NOMAC Classifieds

Wanted

Rear fenders for a 1929 Tudor – possibly front fenders also. Contact Jerry at 440-636-3623 NO TEXTS
Model A to make a speedster – contact Josh Madden at 330-283-1623

For Sale

1952 F2 – complete truck, disassembled – with title and flathead. \$2,000. Located in Milwaukee Contact Jan 920-655-4839

1929 Model A Roadster – The odometer shows 946 miles since restoration. \$17,000 Contact Ron Moskowitz 440 247-5662

Welcome New Member!

Welcome to NOMAC Derek Meister!



Services Offered

Need some work done on your Model "A"? Here is a list of businesses and/or people who are known entities and have been recommended by club members. These services are tried and true. Have you had good service?

Please add to the list so that we all know where to go!

PARTS

- John Holland 7208 West law Rd. Valley City Oh. 330-483-3896
 - Carburetors, Model "A" Parts
- Gene Brolund, 131 Singer Ave, P.O. Box 224, Grand River, Oh 440-352-8005
 - Steering boxes, carburetors, windshield wipers, others
- Paul Eippert, Model "A" Parts Mineral Ridge, OH 330-652-0038
- Snyder's Antique Auto Parts, 12925 Woodworth Rd 888-262-5712
New Springfield, Oh 44443
- Bratton's Antique Auto Parts, 1606 Back Acre Circle, 301-829-9880
Mount Airy, MD 21771
- Mac's Auto Parts, 6150 Donner Rd., PO Box 238 877-220-8230
Lockport, NY 14095

SALVAGE

- S & W Auto Salvage 10635 Shanks Rd, Garrettsville 330-307-3139
 - Specializes in 1920s, 30s, 40s, 50s automobiles and trucks
- Budds Auto and Truck 2350 SR 14 Deerfield, OH 44411 330-947-2002
 - Parts '59 and older whole cars and trucks

RESTORATION AND MECHANICAL WORK

- Don Davison, 11408 Wheeler Rd. Garrettsville, Oh 330-357-6290
 - All aspects of restoration body, engine rebuilding
- Zembur Enterprises Mechanical Work, N. Lima OH 330-549-3605
- Matlins Transmission, Aurora Ohio contact Matt 330-562-6734
- CAE-- Certified Auto Electric, 225 Northfield Rd., Bedford Ohio 888-597-8278
- Buckeye Auto Electric, Painesville, OH, Joe Mazzone 440-354-2060
 - Specializing in antique autos, Model "A"
- Integrity Auto Care, Akron, fixing horns Philip Evans 330-689-2100

UPHOLSTERY

- J's Upholstery, 6865 Tallmadge Rd., Rootstown, Ohio 44272 330-325-1610
- Sutton Upholstery Jim and Ike Sutton 3505 North Ridge Rd. Perry, Ohio 440-361-0049
 - Good quality, reasonable auto upholstery
- Portage Trim, 3097 Ohio 59, Ravenna, OH 44266 330-296-5511
- Sullivan Upholstery LLC, 12 TWP. Rd. 1281, New London, Oh, 44851 419-929-1400

PAINTING/PINSTRIPING

- Chip Judd, pin striping on cars. 4296 East River Rd. 440-258-1075
Sheffield Village, Ohio 44054
- Custom Paint and Detail, painting and Pin striping, Matt Smith 330-571-4595

SANDBLASTING/POWDER COATING

- Summit Powder Coaters, 619 S. Van Buren av. Barberton, OH 330-753-7040
- Diversified Maintenance—Sandblasting Michael Molnar 330-549-3605
N. Bloomfield, OH
- Custom Sandblasting and Priming (Summer only) Daniel Gingrich 330-565-2618
16640 Madison Rd. (SR 528) Middlefield, Ohio 44062 440 548-5866
- Backwoods Blasting and Powder Coating, Kent, OH 330-678-0048
Ask for Doug

INSURANCE

- Hagerty Insurance, Contact Jim Englert, Kim Todd 419-271-3835
419-271-0049

OTHER

- Ameriprint, Printing, copying and graphics, Olmstead Falls 440-235-6094
Contact Tony Caterino
- License plate restoration Joe Ledford, 3 Ledford Ln, P. O. Box 83 H 919 365-7176
Wendell, NC 27591-7207 jlaverne@bellsouth.net C 919-271-1197

PAJAMAS

By Lois Przywitowski

“Because they have grace and chic --- because they are equally practical and comfortable -- pajamas are the outstanding and best-beloved of all fashions. The little girl, the dignified hostess and her youthful guests . . . all attire themselves smartly for almost every occasion in these smart new designs.” Pictorial Review, June 1931

Pajamas have a long history in clothing. According to Wikipedia the original pajama was worn by both sexes in South and West Asia. It was known as *paijama*, a “loose, lightweight trouser fitted with drawstring waistband.” The word *pyjama* or pajama derives from the Persian word *payjameh*.

The British adopted the pajama during the period of their expansion, adding a top and jacket. By the Model A era, the pajama was worn for beach wear, sporting activities, entertaining at home, and dancing, as well as sleeping and lounging.

The following images show the many styles and uses of the pajama.



These smart two-piece pajamas could be purchased with or without the Coolie Coat. Both the pajamas and the coat were made from knitted Rayon Jersey, hand-painted and guaranteed washable.

The pajama top is a contrasting color slipover with matching trouser trim at the neckline, arm holes and lower edge.

The trouser legs have contrasting trim to match the top.

The Coolie Coat features contrasting color trim around the sleeves and the entire coat.

As a set, it makes a lovely negligee or lounging ensemble.

National Bellas Hess, F/W 1928-29

PAJAMAS




The pajama on the left is for girls, aged 6 to 14 years. These two-piece pajamas are made from knitted Rayon, in a solid and printed design. The trousers have an elastic waistband and matching trim. The slip-on top is trimmed with matching trouser material.

The striped pajama on the right is made of Windsor Fancy Cotton Flannel, perfect for cold winter nights. The trousers are full-cut, with a drawstring at the waist-line. It came in bust sizes 34 to 44.


National Bellas Hess, F/W 1928-29

The 1931 Spring and Summer *National Bellas Hess* Catalog includes these fancy print pajamas. According to the catalog, ***“Up-to-date women all over the country have discovered the enormous chic and great convenience of Pajamas like these. They’re swaggerly cut with the new flared trousers and have a cunning blouse to tuck into the yoke top trousers.”*** Harmonizing solid tone fabrics are used to trim both the blouse and the trousers. An all purpose Pajama, meant for lounging, gardening or working about the home. They are made from vat-dyed cotton broadcloth, in Women’s and Misses sizes.

National Bellas Hess, S/S 1931



PAJAMAS




This smart Paris ensemble, shown in both a front and back view, features front fitted yoke trousers, beach jacket and hat. The blouse is described as a bathing suit. The front and back views display the use of contrasting materials.

McCall's, May 1930, Pattern Number 6044

This, too, is McCall's Pattern Number 6044, with a much clearer view of the bathing suit top. According to *McCall's*, "**the trousers may be cut very short.**"

McCall's, May 1930



PAJAMAS



Contrasting appliqués show off this stylish beach ensemble. It consists of trousers, blouse, jacket and hat. The yardage requirements for each ensemble in a size 36 follow:


Left – 4 ½ yards dotted fabric; contrasting bands, 5/8 yard; hat, 7/8 yard; all 39-inch wide material.

Right – white, 4 yards; blue 3 ¼ yards, red 1 1/8 yards; all 35-inch wide material.


McCall's, May 1930, Pattern Number 6069

“Pajamas, not content with capturing lounging, teeing, and dancing honors, invade the sports world in this swagger, well-tailored model...We adore the short trouser length...The pajama takes on a new role and might easily be confused with a sports frock.” The smartly tailored button top sets off the shorter trousers. It is designed for sizes 14 to 42. *Pictorial Review*, July 1931

“Even if you confine your dress prints to small figures, you will want to find a gorgeously colored and strikingly patterned print for these pajamas with slim smart hips and graceful long lines.” *Pictorial Review*, July 1931, Pattern Number 5725



PAJAMAS



This formal pajama, just right for entertaining, features a contrasting bell-sleeved jacket.

Pictorial Review, June 1931, Pattern Number 5668

Straight from Paris, this graceful, floral, print pajama is perfect for formal evening wear and dancing. Designed for sizes 14 to 42, size 16 requires 5 $\frac{3}{8}$ yards of 39-inch print.

Pictorial Review, June 1931, Pattern Number 5668

This formal pajama ensemble is just right for entertaining. The pajama is set off by a sheer bell-sleeved wrap. The graceful hemline of the wrap begins above the knee and tapers beyond floor-length. Designed for sizes 14 to 42, size 16 requires 4 $\frac{7}{8}$ yards of 39-inch material and 5 $\frac{3}{8}$ yards of sheer fabric for the wrap.

Pictorial Review, June 1931, Pattern Number 5479

