



THE CORSAIR

IPMS Phoenix / Craig Hewitt Chapter

President's Message

This month there are a lot of things to discuss.

1. **First is the election of officers for 2020 through 2021.** Up for election/reelection are the President, Vice-President, Secretary and Member-at-Large. The Treasurer may continue in the position if desired.

President – The President shall serve as the Chief Executive officer of the Chapter and shall preside at all Chapter and Executive Board meetings.

Vice-President – The VP shall perform Chapter related duties as may be assigned by the President or Executive Board. This position currently conducts the raffles at the monthly meetings, Holiday Party, and ModelZona.

Secretary – The Secretary shall keep a record of the proceedings of all meetings of the Chapter and other matters needing a record of the proceedings as requested by the Executive Board. The Secretary shall serve as Chapter Historian when no other member fills that position.

Treasurer – The Treasurer shall be responsible for the Chapter treasury, keeping regular accounts in books belonging to the Chapter.

Member at Large – This position shall meet regularly with the Executive Board for planning and executing programs for the good of the Chapter. The Member at Large will act as the voice of the membership at the Executive Board.

Process: At the September meeting a nominating committee will be formed. This committee will gather names of those interested in running for the above elected offices before the October meeting. Final nominations will be presented and nominations from the floor accepted at the October meeting. Elections will be held in November by secret ballot. Newly elected officers will assume their office on January 1, 2020.

2. **Second is some updated information on ModelZona.** The new venue, approved by the membership at the July meeting, is the Red Mountain Community Church. Over forty vendor tables have been sold already for ModelZona this year. The final table configuration is still under development. The date for ModelZona this year is November 2, 2019. There is a flyer with the location and active hours on page 22

We will be responsible for all clean-up after the event and will need volunteers to help with that and other areas during the show.

We also need trophy package sponsors. So donate to help keep the cost of trophies to the Chapter low. A form for the trophy package is contained in this Corsair on page 22

We are planning to have about 40 items available at the raffle. This includes Special raffle items in Armor, Aircraft, and Ships. Gundam kits will also be part of the raffled items this year.

THIS ISSUE

August Competition Photos.....	4
August Raffle Winners.....	6
Brengun 1/144 Renault FT-17 Tank.....	8
"Red Tail Muatangs" Mark Rossmann ..	11
Club Contest Themes.....	16
Editors Corner.....	17
Secretaries Minutes.....	23
Club Meeting Calendar.....	25
Raffle Update & Upcoming Events.....	26
Website References	28
Contest Points Overview.....	30



THE CORSAIR

IPMS Phoenix / Craig Hewitt Chapter

3. Member Give-backs. As discussed earlier this year, the Chapter would like to give back to the membership. There are a couple of ways this may be done.

First is through a discounted cost for new shirts. A small survey is contained in this Corsair (see next page) asking what kind of shirt you might want or if you do not want another shirt. The survey will help us get pricing for the most popular type of shirt.

Second is reduced/no cost food for the Christmas dinner. We could have it catered in at the monthly meeting location for free, or at a banquet location at a reduced cost from the menu price.

One of the models in the raffle this month is the brand new Tamiya 1/48 scale P-38F/G Lightning. This is an excellent kit and is not yet available to the public. This model was obtained at the IPMS National Convention through a lottery draw. It is offered in this month's raffle. As it is a special it is \$1 a ticket ie not 6 for \$5.

Craig Brown won the model contest last month with his SAS Jeep Africa Long Range Patrol in the Autos, Cars, trucks and SUVs category and his Panzer Hummel WWII mobile Gun in the Display Category. These were very nice models.

This month will be Hollywood related models. It should be interesting.

Keep building and bringing in the results.



THE CORSAIR

IPMS Phoenix / Craig Hewitt Chapter

Shirt Survey

These are the shirt options available if you are interested in obtaining a new shirt.

- 1. T-shirt**
- 2. T-shirt with a pocket**
- 3. Polo shirt**
- 4. Polo shirt with a pocket**
- 5. Bowling/golf shirt**
- 6. No more shirts**

Email Don at snpcw13@gmail.com with your choice

Competition (Autos)




Winner—Craig Brown



Display Models



August Raffle Winner



Only one item in the August Raffle as it was the club swap meet and guess who won it



tru-color paint
Paint & Accessories

When Only the **TRUEST** Color Will Do!

Here's the new product information for the military, structure/infrastructure, and automobile paints for September & October. Also, we may have an announcement for those that model WWI equipment.

SEPTEMBER

Military

1. TCP-1052: Royal Navy (RN)- Pink
2. TCP-1053: RN- Western Approaches Blue, 1941
3. TCP-1054: RN- Western Approaches Green, 1941
4. TCP-1055: RN- Semtex Cream, 1939-1941
5. TCP-1056: RN- Corticene, 1939-1941
6. TCP-1065: RN- Semtex Green, 1939-1941

Automobile

1. TCP-794: Dunkelolive Metallic- for 2008-2012 Porsche
2. TCP-797: Eisblau Pearl- for 2008-2012 Porsche
3. TCP-798: Yachtingblau Pearl- for 2008-2012 Porsche

Structure/Infrastructure

1. TCP-445: Matte Roof Lime Green
2. TCP-446: Matte Desert Sand

OCTOBER

Military

1. TCP-1057: RN- G5, 1942+
2. TCP-1058: RN- G10, 1942+
3. TCP-1059: RN- G20, 1942+
4. TCP-1060: RN- G45, 1942+
5. TCP-1293: Royal Air Force (RAF)- P.R.U. Blue
6. TCP-1314: RAF: Matte Yellow

Automotive

1. TCP-779: Indianapolis Rot Pearl- for 2008-2012 BMW
2. TCP-780: Sepang Silber Pearl- for 2008-2012 BMW
3. TCP-781: Monaco Blue Pearl- for 2008-2012 BMW

Structure/Infrastructure

1. TCP-449: Matte Exterior Wall- Granada
2. TCP-450: Matte Exterior Wall- Mariposa

We had a number of people at the national ask for the modern version of the anti-fouling (A/F) red that is used on current USN ships. I have the data for the US Coast Guard A/F Red, and am trying to track down which FS number the US Navy is currently using (apparently, its copper-free, so it doesn't hurt marine life....)

Brengun 1/144 Renault FT-17 Tank
Jim Pearsall IPMS 2209

The vehicle:

The Renault FT (the 17 was added after World War I) was the first modern tank to reach production. The big advance over previous armored vehicles was the armament in a fully rotating turret, which allowed the tank to shoot without maneuvering. There were over 3,000 FTs built in France during the war, and there were 950 M1917 light tanks built in the United States. None of the US built tanks were completed in time to see action in the war, but France lent 144 FTs to the US Army in mid-1918.


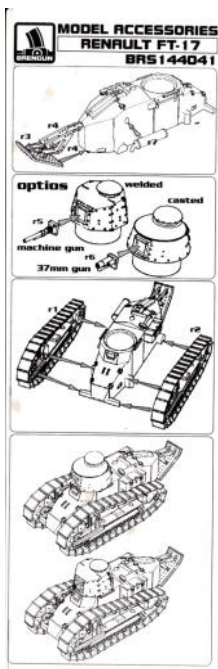
There were many users of the FT, including Afghanistan, where 4 were discovered by US Forces in 2003, Belgium, Brazil, China, Croatia, Czechoslovakia, and 19 others, including Nazi Germany.

The Kit:



This is a tiny vehicle in 1/144, smaller than the US Staff car I built recently. The kit is 100% resin, with no PE or plastic. The hull is one piece, there are 2 turrets, the cast and welded, the tracks, two gun choices, 37mm cannon or machine gun, the exhaust and the rear tail with 2 supports.

There are decals for two German, two French and one US tank.



Brengun 1/144 Renault FT-17 Tank

Jim Pearsall IPMS 2209

Assembly:

Most of the time of the assembly consisted of cutting or sawing the parts off the pour blocks. The turret and hull required some careful sawing, and the tracks required cutting with a #11 blade. I cut the rear tail and hull first, and assembled them. This turned out to be an error, as during painting, the tail came off. I also cut out the tracks.



Painting:

I chose the US Army version. The color scheme is overall sand with green splotches. I airbrushed the sand, and brush painted the green. I painted the track assemblies and the turret at this time. The instructions give only the left side of the tank. I found an online build article for a larger model of the FT and used their paint job as my pattern.

The tracks were painted using Model Master Burnt Metal, which has a nice darkish metallic look.

I now put the turret on, using white glue.



Brengun 1/144 Renault FT-17 Tank
Jim Pearsall IPMS 2209

Decals

There were only 3 decals for the US tank, all on the turret. The decals behaved nicely, came off the backing sheet fairly fast, and stayed where I put them, but allowed some adjustment.

Final Assembly

Once I had the decals on, I put the tracks on, added the gun to the turret, and installed the exhaust. I then reinstalled the rear tail.

Overall Evaluation

Recommended. The model is nicely done, and worth the extra effort of working with the resin parts. This month's IPMS Chapter meeting had the theme of "armor". And I had the smallest tank on the table. Nevertheless, it got some attention, as WW I armor is pretty rare. I'm happy to add this to my collection of 1/144 vehicles.

Many thanks to Brengun for this really interesting and well done kit. And thanks to IPMS USA for allowing me to review it.



Red—Tail Mustangs 332nd Fighter Group By "Mark L. Rossmann"

The Red-Tails, Tuskegee Airman, Germans named them "Schartze Vogelmenschen" the "Black Birdmen", American Bomber crews revered them as the "Black Redtail Angels", or by their own account the "Spookwaffe" or "The Lonely Eagles" because of isolationism and bigotry. Whatever you called them; this unit was unique in the AAF as being the only all "Negro" Fighter Group in WWII.

This is my opinion and does not represent this club; the pilots of the 332nd FG were as good and no worse than any other Fighter Group or pilot in the European Theater, their claim to fame is that they never lost a bomber in their care.

What made them stand out was not the color of their skin, but the perseverance to fly combat missions, to be a support unit that kept the fighters flying and to prove they were worthy for the mission given them.



The unit commander was the person to follow, setting the requirements, the mission and the expectations of the unit. Just like Doolittle, Egleston, Zemke the command of Col. Benjamin O. Davis, the 4th African American to graduate from West Point, did just that. His edict, "Your job is to protect the bombers and not go chasing Messerschmitt's for glory", the 99th, 100th, 301st and 302nd fighter Squadrons did that, no bomber they escorted were lost to enemy fighters.



Red—Tail Mustangs 332nd Fighter Group By "Mark L. Rossmann"

Col. Davis eventually become a Lt. General, with many commands, during his 38-year career in the Air Force, he fought in North Africa, Sicily and Europe.

America was heavily segregated as WWII erupted, with Roosevelt declaring the United states would be "Fortress America", the last bastion of freedom for all people or was it? The AAF believed that no negro could learn to fly, but the N.A.A.C.P., the Black Press, members of Congress and the White House believed otherwise. The War Department relented and considered it doomed to failure, equal in rank but not equal in privilege.

Tuskegee Alabama was chosen, far from the center of things, graduating 992 pilots, trained and developed the support personnel needed to form combat units.

The unit was sent to the MTO with P39's, P40's, then P47's for a short time and finally transitioning to the P-51's in late June of 1944.

In my review of articles and books, especially the chapter in "Osprey Aircraft of the Aces #7", in my opinion, I believe there were pilots who achieved "Ace" status only to have the AAF review and reduce kills to shared to prevent a "negro" pilot from becoming an Ace. In other instances, sending pilots home with 4 kills as to not achieve "Ace" status, to me these were very wrong.

In the end the 302nd FG did their job:

- Flew escort missions to Germany, Czechoslovakia and Austria

- Participated in Ploesti Refinery raids

- Only outfit to fly four types of aircraft in combat in the MTO

 - P-39, P-40, P-47 and the P-51

- Only group to sink a destroyer, with fighters, in Europe.

- Over Berlin on March 24th 1945, Lt. R Brown, Lt. R Williams and Lt. S Watts each scored a victory over an Me 262. Two Me 262's and a Me 163 were claimed as probable's, three Me 262's claimed damaged. Three "Red Tails" were lost.

- 445 fighter pilots flew 15,553 sorties in 1578 missions with the 12th and the 15th AAF.

- Over 750 medals were awarded; The pilots won 1 Silver Star, 150 Flying Crosses, Legion of Merits and Red Star of Yugoslavia

- 66 "Tuskegee Airman" are buried on foreign soil.

- In 1949 the 332 FG won the Air Force National Fighter Gunnery Meet, with Harry Stewart as one of the members, he had dispatched 3 Bf 109's 5 years earlier.

When the war in Europe ended, the 302nd FG was slotted to go to the Pacific, thankfully Japan surrendered bringing 6 years of war to an end.

Red—Tail Mustangs 332nd Fighter Group By "Mark L. Rossmann"

Decals and Model:

This P-51 comes from the AeroMaster Decals 48-244 "Tuskegee Airmen "Spoofwaffe". Model is a Tamiya, 1/48, P-51D. Tamiya Silver TS-30 rattle can was used along with the Tamiya Yellow, Olive Drab and Red spray.

"Little Freddie" was flown by Lt. Freddie Hutchins, 302nd FS, trim tabs yellow for the squadron.



Graduation Date: 4/29/43; Class SE-43-D; From Donaldson Ca.;
Downed a Bf109 on 7/26/1944.

Red—Tail Mustangs

332nd Fighter Group

By "Mark L. Rossmann"

In the set is an overview of this group, after a lack of recognition, in 1972 the Tuskegee Airman, Inc was formed as a non-political, non-military, non-profit entity. The group, as of 1996, had awarded scholarships of nearly a half million dollars to young American college students, without regard to race, religion, sex or creed.

The "Redtail Project" was formed by Mr. Don Hinz, it's purpose to

- Restore a P-51C

- Develop Educational Outreach

- Create an enduring fund to support these initiatives.

It was located at Fleming Field, S. St. Paul, by the American Heritage Foundation.

Taken from Wikipedia:

After noting the P-51C was in need of restoration, Don Hinz, a retired Naval aviator, channeled his energy and talents into the restoration and helped found the Red Tail Project, now known as the CAF Red Tail Squadron, along with members of the CAF Minnesota Wing. Originally, the restoration was attempted at Fleming Field in South St. Paul, Minnesota. After soliciting the assistance of outside contractors from North Dakota, the aircraft was airborne in May 2001 more than 45 years after it had been in service. The P-51C, which was named "Tuskegee Airmen", was included in numerous air shows to tell the history of the pilot group. From May 2001 to May 2004, the aircraft flew before more than an estimated three million people. Hinz envisioned an educational program based on the restored aircraft and set a goal to get the lessons of the Tuskegee Airmen into every classroom in America.

Unfortunately, at a great loss to the organization and entire aviation community, Hinz lost his life in an accident caused by an engine malfunction of the Tuskegee Airmen at an airshow in 2004. At an airshow in Red Wing, Minnesota, the camshaft drive of the Rolls Royce Merlin engine failed. Although Hinz successfully landed the aircraft between two houses in a residential suburb, both wings were ripped off and the body was badly damaged. A tree damaged in the crash fell on Hinz, causing head trauma from which he did not recover.

The aircraft was fully restored a second time, at a cost of 1 million dollars, and returned to the skies in 2009, a testament to the group's perseverance and belief in its mission. The five-year restoration occurred at Tri-State Aviation in Wahpeton, North Dakota. In 2007, Gerry Beck, one of the primary restorers, was in a fatal collision of his P-51A and a P-51D during AirVenture 2007. Beck was the owner of Tri-State Aviation, but about a half dozen other CAF volunteer aviation mechanics contributed to the effort to pick up where he left off. The rebuilding continued with the mounting of the engine in 2008 and the mating of the wing in 2009. On July 22, 2009, four days before AirVenture 2009 in Oshkosh, Wisconsin, the P-51C had its first flight. Then, it was flown to Wisconsin for its public debut. After the show it returned to Minnesota with a 6 AT-6 escort. The aircraft has also served a tribute via military flyovers for fallen Tuskegee Airmen. The P-51C Mustang Tuskegee Airmen is one of only four existing P-51C Mustangs in flying condition. It is flown in numerous airshows around the country and is available for up-close viewing on static display at events throughout the year to educate people about the Tuskegee Airmen and inspire them through their remarkable story.

Red—Tail Mustangs 332nd Fighter Group By "Mark L. Rossmann"

I had the pleasure of meeting Don at the EAA convention in 2002. I also worked with the pre-show set-up at Redwing that fateful weekend.

Here is a link to the site: https://en.wikipedia.org/wiki/Red_Tail_Squadron

Link to the CAF Redtail Squadron site: <https://www.redtail.org/rise-red-tail/p-51c-mustang-tuskegee-airmen/>

I included pictures of the restored Mustang at the EAA in 2017 and “Wings of the North” airshow in 2015, annually held at Flying Cloud airport in Eden Prairie Mn. At this same show in 2008, had the opportunity to speak with two Red-Tail pilots, Ben Alexander and Joe Gomer (301st Fighter Squadron of the 332nd Fighter Group. In combat, he flew 68 missions), both graciously signed my “Aces #7” book.

I asked, “how the Germans treated the “Black” POW’s?”, he stated “on equal terms as every other POW”.



References:

Wikipedia

AeroMaster Decals: 48-244 “Tuskegee Airmen “Spoofwaffe”

Mustang Aces of the Ninth & Fifteenth Air forces and the RAF,

Osprey Aircraft of the Aces #7

2019 Club Contest Themes

2019 Club Contest Themes

January: Large Scale Must be a large sized model with at least one dimension 12-inches or larger.

February: Vietnam Era: Aircraft, boats, tanks, etc., that participated during the Vietnam Conflict (a.k.a. War).

March: Classic Plastic: Any model kit produced before 1980.

April: NAVAL!: Anything designed to be on, in, or under the water (both Military and Civilian).

May: Armor: Armored cars, tanks, assault guns, etc...

June: Bombers : Aircraft from WWI to modern, any scale or type.

July: Out of the Box, STRICTLY how it came from the manufacturer; NO AFTERMARKET of ANY kind!

August: Autos Cars, trucks and SUVs to dragsters, custom builds, etc...

September: Hollywood Any kit (car, plane, figure) that somehow relates to Hollywood, either in Movies or on TV.

October: The need for Speed Any vehicle specifically recognized or attached to speed or breaking/setting speed records.

November: Helicopters—self explanatory Any scale or type. ,

December: "White Elephant"



EDITORS CORNER

BY LYN GORTON

Well here we are in September. In fact the club meeting this month is on September 3rd, which some of us of European descent remember as the official start of WW2, which as modelers we know, inspired a lot of great kits and dioramas, although I have no doubt that it was not the sole intention of the modeling industry at the time.

Speaking of WW2 has anyone seen the new movie "Mission of Honor" on Netflix. It is about 303 Squadron, who were all Polish, flying Hurricanes during the Battle Of Britain. I have only one complaint about it and not wishing to give out any spoilers but I do not think that any Airfield in 1940 Britain would have huts blazing lights from all windows at night. You could be fined just for having a lighted cigarette in the street after dark during those war years. A glaring error by the Hollywood producers. I have no doubt that similar errors will be made for the sake of on screen clarity in the Mid-way movie which I think is out in November.

Those of you who were lucky enough to attend this years nationals would have learnt that it was not definitely all over when the Germans bombed Pearl Harbor and a great many models and dioramas were seen at the Nationals to prove the point. We have our own club show coming up on November 2nd and we will be releasing more details soon, but there is a flyer for your perusal on page 21.

On page 19 you will find some pictures of the clubs latest make and take venture. These events are always appreciated and no doubt inspire and captivate some of our younger generation, who with some further encouragement will become the modelers of the future. Duane and Ed are always needing help at these events and there will certainly be an opportunity for you to volunteer at Modelzona. Even if it is to just give someone a break your help will be appreciated.

There was not a seminar at the August meeting but normal service will be resumed at the forthcoming September meeting with Craig giving us an insight into the dark arts of Riveting and Re-Scribing, make sure you book your seat early to pick up some great hints and tips.



EDITORS CORNER

BY LYN GORTON

Why do builds stall?
(Otherwise known as the Shelf of Doom)

Did a survey of my stash for this article and found that there were at least a dozen plus kits that I have started but have not gotten further attention for a long time. Just to define my terms, started means sanding, glue, filler putty or paint has been applied to plastic and stalled refers to one of the above has happened but nothing further for at least six months since! Not included in my definition of stalled are circumstances that demand your greater focus such as; care giving for a family member, job change, or the honey-do list has gotten really long.

So here are just a few "reasons" that may apply.....

- * Something doesn't fit (manufacturing defect) and I can't figure out how to overcome it.
- * Something went wrong like glued on the canopy but forgot to put in the joy stick.
- * the model is just no longer fun to build.
- * the vac form or resin kit I was building has come out in injected mold plastic.
- * I can't find a key part.
- * that aftermarket part just does not match my reference pictures from the internet.
- * I saw the kit I was doing on the club's monthly contest table and it was so well done that it sucked out all my mojo to finish mine.
- * the clear coat ate the decals.
- * the instructions just do not make sense to me.
- * it's too hot to paint in Arizona.
- * indecision...model built but what color, squadron, time period, or user.
- * A.M.S. plain and simple.

And this one definitely applies to me.

- * I seem to have developed the attention span of a gnat. I get all fired up for a build, collect references and materials, begin the build, then some other subject steals my attention. (Usually a redhead.)

Ed Kucharski



EDITORS CORNER

BY LYN GORTON

Make & Take for Air Cadets at C.A.F.





EDITORS CORNER

BY LYN GORTON



ModelZona 2019

SATURDAY, NOVEMBER 2nd, 2019

9am - 4pm

Model Registration - 9am to 1pm

— NEW LOCATION —

(with ample parking!!)

Red Mountain Community Church

6101 East Virginia Street, Mesa, Arizona 85215

Northeast corner of Loop 202 and N. Recker Rd.

★ OPEN TO ALL MODELERS

★ 40+ CATEGORIES

★ SPECIAL AWARDS FOR:

Best D-Day subject

Best F4U Corsair

Raleigh Williams Craftmanship Award

★ SEMINARS

★ MAKE & TAKE

★ VENDOR TABLES

8ft. Vendor tables - \$40 each

Contact Keith at 480-994-2263 for vendor info

GENERAL ADMISSION

Adults (13+) - \$12

Seniors (62+) - \$6

Kids under 13 - FREE

MODEL REGISTRATION

Adult - \$5 (first 5 models)

Additional models - \$1 each

Junior (under 17) - \$2 (unlimited models)

Visit our website for more info: www.ipms-phoenix.com

Follow us on Facebook: Craig Hewitt Chapter-IPMS Phoenix





IPMS-USA
Craig Hewitt Chapter
Phoenix, Arizona



SPONSORSHIP FORM

The Craig Hewitt Chapter of the IPMS/USA appreciates your sponsorship and support of ModelZona. This sponsorship will allow you or your organization to purchase an award trophy package to be presented to the first, second and third place entries in a category and, if desired, a special award. As a sponsoring organization you will be recognized in our Sponsorship Display, and your organization's name will be displayed on the corresponding category sign. Upon request your organization may also display a banner in the contest area. At your option we will add a link to your website from the ModelZona section of our website.

Category you would like to sponsor (subject to availability, please make option choices or write "ANY")

1 _____ 2 _____ 3 _____

Special Award (if applicable) - _____

(Requests for a particular Special Award will be filled on a first come, first serve basis. If all Special Awards are accounted for, your sponsorship may be applied toward another regular category)

Fill in all applicable information (Please Print)

Name	<input style="width: 95%;" type="text"/>		
Company	<input style="width: 95%;" type="text"/>		
Address	<input style="width: 95%;" type="text"/>		
City	<input style="width: 95%;" type="text"/>		
State	<input style="width: 40%;" type="text"/>	Zip Code	<input style="width: 40%;" type="text"/>
Phone Number	<input style="width: 95%;" type="text"/>		
Fax Number	<input style="width: 95%;" type="text"/>		
Email Address	<input style="width: 95%;" type="text"/>		
Website Address	<input style="width: 80%;" type="text"/>		<input type="checkbox"/> Check if you want website linked

No. of Standard Categories..... x \$40.00 = _____

No. of Standard Categories + Special Award x \$60.00 = _____

Total: _____

Make check payable to: IPMS Phoenix Craig Hewitt Chapter

Please write "Trophy Sponsor" on the memo line.

Mail to: Keenan Chittester
13613 South 37th Street
Phoenix, AZ 85044

Check # _____

Secretaries Minutes Hal Sanguinetti

PMS Minutes August 2019

We got underway with our August meeting at 7:03 with Don Stewart at the stick/wheel/console/gavel.

Hal did the Secretary's report, Pat reported on all the models from the Bill Pelliter collection for sale tonight. While there was no overall raffle due to the club swap meet, we did have the new Mobius F100 kit, courtesy of Dick at Hobby Depot, which Dan Baker won (grrrr!). Lyn covered all the membership items. Kevin discussed the contest tonight, which is Automobilia. We had 7 guests this evening.

Don discussed a tentative location for Modelzona. He met with the pastor of the Red Mountain Community Church, which is just a few miles from our old location. Wendell discussed the budget and some procedures: we will have to be completely out by Saturday evening. There will be a few extra charges due to having to pay the table company overtime to come and pickup the tables on Saturday night. There is much more parking, too. Initial budget is around \$3500. It was moved and seconded, passed unanimously. Looks like we have a new home for our contest. We applauded Tim Bongard who found this venue for us!

No Old business,

Keith Piper reported that his store, Avalon hobbies will be closing its retail outlet on August 31 and will be going to online only. Everything in the store is on sale at 50% off, including fixtures.

Craig Brown won both classes tonight, with his Nashorn in the Display category and his Landdrover, congratulations!

Membership

For only \$1 a month you get all of this

- . Monthly club newsletter**
- . Discounted club T-shirts**
- . Modelzona**
- . Monthly Raffle Prizes**
- . Monthly contest awards**
- . Annual club Christmas party**
- . And more**

Remember that you have to be a member **in good standing to enter and win competitions, get a copy of the monthly newsletter sent directly to your email, and vote for anything that the club brings to the table.**

**So Make sure to see Treasurer,
“Bill Dunkle”, at the club meeting to sign up
for membership**

2019 CLUB MEETING CALENDAR

All meetings held at American Legion Post #1, 364 N. 7th Ave., Phoenix, AZ 85003

JANUARY 2019

Tuesday 8th, 7pm
Seminar/Speaker:

JULY 2019

Tuesday 2nd 7pm
Seminar/Speaker: Figure Face Painting
Bill Dunkle

FEBRUARY 2019

Tuesday 5th 7pm
Seminar/Speaker:
Dennis Lange
US Helo pilot during the Gemini space
program

AUGUST 2019

Tuesday 6th, 7pm
Seminar/Speaker:

MARCH 2019

Tuesday 5th, 7pm
Seminar/Speaker: Decal Wraps
(new Technique)
Tim Bongard

SEPTEMBER 2019

Tuesday 3rd, 7pm
Seminar/Speaker: Craig Brown
Riveting and Re-Scribing

APRIL 2019

Tuesday 2nd 7pm
Seminar/Speaker: Water Color Washes
Steve Collins

OCTOBER 2019

Tuesday 1st, 7pm
Seminar/Speaker: Lyn Gorton
3 R.A.F. Airfields, their history and
exhibits

MAY 2019

Tuesday 7th, 7pm
Seminar/Speaker: The Planes I flew
Don Stewart

NOVEMBER 2019

Tuesday 5th, 7pm
Seminar/Speaker: Club Elections

JUNE 2019

Tuesday 4th, 7pm
Seminar/Speaker: TBA

DECEMBER 2019

Tuesday 3rd, 7pm
Event: White Elephant



Raffle Items

Tickets are \$1 or six for \$5.

A:(B.P. Collection) Revell 1/144 Type XXI U-2518 Submarine (See note on next page)

B:Tamiya 1/48 North American RAF Mustang III

C:Tamiya 1/35 M8 Howitzer Motor Carriage

D:Scientifics Leonardo da Vinci Catapult

E:Revell 1/72 Heinkel He 177 A-5 & Fritz X

F:Italeri 1/48 RAH-66 Comanche Stealth Helicopter

G:AMT/ERTL 1/25 1940 Willys Coupe/Pickup

H:Tamiya 1/48 P-38 F/G Pre-Order Lightning (\$1 per ticket ie not six for \$5)

I: Kit From Hobby Depot TBA

UPCOMING EVENTS

October 12th Orange Con 2019

November 2nd—Modelzona 2019 (New Venue)

IPMS Phoenix / Craig Hewitt Chapter

The club meets at 7pm on the first Tuesday of each month at the American Legion Post #1 in Phoenix. Check the club website at www.ipms-phoenix.org for more meeting info.

American Legion Post #1

364 N. 7th Ave.
Phoenix, AZ 85003

The post is located South of I-10 just a few blocks North of Van Buren. Look for the huge American flag.

Chapter Officers

President.....	Don Stewart	snpcw13@gmail.com
Vice President.....	Patrick Arnold	patrickarnold92@gmail.com
Secretary	Hal Sanguinetti	Diggerboi2@gmail.com
Treasurer	Bill Dunkle.....	bdunkle@msn.com
Member At Large.....	Walter Weich.....	walterweich@aol.com
Membership Coordinator	Lyn Gorton.....	lyngorton@hotmail.com
Webmaster.....	Tim Bongard.....	Tim@tsbongard.com
Newsletter Editor	Lyn Gorton	lyngorton@hotmail.com
Contest Chair.....	Kevin Wenker.....	winks147@cox.net



Raffle Update

You have won a kit from the Bill Pelletier Collection!

Mr. Pelletier has won several awards in ModelZona between 1998 and 2002 and has donated a considerable amount of kits from his personal collection for the Craig Hewett Chapter to use in their raffle.

Bill suffered a stroke a few years back which severely limited what he could do as a kit builder. As such, he decided to donate part of his collection to the Club for our monthly raffles.

He does have one condition: He would love to see the build progression and completion! He's a modeler, as are we all! He would love to hear from you on what you've won and get some pictures of your buildout and the completed work. And I'm sure he'd be more than happy to share tips and tricks on fit and finishing with you!

At the bottom of this letter you will find his email address and contact information.

Again, congratulations on winning this kit, and remember: We're all in this together!

FOR THE CLUB!!!

Bill Pelletier

E-mail: wpelletier2@cox.net

Useful Links

Bjorn Jacobsen—Aircraft Dioramas—www.dioramas-and-models.com
Plasmo—good visual instructions on “You Tube”—just search for plasmo
Kittyhawk replacement parts—Sophialynn@gmail.com
Trumpeter replacement parts—Joanna@trumpeter-china.com
Revell Germany—Amortimer@Revell.De (Annette Mortimer)
Special Hobby—www.specialhobby.Ev/contact
Tamiya—US_support@Tamiya.com
MRCsupport@modelrectifier.com
Rivet detail and schematic drawings—www.airwar.ru
Fine Scale modeling techniques <http://paulbudzik.com>
“How to “Videos—[Youtube.com/Andyshobbyheadquarters](https://www.youtube.com/Andyshobbyheadquarters)
Online magazine for all things avionic www.wingleadermagazine.co.uk

If you have a good reference site let me have a brief description and a web address and we will keep this list as a reference.


Join the **IPMS/USA!**

\$30 annual membership includes a one year subscription to the IPMS Journal. Visit www.ipmsusa.org to download a membership form. Or you can write to:



IPMS/USA National Office
P.O. Box 56023
St. Petersburg, FL 33732-6023

Membership also gives you access to the online Discussion Forum, where you can exchange ideas and information with other members of IPMS.



CONTENT NEEDED!!!!

The Corsair needs your help! To keep this newsletter filled with all the great content, I need your help with content. Here are some useful items that I can use to put together future issues each month:

- Kit reviews/In-box reviews
- Website links
- Modeling related articles
- Commentary and featured columns
- Neat, strange or otherwise shareable pictures
- Book reviews
- Trip and vacation write-ups

Anything you have can be used. Don't hesitate. Even a few paragraphs are great.





CONTESTS POINTS AWARD SYSTEM

Monthly meetings:

Entering 5 pts

Best Senior Theme 15 pts

Best Junior Theme 10 pts

Best Misc 10 Pts

Judging 5 pts

Monthly Seminar 15 pts

Modelzona

Entering 10 points

1st 30 points

2nd 20 points

3rd 15 points

Best O.O.B 10 points

Best Category 40 points

Theme Award 20 points

Best in Show 70 points

Spectators Choice 60 points

Judging 20 points

IPMS Nationals

Entering 10 p

1st 50 pts

2nd 40 pts

3rd 30 pts

Best OOB 25 pts

Best of Category 100 pts

Theme Award 40 pts

SUPPORT YOUR LOCAL HOBBY SHOP!



RIGHT
STUFF,
RIGHT PRICE

www.thehobbydepot.com

216 W. Southern Ave.
Tempe, AZ 85282



Rhino's
Hobby Tools
& More

Rhino's Hobby Tools & More

Michael Ronnau
cactus_rhino@cox.net

www.airline-hobby.com

*Your One Stop Source for
Scale Model Airliner Kits, Decals,
Diecasts and Accessories*

HOBBY BENCH

2 Great Locations!

8058 N. 19th Ave.
NW corner
19th Ave. & Northern
602-995-1755

4240 W. Bell Rd.
NE corner
43rd Ave. & Bell
602-547-1828



**ANDY'S HOBBY
HEADQUARTERS**



15224 N. 59th Avenue, Suite 12
Glendale, AZ, 85306
tel. (602) 439-1456

Avalon
Books and Hobbies

1510 N. Scottsdale Rd.

Tempe, AZ 85281

(480) 994-2263

space in miniature

Space modeling reference books

by Mike Mackowski.

www.spaceinminiature.com



THE MAD MEATBALL

MIKE CHOLEWA

602-944-4096

"DEALER IN PRE-OWNED PLASTIC"

12629 NORTH 21ST DRIVE PHOENIX, AZ 85029



Tru-Color Paint

Model Railroad, Automobile,
and Building Paint

Scott Cohen

Marketing, Finance, Product Development,
Supply Chain, Inventory & QC/QA

Post Office Box 74524
Phoenix, AZ, 85087-4524
tru.colorpaint1@yahoo.com

Sales: (714) 488-9779

Info: (623) 551-2548

www.trucolorpaint.com