



## Feathered Star Classes 2020

Sunday	Monday	Tuesday	Wednesday	Thursday	Friday	Saturday
26	27	28	29	30	<b>May 1</b>	2
3	4	5	6	7	8	9
10	11	12	13	14	15 Playing with Words (Part 1)	16 Playing with Words (Part 2)
17	18	19	20 Private Group	21	22	23 Periwinkle Scrappy Stars
24	25	26 <b>A Quilter's Garden Patriotic &amp; Texas! 10-2</b>	27	28	29	30 Modern Curves
31	<b>June 1</b>	2	3	4 Private Group	5	6 Log Cabin
7	8	9	10	11	12	13 Bookcase Quilt
14	15	16	17 Private Group	18	19	20 60 Degree Diamonds
21	22	23	24	25	26	27
28	29	30	<b>July 1</b>	2 Private Group	<b>3 Feathered Star Closed</b>	<b>4 Feathered Star Closed</b>
5	6	7	8	9	10	11 Vintage Lace Scrap Crazy 6
12	13	14	15 Private Group	16	17	18 Mary Lou Hutson Adding Up Your Scraps
19	20	21	22	23	24	25
26	27	28	29	30	31	Aug 1



*A Patriotic Quilter's Garden*

*A Drive Through Outdoor Quilt Show*

**Tuesday, May 26**  
10:00-2:00  
3133 Private Rd 2581  
Clyde, TX



**\*Due to social distancing, classes will be limited to 3 people.**



**Playing with Words- Fri, May 15 and Sat, May 16**

\$20 per class 10-2:00

Learn free piecing letters! I love adding words to quilts. Bring 1 yard background fabric and scraps (1 ¼", 1 ½", 2" strips)



**Periwinkle Scrappy Stars- Sat, May 23**

\$20 per class 10-2:00

For this quilt, your star fabric is also the foundation for your scraps! I've made a couple of variations- black background and batiks, print background and florals, 30's and pink!

Bring background fabric- sets of 4 in either 5" or 6 ½" squares and lots of strips and strings!



**Modern Curvy Piecing- Saturday, May 30**

\$20 per class 10-2:00

Learn to create a modern quilt using free form curves!

Materials: Sets of three fabrics, with good contrast- 8" Squares



**Log Cabin (Regular or Curvy) Creative Grids- Saturday, June 6**

\$20 per class 10-2:00

Let Creative Grids Log Cabin rulers help you create these traditional blocks. The rulers come in 4", 6" and 8" in both original and curvy blocks.



**Bookcase Quilt-Sat, June 13**

\$20 per class 10-2:00

Have a book lover or favorite librarian in your family? A bookcase quilt is a fun way to show your reader's interests! We'll make the globe in class and start filling the shelves with books.




Materials: (amounts give for lap sized quilt)

9 fat quarters or Assorted fabric strips 1 ½"-3 ½" wide

Book shelf background- ½ yard (blue shown here)

Bookcase (red shown) ½ yard

Wallpaper (white shown) ½ yard

	<p><b>60 Degree Quilt- Saturday June 20</b>          \$20 per class 10-2:00          Learn a fun new technique using 60 degree angles!          Bring strips in varying widths- 1 1/2" to 3 1/2"          *Requires 60 Degree Creative Grids ruler</p>
	<p><b>Vintage Lace Scrap Crazy 6- Saturday, July 11</b>          \$20 per class 10-2:00          Use the Scrap Crazy 6 ruler in a new way utilizing lace and vintage linens</p>
	<p><b>Adding Up Your Scraps with Mary Lou Hutson Saturday, July 18</b> \$25 per class 10-2:00          Use adding machine tape to create scrappy quilt borders!</p>

**\*To schedule a class-** Call the shop at 325 893-4699, email me at [shaulap@featheredstarquilt.com](mailto:shaulap@featheredstarquilt.com) , or send me a Facebook message on the Feathered Star page! You need to pay in advance to reserve your spots.

\*If you would like to schedule one of these classes on a different date, gather 2-3 friends and we'll set a date.

*Shaula Patton*

