




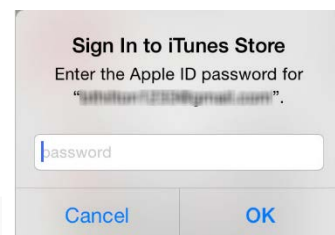
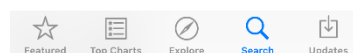
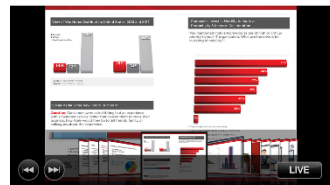

## App Download and Installation of SCOPIA MOBILE v3 for iPhone, iPad and iTouch iOS Platform

- You will have to download and SCOPIA MOBILE **v3** on your iPhone
- **Compatibility:** Compatible with iPhone, iPad, and iPod touch. This app is optimized for iPhone 5.0 or later
- Save time before making your video call by installing it now
- Operating System: Requires iOS 6.0 or later

1. Open the **App Store**
2. Press the **Search** button and enter for **avaya scopia mobile** into the search field.
3. Press **Get**



4. Press **Install**
5. Sign into the iTunes store by entering the **Apple ID Password** associated with your iTunes account in the **Password** field.
6. Press **OK**



- **SCOPIA MOBILE v3** app will install.
- An **Open** button will replace the **Install** button
- The **SCOPIA MOBILE v3** app has successfully installed

