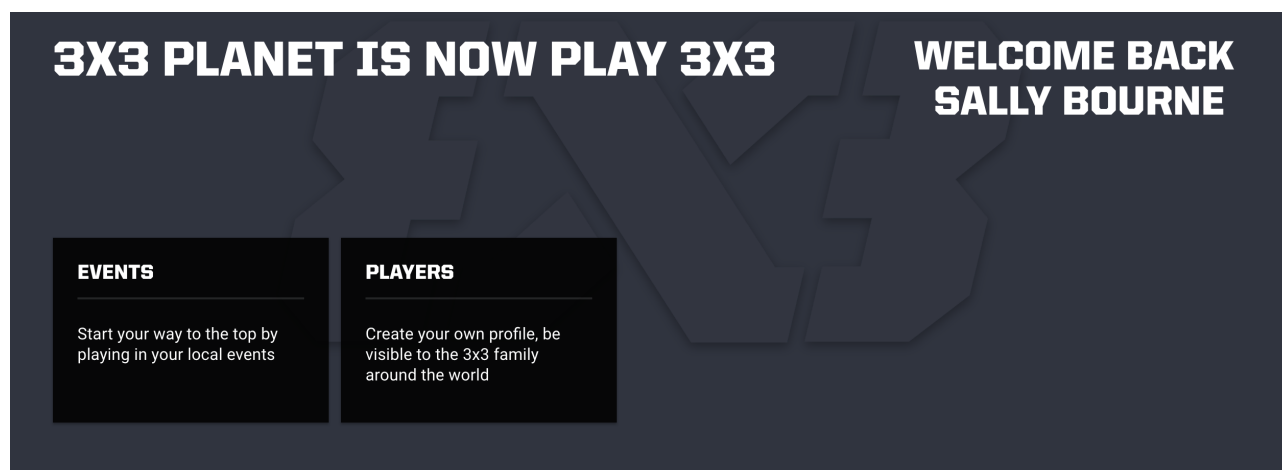


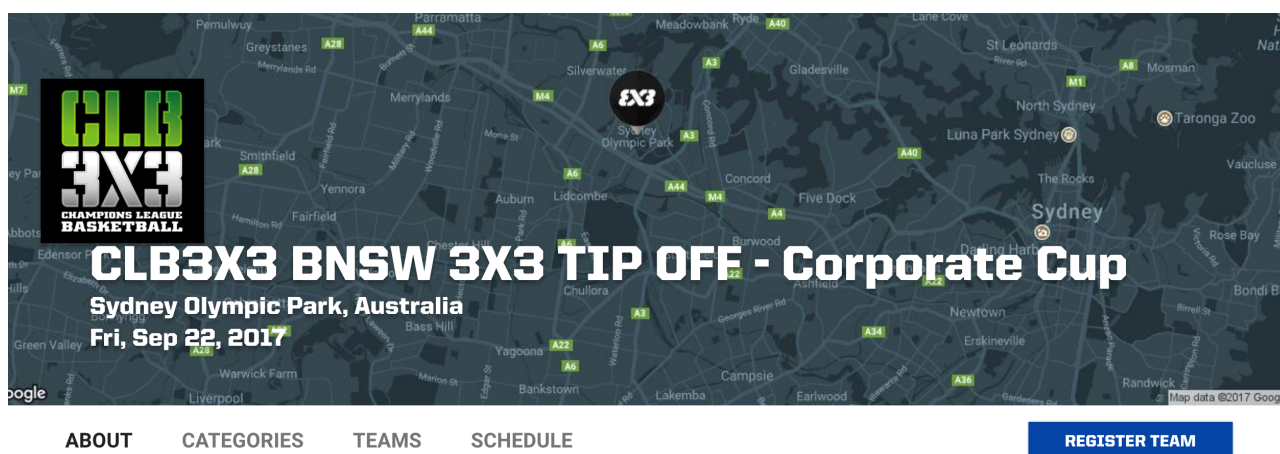
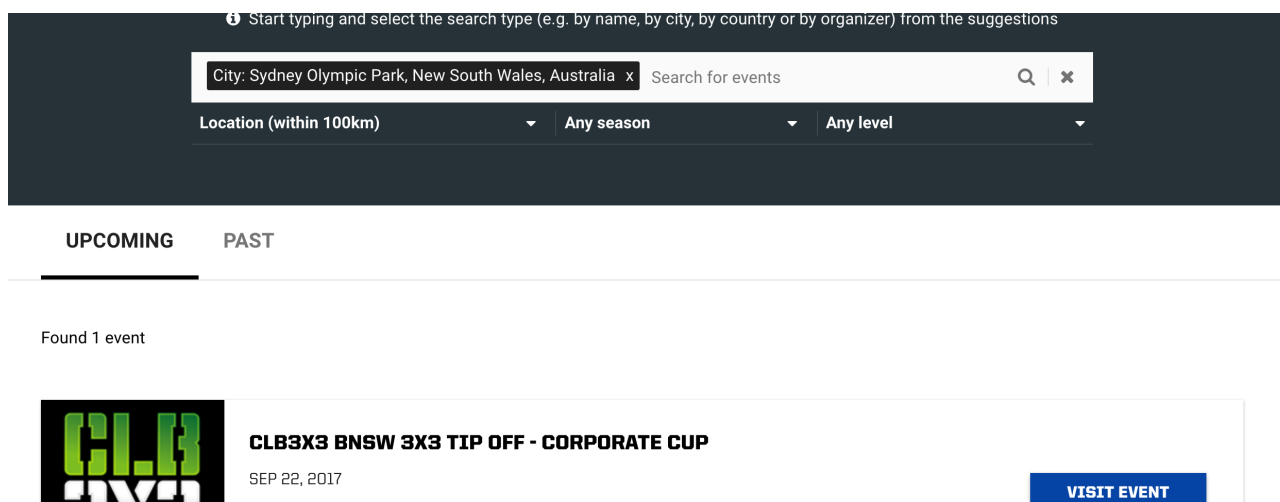


## Registering a team to 3x3planet

**Step One:** go to [play.fiba3x3.com](http://play.fiba3x3.com) and click on Events



**Step Two:** Search for the event by location e.g. Sydney, find the event you wish to participate in and click “VISIT EVENT”



**Step Three:** Click on “REGISTER TEAM”

**Step Four:** You will see a list of categories, click on the one that suits your age and click “REGISTER TEAM”

eg: **Under 13's** - 10yrs - 12yrs **Under 15's** 13yrs - 14yrs **Under 18's** 15yrs - 17yrs  
You age is as per the date of the event e.g. : If you are 13 on the date of the event you would be in the Under 15's category

[ABOUT](#) [CATEGORIES](#) [TEAMS](#) [SCHEDULE](#)

Registration closes on Fri, Sep 22, 2017 (in 47 days)

OPEN - FEMALE



A\$80.00

0 teams registered

[Register team](#)

OPEN - MALE



A\$80.00

0 teams registered

[Register team](#)

OPEN - MIXED



A\$80.00

0 teams registered

[Register team](#)

**Step Five:** You will then get a choice to register as the “Team Captain” or as a “Player”



**Step Six:** “Team Captain” will see this screen, fill out as asked and click  
“CONTINUE REGISTRATION”

#### ENTER TEAM NAME AND EMAIL ADDRESS

Please enter team name and valid email address to which we should send the team activation email

Team name

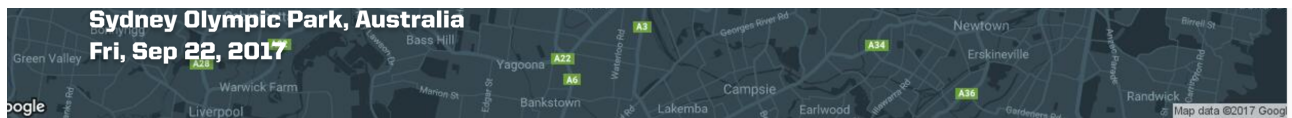
Enter team name

Email

Enter email address

Phone number

Enter phone number





**Sydney Olympic Park, Australia**  
**Fri, Sep 22, 2017**

ABOUT CATEGORIES TEAMS SCHEDULE

**A confirmation link for the team contact email has been sent to yvette@clb.com.au**


As the next step in your registration, you need to access your yvette@clb.com.au email inbox and find an email from fiba3x3.com with the header 'Please confirm the team contact e-mail address to...'.  
Click the blue button to confirm the email address you gave, after which you will be re-directed to your registration page in which you can edit your team roster.  
If you did not find the email, check first your Spam/Junk folder or check help.fiba3x3.com for further advice.

**Go to your inbox, the below email should arrive to confirm your registration as Captain is successful, click on the link and follow the prompts.**



Hi!


This e-mail address has been registered as the team contact email to the following 3x3 basketball event:



**CLB3X3 BNSW 3X3 TIP OFF - Corporate Cup**  
Sep 22, 2017 - Sep 22, 2017  
Sydney Olympic Park, Australia  
Category: Open - Female  
Team: Jets





Please **confirm** that this is a functional e-mail address for the event organizer contacting you about the practicals of the event.

**CLICK HERE TO CONTINUE THE REGISTRATION >**



This message was sent to [yvette@clb.com.au](mailto:yvette@clb.com.au) from [fiba3x3.com](http://fiba3x3.com) by FIBA (International Basketball Federation). For questions, see the [Privacy Policy](#) or contact the [user support](#).


**Step Seven:** If your team members already have profiles you can simply click on “ADD PLAYER” , search the players name and click on “SEND INVITE”.

Team roster		
	Team captain, accepted <b>SALLY BOURNE</b> Melbourne, Australia (AUS)	
	Required <b>PLAYER #2</b>	<a href="#">ADD PLAYER</a>
	Required <b>PLAYER #3</b>	<a href="#">ADD PLAYER</a>
	Optional <b>PLAYER #4</b>	<a href="#">ADD PLAYER</a>

If the player DOES NOT have a profile click on the “Invite your teammate to get a FIBA 3x3 Profile” , fill in the form and click on “ADD PLAYER”. Your player will then receive an email and will be able to follow the prompts to “CREATE THEIR OWN PROFILE”

ADD PLAYER

Q



If you did not find the player, it may be because your search did not match the exact spelling of the name, or the player does not yet have an official FIBA 3x3 profile

[Invite your teammate to get a FIBA 3x3 profile](#)

SEND INVITATION

ADD PLAYER

Use the form below to send an email invitation to a friend for setting up an official FIBA 3x3 profile. Once completed, the profile will be automatically added to this team.

FIRST NAME

LAST NAME

EMAIL

ADD PLAYER

**Step Eight:** If you click on “Register as Player” you will see this screen, fill out as asked, the Team Name will be found after you type it in if there is already a Captain who has started the registration process.



**ENTER TEAM NAME AND EMAIL ADDRESS**

Please enter team name and valid email address to which we should send the team activation email

Team name

Enter team name

Email

Enter email address

Phone number

Enter phone number

**TIPS to seamless Team Registration:**

- Select your Captain and have them register as a “Team Lead” first
- The captain can then invite the other three players or the players can simply enter in the Team Name and they will be allocated under “REGISTER AS A PLAYER”
- CLB3X3 and BNSW will accept teams of 3 but it is preferably you have teams of 4 so you can have a substitution
- A team will only be allowed to participate in the event once full payment has been received. Registrations will close 24 hours before the start time. Payment on the day will not be accepted.
- If you have any questions, queries or need technical support please contact;

**Yvette Williams at [yvette@clb.com.au](mailto:yvette@clb.com.au) OR  
Geoff Tripp on (02) 8765 8555 [geoff.tripp@bnsw.com.au](mailto:geoff.tripp@bnsw.com.au)**