

*We Supply Everything You Need.*

**Buy It Today.**

*Enjoy it for Life.*



FEATURING

**THRU**FLOW<sup>™</sup>  
Premium Decking System



**10 YEAR  
WARRANTY \***

\* For Inland Lake Use Only  
NOT INTENDED FOR USE IN GREAT LAKES

**GRIZZLY  
DOCK**<sup>™</sup>

FEATURING  
**THRU**FLOW<sup>™</sup>  
Premium Decking System

**GRIZZLYDOCK.COM**

For Technical Questions Call: 1-800-474-5273



## Spend Your Weekend Enjoying YOUR DOCK ... Not Building It!

Make the most of your time by the water, by choosing to install the Grizzly Dock system today. Our ThruFlow™ decking material is created to be environmentally friendly and maintenance free. Assembly is quick and easy enough to set up in a short amount of time so you can start to enjoy your dock today.

## What Makes Grizzly Dock Better?



The GRIZZLY DOCK™ Features:



### THRUFLOW™ MATERIAL

- Wollastonite Reinforced Polypropylene
- Extremely Light
- 1.35 lbs. per sq. ft.
- Extremely Strong
- Exceeds Commercial Construction Requirements
- Industry Leading UV Protection

### THRUFLOW™ BENEFITS

- Maintenance-free: No Staining, Painting, Sealing or Warping
- Completely Impervious to Rot, Mold, Algae and Insects
- 360° Non-slip Surface
- Bare-Foot Friendly
- No Puddles or Splinters
- ADA Compliant
- ThruFlow Feels Cool Underfoot
- Helps Promote Healthy Fish Habitat

Designed Exclusively for  
Midwest Inland Lakes



## Key Grizzly Dock Features:



### STRONG

- Heavy Duty Extruded Aluminum
- Durable ThruFlow™ Decking
- Fully Welded Cross Frames



### EASY

- Installs Quickly and Easily
- Simple Interlocking Sections
- Carefree Maintenance



### VALUE

- Cost Per Foot Less Than Competitors
- Kits Include Everything Needed for Most Common Installations



### SUPPORT

- Up to 135% Larger Pipe Size for Added Strength and Durability
- Creates a More Stable Dock
- Sturdy Welded Cross Arm Sections



### MUD PADS

- Large, Lightweight and Sturdy
- Made of Non-corroding Aluminum

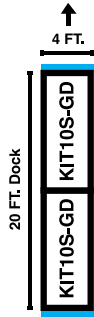


### LOCK SYSTEM

- No Tools Required for Removal or Reinstallation
- Interlocking Quick-Connect Pins are Secure and Simple

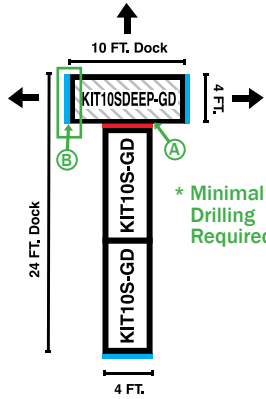
# Basic & Custom Configurations:

## 20 FOOT STRAIGHT DOCK



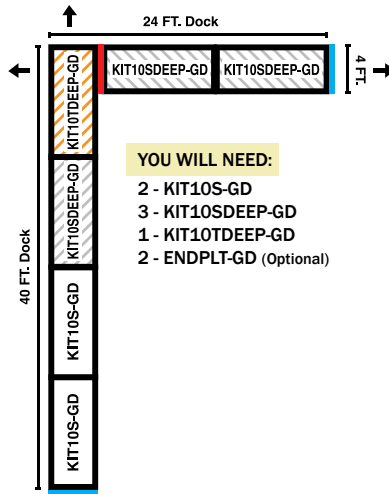
- YOU WILL NEED:**
- 2 - KIT10S-GD
  - 2 - ENDPLT-GD (Optional)

## 24 FOOT x 10 FOOT CUSTOM T-SHAPE BASE



- YOU WILL NEED:**
- 2 - KIT10S-GD
  - 1 - KIT10SDEEP-GD
  - 3 - ENDPLT-GD (Optional)
  - A - 1 - 4FTQC-GD\*
  - B - 1 - CSSARMHD-GD\*
  - C - 2 - 6FTPST-GD (or 8FTPST-GD)\*
  - D - 2 - MUDPAD-GD\*

## 40 FOOT x 24 FOOT DEEP WATER L-TURN DOCK



- YOU WILL NEED:**
- 2 - KIT10S-GD
  - 3 - KIT10SDEEP-GD
  - 1 - KIT10TDEEP-GD
  - 2 - ENDPLT-GD (Optional)

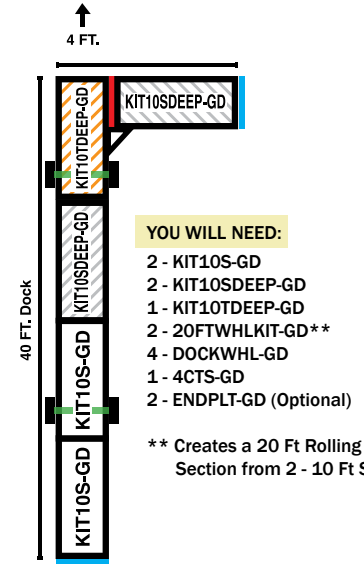
## 30 FOOT ROLLING DOCK STRAIGHT DOCK-DEEP



- YOU WILL NEED:**
- 2 - KIT10S-GD
  - 1 - KIT10SDEEP-GD
  - 1 - WHLAXLE-GD
  - 2 - DOCKWHL-GD
  - 2 - ENDPLT-GD (Optional)

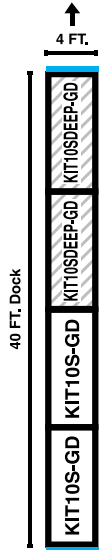
## 40 FOOT L-TURN ROLLING DOCK DEEP WATER L-TURN DOCK

\* Minimal Drilling Required



- YOU WILL NEED:**
- 2 - KIT10S-GD
  - 2 - KIT10SDEEP-GD
  - 1 - KIT10TDEEP-GD
  - 2 - 20FTWHLKIT-GD\*\*
  - 4 - DOCKWHL-GD
  - 1 - 4CTS-GD
  - 2 - ENDPLT-GD (Optional)
- \*\* Creates a 20 Ft Rolling Dock Section from 2 - 10 Ft Sections

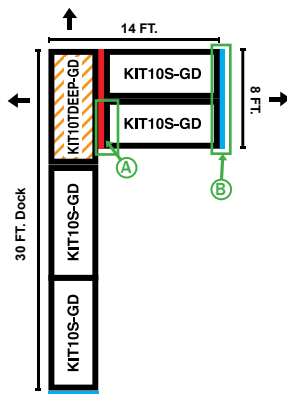
## 40 FOOT STRAIGHT DOCK-DEEP



- YOU WILL NEED:**
- 2 - KIT10S-GD
  - 2 - KIT10SDEEP-GD
  - 2 - ENDPLT-GD (Optional)

## 30 FOOT x 24 FOOT DOUBLE WIDE DEEP WATER L-TURN DOCK

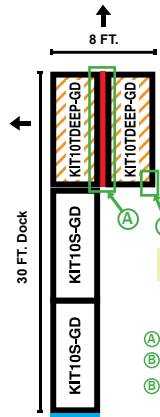
\* Minimal Drilling Required



- YOU WILL NEED:**
- 4 - KIT10S-GD
  - 1 - KIT10TDEEP-GD
  - A - 1 - 4FTQC-GD\*
  - B - 1 - 8FTTRUSS-GD\*
  - 3 - ENDPLT-GD (Optional)

## 30 FOOT x 8 FOOT DOUBLE WIDE DEEP WATER L-TURN DOCK

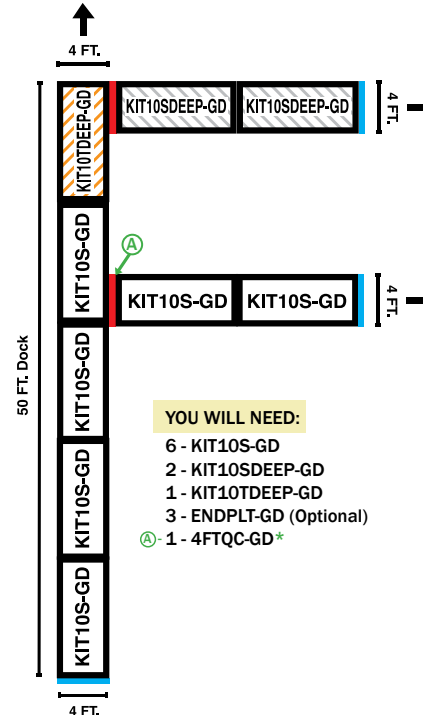
\* Minimal Drilling Required



- YOU WILL NEED:**
- 2 - KIT10S-GD
  - 2 - KIT10TDEEP-GD
  - A - 1 - 10FTQC-GD
  - B - 1 - SGLPIPEBTK-GD
  - C - 1 - 6FTPST-GD (or 8FTPST-GD)
  - D - 1 - MUDPAD-GD
  - 1 - ENDPLT-GD (Optional)

## CUSTOM F-SHAPE BASE FOR DEEP WATER APPLICATIONS

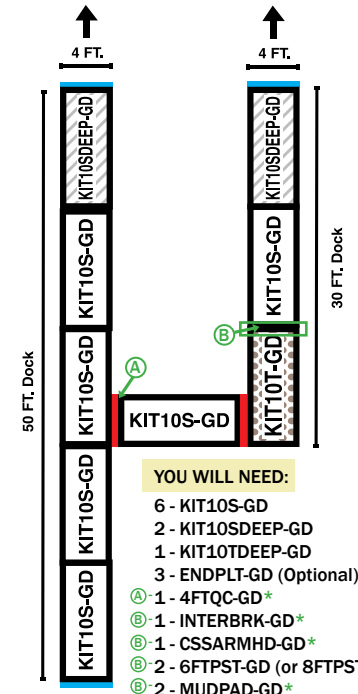
\* Minimal Drilling Required



- YOU WILL NEED:**
- 6 - KIT10S-GD
  - 2 - KIT10SDEEP-GD
  - 1 - KIT10TDEEP-GD
  - 3 - ENDPLT-GD (Optional)
  - A - 1 - 4FTQC-GD\*

## CUSTOM 4-SHAPE BASE FOR DEEP WATER APPLICATIONS

\* Minimal Drilling Required



- YOU WILL NEED:**
- 6 - KIT10S-GD
  - 2 - KIT10SDEEP-GD
  - 1 - KIT10TDEEP-GD
  - 3 - ENDPLT-GD (Optional)
  - A - 1 - 4FTQC-GD\*
  - B - 1 - INTERBRK-GD\*
  - C - 1 - CSSARMHD-GD\*
  - D - 2 - 6FTPST-GD (or 8FTPST-GD)\*
  - E - 2 - MUDPAD-GD\*

ITEM	DESCRIPTION	IMAGE
 KIT10S-GD	1-10S-GD, 2 6FTPST-GD, 1 CSARM-GD, 2 MUDPAD-GD	
10S-GD	10 ft Straight Dock Section	
 KIT10SDEEP-GD	1-10S-GD, 1 CSSARMHD-GD, 2 8FTPST-GD, 2 MUDPAD-GD	
 KIT10TDEEP-GD	1-10T-GD, 1-4FTQC-GD, 1 CSARMHDEND-GD, 2 8FTPST-GD, 2 MUDPAD-GD	
10T-GD	10 Ft Deep Water End Dock Section for L-Turn	
WHLAXLE-GD	Dock Wheel Axle - <i>Wheels and Dock Sections Sold Separately</i>	
8FTTRUSS-GD	8 Ft Dock Truss	
4CTS-GD	4 Ft Corner Triangle Section	
4DSTEPHR3-GD	4 Ft Wide Dock Steps: 3 Steps <i>Includes One Hand Rail</i>	
4DSTEPHR4-GD	4 Ft Wide Dock Steps: 4 Steps <i>Includes One Hand Rail</i>	
3VTBUMPP-GD	3 Ft Verticle Bumper with Pipe Attach	
4STEPLAD-GD	4 Step Dock Ladder	

ITEM	DESCRIPTION	IMAGE
4BNCHAZDECK-GD	4 Ft Bench with Azek Decking	
RMPHNG-GD	Ramp Hinge	
PIPECAP-GD	Pipe Cap	
CLVSPIN-GD	Clevis Pin	
4FTQC-GD	4 Ft Quick Connect	
ENDPLT-GD	Dock End Plate	
CSABRACE4-GD	4 Ft Deep Water Cross Brace	
10QUIKCON-GD	10 Ft Quick Connect	
SGLPIPEBRK-GD	Single Pipe Bracket	
20ROLDKB-GD	20 Ft Rolling Dock - Beige	
CSABRACE8-GD	8 Ft Deep Water Cross Brace	
DIAMONDPLT-GD	Diamond Plate to Connect to Sea Wall	
SEAWALLCNT-GD	Seawall Connect	
CSSARMHD-GD	Heavy Duty Cross Arm	

ITEM	DESCRIPTION	IMAGE
CSARM-GD	Cross Arm	
CSARMHDEND-GD	Cross Arm Heavy Duty End	
4FTPST-GD	4 Ft Post	
6FTPST-GD	6 Ft Post	
8FTPST-GD	8 Ft Post	
MUDPAD-GD	Mud Pad	
INTERBRK-GD	Interconnect Brackets (Pair)	
20FTWHLKIT-GD	20 Ft Rolling Dock Undercarriage Kit - <ul style="list-style-type: none"> <li>• Includes winch for height adjustment and the and undercarriage hardware.</li> <li>• Creates a 20FT Rolling Dock section from 2 - 10FT Sections.</li> </ul> <i>Wheels and Dock Sold Separately</i>	
DOCKWHL-GD	Dock Wheel	

## WARRANTY

All welds are warrantied for ten years from date of purchase against all defects in material and workmanship. Should your product prove defective within ten years from date of purchase or receipt, return the unit, freight prepaid, along with an explanation of the claim. Please package your product carefully in its original box and packing material to avoid damage in transit. (We are not responsible for any damage caused to the product in return shipment.) Under this warranty, we undertake to repair or replace any parts found to be defective.

This warranty is only valid if the product is used solely for purposes in accordance with the instructions. This warranty is invalid if the unit is dismantled or interfered with in any way or damaged through misuse.

FOR INLAND LAKE USE ONLY. NOT INTENDED FOR USE ON GREAT LAKES.  
WARRANTY NOT VALID WITH USE ON GREAT LAKES.

Print and fill out the ONLINE WARRANTY information at [GRIZZLYDOCK.COM](http://GRIZZLYDOCK.COM) and mail along with receipt of purchase to:

**GRIZZLY DOCK**  
PO Box 444  
Two Rivers, WI 54241-0444

**GRIZZLY**  
**DOCK**<sup>TM</sup>  
FEATURING THRU-ALUMINUM  
GRIZZLYDOCK.COM

For Assistance With  
Technical Questions or for  
Building a Custom Dock:

**Call: 1-800-474-5273**